



**SRS BASED
ABRIDGED LIFE TABLES
2010-14**



**OFFICE OF THE REGISTRAR GENERAL &
CENSUS COMMISSIONER, INDIA
MINISTRY OF HOME AFFAIRS
GOVERNMENT OF INDIA
NEW DELHI**



**SRS BASED
ABRIDGED LIFE TABLES
2010-14**

**OFFICE OF THE REGISTRAR GENERAL &
CENSUS COMMISSIONER, INDIA
MINISTRY OF HOME AFFAIRS
GOVERNMENT OF INDIA
NEW DELHI**

PREFACE

A life table states the probabilities of survival of a hypothetical group or cohort at different ages, which gradually diminish due to deaths. It is a conventional method of expressing the most fundamental and essential facts about the age distribution of mortality and is a powerful tool for measuring the probability of life and death of various age groups. It enables us to understand the implication of age-specific mortality rate in terms of average life expectancy. In India, it has been the practice to construct life tables using age composition of the population from successive population censuses. With the introduction of the Sample Registration System (SRS), an alternative source of data has become available for construction of life tables.

2. Based on SRS data, life tables have been prepared for the periods 1970-75, 1976-80, 1981-85 and 1986-90 at five yearly intervals. Since the 1986-90 issue, life tables have been brought out annually on a five yearly moving average basis so as to form a continuous series. The present report contains the abridged life tables for the period 2010-14 by sex and residence for India and bigger States. This has been expanded up to the age group 85+ in order to appropriately reflect the changing mortality behavior and also to facilitate comparison with life tables being prepared by other countries and the UN.

3. This report has been prepared by the staff members of the SRS wing of VS Division led by Shri Rohit Bhardwaj, Deputy Registrar General under the guidance of Shri Kameshwar Ojha, Addl. Registrar General. In particular I wish to place on record the good work done by Shri. Rajeev Kumar, Senior Research Officer, Ravi Kant, SI Gr.II in bringing out this publication.

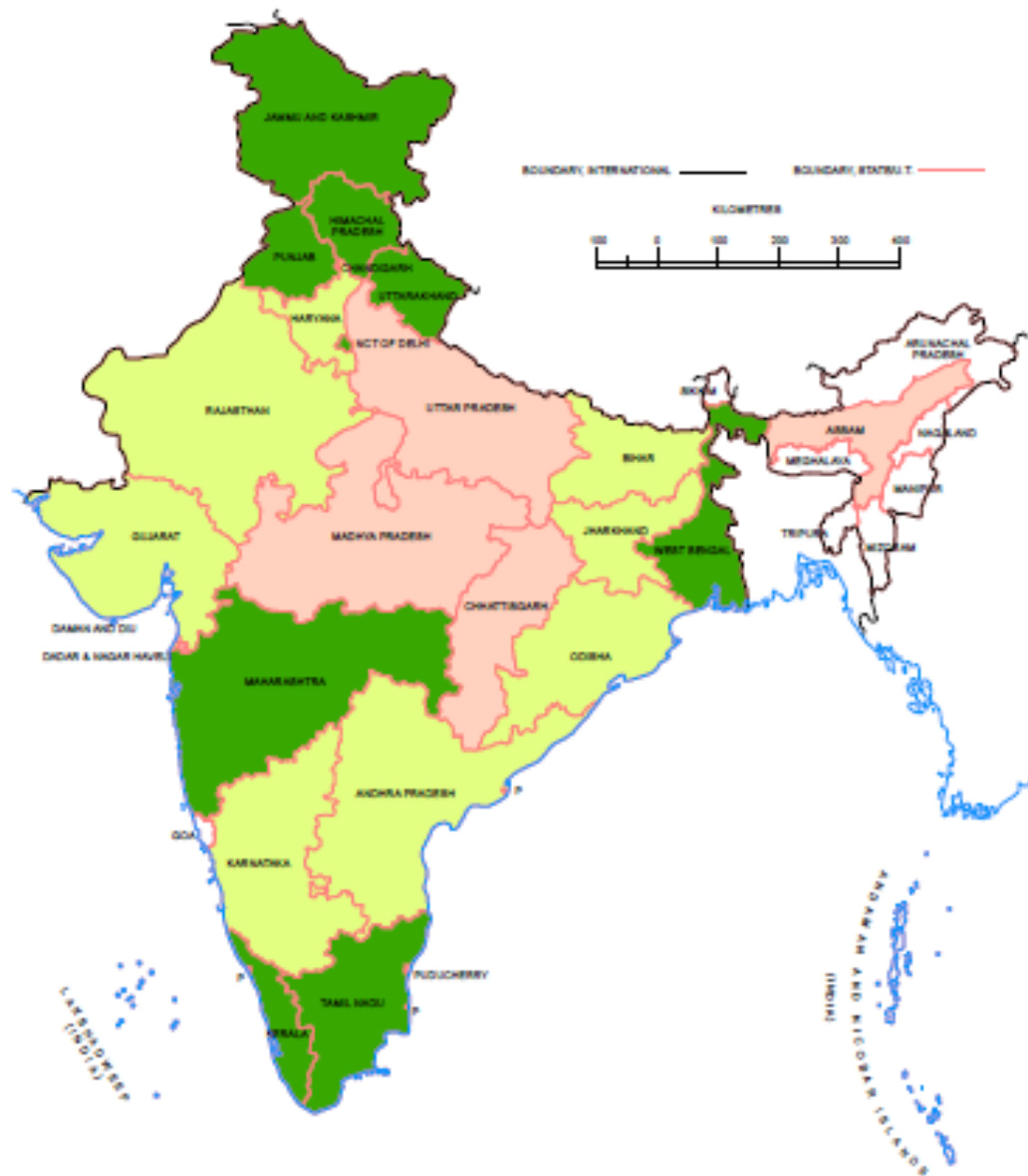
New Delhi
September, 2016

(SAILESH)
Additional Secretary & Registrar General of India

CONTENTS

	Page
Map INDIA: Expectation of Life at Birth 2010-14	i
Brief Analysis	1-19
Appendix	20-80
Abridged Life Tables, 2010-14 (India & bigger States)	
India	23
Andhra Pradesh	24
Assam	25
Bihar	26
Chhattisgarh	27
Delhi	28
Gujarat	29
Haryana	30
Himachal Pradesh	31
Jammu & Kashmir	32
Jharkhand	33
Karnataka	34
Kerala	35
Madhya Pradesh	36
Maharashtra	37
Odisha	38
Punjab	39
Rajasthan	40
Tamil Nadu	41
Uttar Pradesh	42
Uttarakhand	43
West Bengal	44

INDIA EXPECTATION OF LIFE AT BIRTH 2010-14



Expectation of Life at birth

- 65.0 and Below
- 65.1 - 70.0 (National Average 67.9)
- 70.1 and Above
- Data not available

P. PUDUCHERRY

ABRIDGED LIFE TABLES- 2010-14

INTRODUCTION

The study of mortality which is the oldest subject in demography was first brought under systematic and rigorous analysis through the concept of life table. It is not exactly known when and by whom the concept of life table was conceived for the first time. However, from various literatures on mortality investigation and other allied topics it appears that probably the first rudimentary life table was prepared by a Roman author, Ulpian sometime during the third century A.D. But several demographers are of the opinion that the herald of life table was John Graunt, haberdasher at London in the seventeenth century. The next important advancement in the history of life table was made by Graunt's successor, Edmund Halley (1656-1742). There were many other contributors to the development of life table such as William Barton (1793), Dr. Price's Northampton (1873), and others.

2. However, the investigation on life table technique through appropriate scientific principles taking into consideration both deaths and the population exposed to risk of death classified by age, was carried out, for the first time in the history of life table, by Milne in 1857. It was based on the mortality experience in two parishes of Carlisle (English), in the period 1779-87. A large number of life tables have been published since then. In the early years, most of these pertained to European countries, particularly, Scandinavian countries, but now life tables are available for most countries of the world. The life expectancy at birth of the population in Carlisle, in 1779-87 was 38.72 years, close to that of India in the decade 1951-61 estimated by Coale and Hoover.

3. In India, life expectancy at various broad age groups has been estimated through Sample Registration System (SRS) since 1970-75. The Sample Registration System (SRS) is a large-scale demographic sample survey based on the mechanism of a dual record system with the objective of providing reliable estimates of fertility and mortality indicators at State and National levels for rural and urban areas separately. The estimated age-specific death rates derived from the SRS provide the necessary database for undertaking construction of abridged life tables. To adjust for the sampling fluctuation and for augmenting the sample size, five-year average is compiled for estimating age-specific death rates separately for rural and urban areas both for male and female.

4. The present report covers the life tables for the periods 2010-14. The life table has been constructed for all India and bigger States (having population 10 million and more) along with Himachal Pradesh. The life expectancy at birth for the country has undergone a significant change from 49.7 in 1970-75 to 67.9 in 2010-14, registering an increase of 18.2 years in the last four decades. It is worthy to mention that in 1970-75, the life expectancy at birth for male (50.5) was more than female (49.0). But the trend has been reversed since 1981-85. In 2010-14, the female life expectancy (69.6) is higher than that of male (66.4) by about three years. The gap between the rural and urban life expectancy has also narrowed down significantly during the same period. There are notable variations at the State level with Kerala in 1970-75 recording the highest life expectancy at birth of 62.0 years and Uttar Pradesh, the lowest, 43.0 years. In 2010-14, Kerala with 74.9 years retains its position but Assam with 63.9 years, has the lowest life expectancy at birth. The Report gives scenario of life expectancy at various quinquennial age groups also.

5. There are several methods for construction of life tables. In this report, the life tables have been generated using mortality package for life table estimation (MORTPAK 4), which is a United Nation's software package for mortality measurements. The various columns given in the abridged life table are ${}_nq_x$, l_x , ${}_nL_x$ and e_x . In the life table ${}_nq_x$ represents the probability of dying between exact age x and $x+n$, l_x is the expected number of persons surviving at exact age x out of the original cohort of say 1,00,000 persons; ${}_nL_x$ denotes the expected number of persons-years lived between ages x and $x+n$ years; and e_x denotes the expectation of life at age x viz. the average number of additional years a person would live if the current mortality trends were to continue.

6. The life expectancy at birth usually denoted by e_0^0 , measures the average number of years a person is expected to live under prevailing mortality conditions. Statement 1 shows the values of the expectancy of life at birth for India by sex and residence for the periods 1970-75 to 2010-14. The life expectancy at birth in 2010-14 has been 66.4 and 69.6 years for males and females respectively. The increase in life expectancy has been 0.6 years for males and 0.3 years for females over 2010-14 from 2009-13. The life expectancy has increased 0.4 and 0.3 years for rural and urban areas respectively as compared to 2010-14.

Statement 1

Expectation of life at birth by sex and residence, India*, 1970-75 to 2010-14

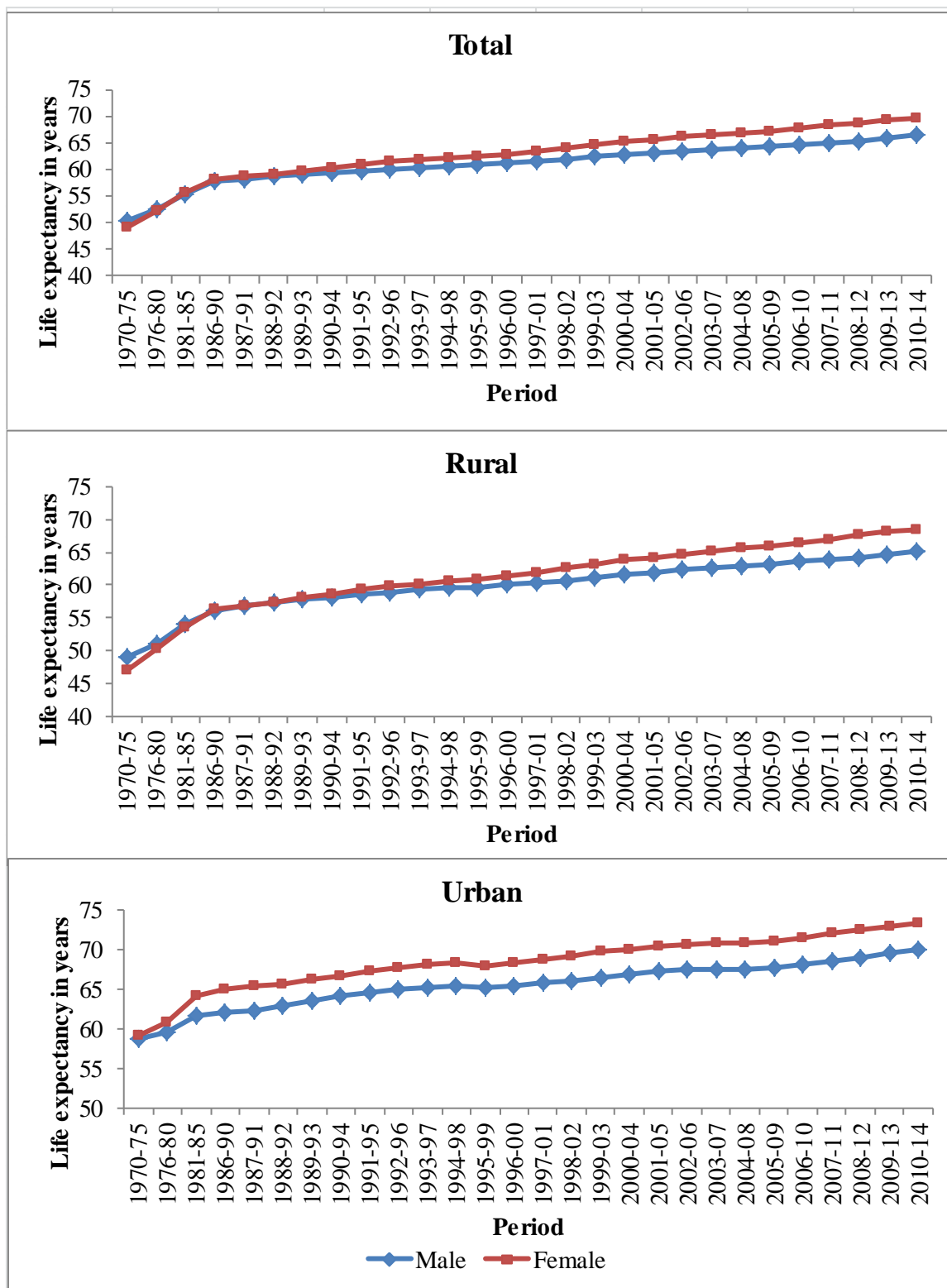
Period	Mid-Year	Total			Rural			Urban		
		Total	Male	Female	Total	Male	Female	Total	Male	Female
1970-75	1973	49.7	50.5	49.0	48.0	48.9	47.1	58.9	58.8	59.2
1976-80	1978	52.3	52.5	52.1	50.6	51.0	50.3	60.1	59.6	60.8
1981-85	1983	55.4	55.4	55.7	53.7	54.0	53.6	62.8	61.6	64.1
1986-90	1988	57.7	57.7	58.1	56.1	56.1	56.2	63.4	62.0	64.9
1987-91	1989	58.3	58.1	58.6	56.8	56.7	56.9	63.8	62.3	65.3
1988-92	1990	58.7	58.6	59.0	57.4	57.2	57.4	64.1	62.8	65.5
1989-93	1991	59.4	59.0	59.7	58.0	57.9	58.1	64.9	63.5	66.3
1990-94	1992	60.0	59.4	60.4	58.6	58.2	58.7	65.4	64.1	66.7
1991-95	1993	60.3	59.7	60.9	58.9	58.5	59.3	65.9	64.5	67.3
1992-96	1994	60.7	60.1	61.4	59.4	58.9	59.8	66.3	64.9	67.7
1993-97	1995	61.1	60.4	61.8	59.9	59.3	60.2	66.6	65.1	68.0
1994-98	1996	61.4	60.6	62.2	60.1	59.5	60.5	66.8	65.3	68.2
1995-99#	1997	61.5	60.8	62.3	60.3	59.7	60.9	66.4	65.1	67.9
1996-00#	1998	61.9	61.2	62.7	60.7	60.1	61.3	66.7	65.4	68.3
1997-01#	1999	62.3	61.4	63.3	61.1	60.3	61.9	67.1	65.7	68.7
1998-02	2000	62.9	61.9	64.0	61.6	60.7	62.5	67.6	66.1	69.2
1999-03	2001	63.4	62.3	64.6	62.2	61.1	63.2	68.0	66.5	69.7
2000-04	2002	63.9	62.8	65.2	62.7	61.6	63.8	68.4	66.9	70.0
2001-05	2003	64.3	63.1	65.6	63.0	61.9	64.2	68.6	67.2	70.3
2002-06	2004	64.7	63.5	66.1	63.5	62.3	64.7	68.9	67.4	70.6
2003-07	2005	65.0	63.7	66.5	63.8	62.6	65.2	69.0	67.5	70.7
2004-08	2006	65.4	64.0	66.9	64.2	62.9	65.7	69.0	67.5	70.8
2005-09	2007	65.7	64.3	67.2	64.5	63.2	66.0	69.2	67.6	71.0
2006-10	2008	66.1	64.6	67.7	64.9	63.5	66.5	69.6	68.0	71.4
2007-11	2009	66.5	64.9	68.2	65.3	63.8	67.0	70.1	68.4	71.9
2008-12	2010	67.0	65.4	68.8	65.8	64.2	67.6	70.6	69.0	72.4
2009-13	2011	67.5	65.8	69.3	66.3	64.6	68.1	71.2	69.6	73.0
2010-14	2012	67.9	66.4	69.6	66.7	65.1	68.4	71.5	70.0	73.5

* : India includes all States/UT's

#: India does not include Jammu & Kashmir

Chart 1 presents the expectancy of life at birth between 1970-75 to 2010-14 periods separately for males and females, by residence.

Chart 1: Expectation of life at birth by sex and residence, India, 1970-75 to 2010-14



7. The values of expectancy of life at age 1 (e_1^0) by sex and residence at the national level are given in Statement 2. For the period 2010-14, the life expectancy after surviving through the first year of life has been 68.3 and 71.9 years for males and females respectively. Comparison of figures in Statement 2 with that in Statement 1 shows that the average expected life span has improved considerably after surviving through the first year of life for both males and females. This holds good for both the rural and urban areas. There has been considerable improvement in infant and child mortality under five years of age. The expectancy of life at age one in rural areas for females has surpassed that of males from 1987-91 (midyear 1989). Since 1987-91 (midyear 1989), the gap between the life expectancy of male and female in rural areas has been growing in favour of females from 0.2 years in 1989-93 to 3.6 years in 2010-14. In urban areas, the gap in the life expectancy of male and female has increased from 0.4 years in 1970-75 to 3.4 years in 2010-14.

Statement 2

Expectation of life at age 1 by sex and residence, India*, 1970-75 to 2010-14(e_1^0)

Period	Mid year	Total			Rural			Urban		
		Total	Male	Female	Total	Male	Female	Total	Male	Female
1970-75	1973	56.2	57.0	55.6	54.9	55.8	54.1	63.3	63.1	63.5
1976-80	1978	58.6	58.6	58.6	57.4	57.6	57.3	64.0	63.4	64.7
1981-85	1983	60.9	60.8	61.1	59.6	59.8	59.4	66.0	64.9	67.3
1986-90	1988	62.4	62.2	62.6	61.3	61.4	61.4	66.3	65.1	67.6
1987-91	1989	62.8	62.5	63.1	61.8	61.7	61.9	66.3	65.3	67.9
1988-92	1990	63.0	63.0	63.2	62.1	61.9	62.0	66.7	65.5	68.0
1989-93	1991	63.6	63.2	63.9	62.5	62.3	62.5	67.4	66.2	68.8
1990-94	1992	64.1	63.6	64.5	63.0	62.7	63.1	68.0	66.8	69.3
1991-95	1993	64.5	63.9	65.1	63.4	63.0	63.8	68.6	67.2	69.9
1992-96	1994	64.9	64.3	65.6	63.9	63.4	64.4	68.9	67.5	70.3
1993-97	1995	65.3	64.5	66.0	64.4	63.7	64.8	69.2	67.7	70.5
1994-98	1996	65.5	64.6	66.3	64.6	63.8	65.0	69.2	67.7	70.6
1995-99#	1997	65.5	64.7	66.3	64.6	64.0	65.3	68.7	67.4	70.2
1996-00#	1998	65.7	64.8	66.6	64.8	64.1	65.5	68.9	67.5	70.4
1997-01#	1999	66.0	65.0	67.1	65.1	64.2	66.1	69.2	67.8	70.8
1998-02	2000	66.5	65.4	67.7	65.6	64.6	66.7	69.6	68.2	71.3
1999-03	2001	67.0	65.8	68.4	66.1	65.0	67.4	70.1	68.6	71.8
2000-04	2002	67.5	66.2	68.9	66.6	65.4	68.0	70.3	68.8	72.0
2001-05	2003	67.8	66.4	69.3	66.9	65.6	68.3	70.5	68.9	72.3
2002-06	2004	68.1	66.7	69.6	67.2	65.9	68.7	70.7	69.0	72.6
2003-07	2005	68.2	66.8	69.9	67.4	66.0	68.9	70.8	69.1	72.7
2004-08	2006	68.4	66.9	70.0	67.6	66.1	69.2	70.7	69.0	72.6
2005-09	2007	68.5	66.9	70.2	67.7	66.2	69.3	70.8	69.1	72.8
2006-10	2008	68.7	67.1	70.5	67.8	66.3	69.6	71.1	69.4	73.0
2007-11	2009	69.0	67.3	70.9	68.2	66.4	70.0	71.5	69.7	73.5
2008-12	2010	69.3	67.6	71.3	68.5	66.7	70.4	71.9	70.1	73.9
2009-13	2011	69.7	67.9	71.7	68.8	67.0	70.8	72.4	70.6	74.3
2010-14	2012	70.0	68.3	71.9	69.0	67.3	70.9	72.6	71.0	74.4

* : India includes all States/UT's

#: India does not include Jammu & Kashmir

8. Statement 3 below gives the estimates of life expectancy at birth by sex and residence in bigger States in the period 2010-14. Almost all the States have recorded a higher life expectancy for females in 2010-14 both across the rural and urban areas. Kerala has recorded the highest life expectancy at birth for males and females in rural areas where as Himachal Pradesh has recorded the highest for males in urban areas and Jammu & Kashmir for female in urban areas in 2010-14. The lowest life expectancy at birth has been recorded in the State of Madhya Pradesh for rural males and Assam for rural females. In Urban, the lowest life expectancy at birth has been recorded in Chhattisgarh & Uttar Pradesh for males and females respectively during 2010-14.

Statement 3

Expectation of life at birth by sex and residence, India and bigger States, 2010-14, (e_0^0)

India & bigger States	Total			Rural			Urban		
	Total	Male	Female	Total	Male	Female	Total	Male	Female
India	67.9	66.4	69.6	66.7	65.1	68.4	71.5	70.0	73.2
Andhra Pradesh	68.5	66.3	70.8	66.9	64.6	69.3	72.8	70.7	75.2
Assam	63.9	62.7	65.5	63.0	61.9	64.6	70.3	69.1	71.8
Bihar	68.1	67.8	68.4	67.8	67.5	68.1	70.7	70.2	71.3
Chhattisgarh	64.8	63.3	66.3	64.2	62.8	65.5	68.1	66.1	70.2
Delhi	73.2	72.0	74.7	71.2	69.5	72.9	73.5	72.3	75.0
Gujarat	68.7	66.6	71.0	67.1	64.6	70.0	71.3	69.9	72.9
Haryana	68.6	66.3	71.3	67.7	65.2	70.8	70.6	68.9	72.5
Himachal Pradesh	71.6	69.3	74.1	71.2	68.8	73.8	76.3	75.2	77.8
Jammu & Kashmir	72.6	70.9	74.9	71.6	70.2	73.6	76.2	73.6	79.6
Jharkhand	66.6	66.2	66.9	65.6	65.4	65.8	71.5	70.5	72.6
Karnataka	68.8	66.9	70.8	67.3	65.1	69.6	71.9	70.5	73.3
Kerala	74.9	72.0	77.8	74.9	71.7	78.1	75.0	72.7	77.1
Madhya Pradesh	64.2	62.5	66.0	63.0	61.3	65.0	68.9	67.4	70.6
Maharashtra	71.6	69.9	73.6	70.4	68.4	72.4	73.5	71.9	75.2
Odisha	65.8	64.7	67.1	65.2	64.1	66.5	69.8	68.7	71.0
Punjab	71.6	69.7	73.8	70.4	68.5	72.4	73.7	71.6	76.2
Rajasthan	67.7	65.5	70.2	67.0	64.6	69.7	70.5	69.0	72.2
Tamil Nadu	70.6	68.6	72.7	69.2	67.2	71.3	72.5	70.5	74.5
Uttar Pradesh	64.1	62.9	65.4	63.3	62.1	64.7	67.8	66.8	68.9
Uttarakhand	71.7	69.1	74.5	71.0	68.0	74.3	74.1	73.3	75.0
West Bengal	70.2	68.9	71.6	69.4	68.0	70.8	72.2	71.0	73.6

* : India includes all States/UT's

Note: Andhra Pradesh includes Telangana.

9. Statement 4 and Chart 2 show the per annum average increase in the life expectancy at birth by sex in the period from 1970-75 to 2010-14 for India and bigger States. It is observed that in 2010-14 females have recorded higher increase in their life expectancy as compared to that of males. Per annum average increase in life expectancy for females is higher in comparison to that for males in all the bigger States and India. The maximum per annum average increase in life expectancy for males during the period 1970-2014 has been observed in Tamil Nadu & Odisha and the minimum in Haryana. For females, the maximum annual increase has been recorded in Uttar Pradesh and the minimum in Kerala. This may also be due to the fact that Haryana & Kerala had significantly higher female life expectancy in 1970-75 as compared to other States.

Statement 4

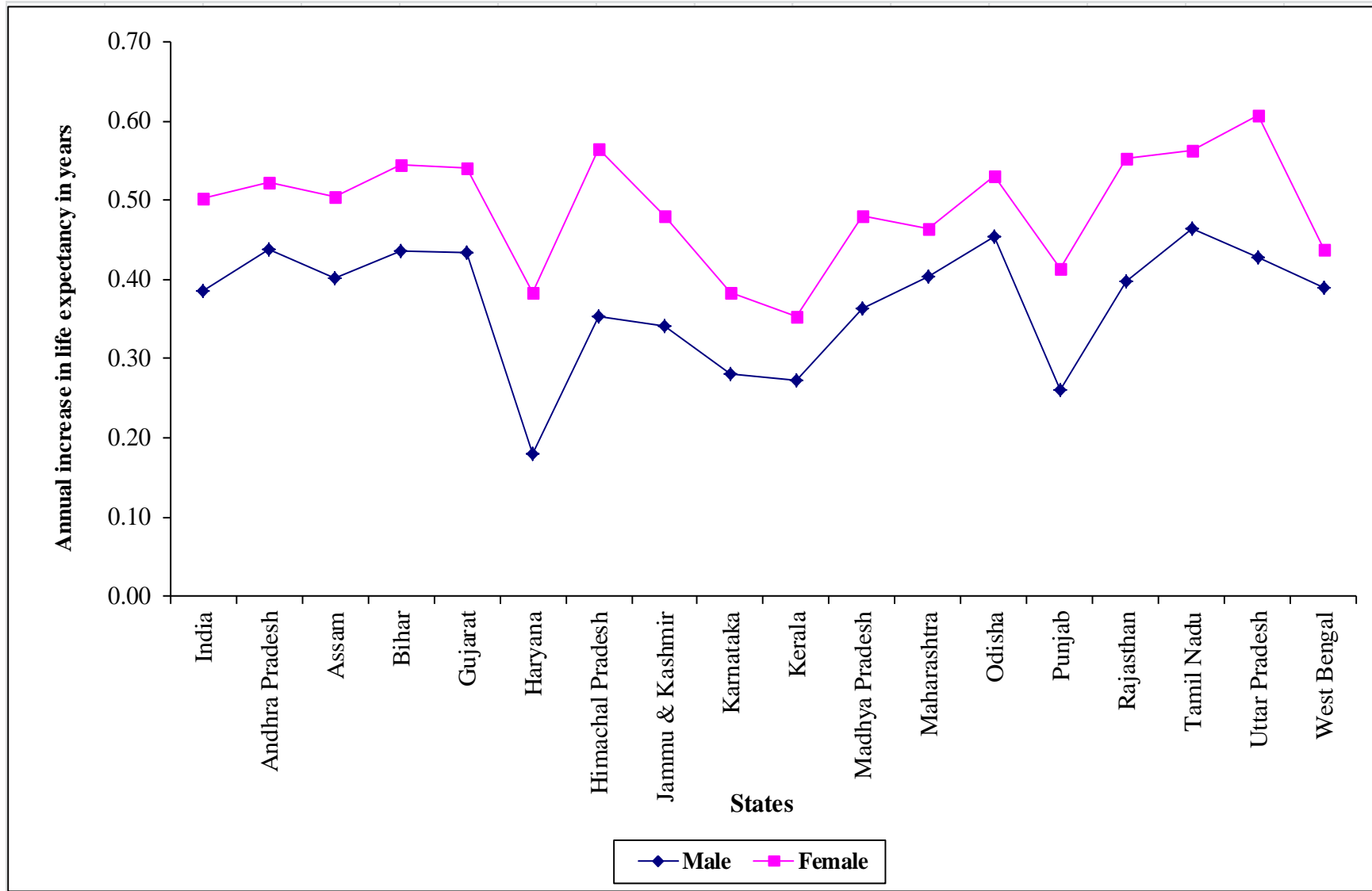
Increase in expectation of life at birth by sex, , India and bigger States,1970-75 and 2010-14

India & bigger States	1970-75				2010-14				Per annum increase in expectation of life	
	Total	Male	Female	F-M ratio	Total	Male	Female	F-M Ratio	Male	Female
India	49.7	50.5	49.0	0.97	67.9	66.4	69.6	1.05	0.39	0.50
Andhra Pradesh	48.8	48.4	49.3	1.02	68.5	66.3	70.8	1.07	0.44	0.52
Assam	45.5	46.2	44.8	0.97	63.9	62.7	65.5	1.04	0.40	0.51
Bihar (1981-85)	52.9	54.2	51.5	0.95	68.1	67.8	68.4	1.01	0.44	0.55
Gujarat	48.8	48.8	48.8	1.00	68.7	66.6	71.0	1.07	0.43	0.54
Haryana	57.5	59.0	55.6	0.94	68.6	66.3	71.3	1.07	0.18	0.38
Himachal Pradesh	52.6	54.8	50.9	0.93	71.6	69.3	74.1	1.07	0.35	0.56
Jammu & Kashmir	56.1	56.9	55.2	0.97	72.6	70.9	74.9	1.06	0.34	0.48
Karnataka	55.2	55.4	55.1	0.99	68.8	66.9	70.8	1.06	0.28	0.38
Kerala	62.0	60.8	63.3	1.04	74.9	72.0	77.8	1.08	0.27	0.35
Madhya Pradesh	47.2	47.6	46.3	0.97	64.2	62.5	66.0	1.06	0.36	0.48
Maharashtra	53.8	53.3	54.5	1.02	71.6	69.9	73.6	1.05	0.40	0.46
Odisha	45.7	46.0	45.3	0.98	65.8	64.7	67.1	1.04	0.46	0.53
Punjab	57.9	59.0	56.8	0.96	71.6	69.7	73.8	1.06	0.26	0.41
Rajasthan	48.4	49.2	47.5	0.97	67.7	65.5	70.2	1.07	0.40	0.55
Tamil Nadu	49.6	49.6	49.6	1.00	70.6	68.6	72.7	1.06	0.46	0.56
Uttar Pradesh	43.0	45.4	40.5	0.89	64.1	62.9	65.4	1.04	0.43	0.61
West Bengal (1981-85)	57.4	56.8	58.0	1.02	70.2	68.9	71.6	1.04	0.39	0.44

*: India includes all States/UT's

Note: Andhra Pradesh includes Telangana.

Chart 2: Per annum increase in expectancy of life at birth by sex during 1970-75 to 2010-14, India and bigger States



10. The estimates of the expectancy of life at selected ages in 2010-14 for India and bigger States are given in Statement 5. The estimate at birth varies from 74.9 years in Kerala to 63.9 years in Assam during 2010-14. In all States, age specific death rate for the children of age less than one year is more than all other quinquennial age groups except higher ages. Therefore, expectancy of life at age one is higher than that at birth in all States but for Kerala where it is low by 0.1 years. Except life expectancy at birth and at age 70, Jammu & Kashmir retains its position as the State having the highest expectancy of life for at ages. The expectancy of life is highest for the state of Uttarakhand for the age 70. At the ages 70, the minimum expectancy of life is in Chhattisgarh.

Statement 5

Expectation of life at selected ages, India and bigger States, 2010-14

India & bigger States	Expectation of life at age									
	0	1	5	10	20	30	40	50	60	70
India*	67.9	70.0	66.7	62.0	52.5	43.4	34.3	25.7	17.9	11.5
Andhra Pradesh	68.5	70.3	66.4	61.6	52.1	43.0	34.2	25.8	18.2	12.2
Assam	63.9	66.5	63.9	59.2	49.9	40.9	31.9	23.6	16.4	10.3
Bihar	68.1	69.7	66.7	62.0	52.6	43.3	34.1	25.3	17.2	10.5
Chhattisgarh	64.8	67.0	63.6	59.0	49.6	40.7	31.9	23.3	15.6	9.2
Delhi	73.2	74.0	70.2	65.4	55.8	46.5	37.2	28.2	20.2	13.3
Gujarat	68.7	70.9	67.6	62.9	53.4	44.2	35.1	26.4	18.7	12.0
Haryana	68.6	70.9	67.3	62.5	53.0	43.9	35.0	26.5	18.9	12.5
Himachal Pradesh	71.6	73.4	69.9	65.1	55.4	46.1	36.9	28.1	20.0	13.3
Jammu & Kashmir	72.6	75.0	71.2	66.5	56.8	47.3	38.0	29.1	21.1	14.3
Jharkhand	66.6	68.2	65.1	60.5	51.2	42.0	33.0	24.3	16.8	10.8
Karnataka	68.8	70.1	66.5	61.7	52.1	42.9	34.0	25.5	17.8	11.3
Kerala	74.9	74.8	70.9	66.0	56.2	46.7	37.4	28.4	20.0	12.9
Madhya Pradesh	64.2	67.3	64.5	59.9	50.7	41.8	32.9	24.4	16.5	10.2
Maharashtra	71.6	72.3	68.5	63.6	54.0	44.8	35.7	27.0	18.9	12.0
Odisha	65.8	68.4	65.5	60.9	51.6	42.6	33.7	25.2	17.5	11.4
Punjab	71.6	72.7	69.1	64.3	54.7	45.6	36.6	28.1	20.3	13.5
Rajasthan	67.7	70.9	67.6	63.0	53.5	44.3	35.2	26.5	18.7	12.1
Tamil Nadu	70.6	71.2	67.4	62.5	53.0	43.7	34.6	26.0	18.1	11.6
Uttar Pradesh	64.1	67.5	64.6	60.0	50.5	41.4	32.4	24.1	16.7	10.9
Uttarakhand	71.7	72.8	69.3	64.5	54.9	45.7	36.5	28.1	20.5	14.5
West Bengal	70.2	71.3	67.7	62.9	53.3	44.0	34.7	25.8	17.8	11.3

* : India includes all States/UT's

Note: Andhra Pradesh includes Telangana.

11. Statement 6 below gives estimates on expectancy of life at selected ages for males for India and bigger States, 2010-14. The expectancy of life at birth for males varied from 72.0 years in Delhi & Kerala to 62.5 years in Madhya Pradesh during 2010-14. At age 70, the expectancy of life for males varies from 13.4 years in Uttarakhand to 8.1 years in Chhattisgarh during the period under reference.

Statement 6

Expectation of life at selected ages, males, India and bigger States, 2010-14

India & bigger States	Expectation of life at age									
	0	1	5	10	20	30	40	50	60	70
India*	66.4	68.3	64.9	60.1	50.6	41.5	32.7	24.4	17.0	10.9
Andhra Pradesh	66.3	68.0	64.1	59.3	49.7	40.7	32.3	24.3	17.1	11.3
Assam	62.7	65.2	62.4	57.6	48.2	39.2	30.4	22.3	15.5	9.5
Bihar	67.8	69.3	66.2	61.5	52.1	42.8	33.6	25.0	17.1	10.5
Chhattisgarh	63.3	65.4	61.6	57.0	47.7	38.7	30.0	21.6	14.3	8.1
Delhi	72.0	72.6	68.8	64.0	54.3	45.1	36.0	27.3	19.6	13.3
Gujarat	66.6	68.6	65.3	60.5	51.0	41.9	33.0	24.6	17.3	11.0
Haryana	66.3	68.5	64.7	59.9	50.3	41.3	32.6	24.5	17.5	11.6
Himachal Pradesh	69.3	71.1	67.4	62.5	52.8	43.6	34.7	26.3	18.5	12.5
Jammu & Kashmir	70.9	73.2	69.5	64.7	55.1	45.6	36.5	27.7	19.8	13.1
Jharkhand	66.2	67.7	64.5	59.9	50.7	41.4	32.6	24.0	16.6	10.6
Karnataka	66.9	68.0	64.4	59.5	50.0	40.9	32.3	24.2	16.9	10.7
Kerala	72.0	71.8	67.8	62.9	53.2	43.9	34.7	26.0	18.1	11.5
Madhya Pradesh	62.5	65.4	62.4	57.8	48.5	39.7	31.1	22.9	15.4	9.6
Maharashtra	69.9	70.4	66.6	61.8	52.1	43.0	34.2	25.8	18.1	11.5
Odisha	64.7	67.1	64.2	59.6	50.3	41.4	32.5	24.3	16.9	10.9
Punjab	69.7	70.6	66.9	62.0	52.5	43.5	34.8	26.8	19.3	13.1
Rajasthan	65.5	68.3	64.7	60.0	50.5	41.4	32.7	24.3	16.9	10.7
Tamil Nadu	68.6	69.1	65.3	60.4	50.9	41.8	32.9	24.6	17.2	11.0
Uttar Pradesh	62.9	66.1	62.9	58.2	48.7	39.6	30.7	22.6	15.7	10.3
Uttarakhand	69.1	70.1	66.5	61.8	52.2	43.1	34.2	26.0	18.9	13.4
West Bengal	68.9	70.0	66.3	61.5	51.9	42.6	33.5	24.8	17.1	10.6

* :India includes all States/UT's

Note: Andhra Pradesh includes Telangana.

12. The expectancy of life at selected ages for females in Statement 7 indicates that the highest expectancy of life at birth 77.8 years in 2010-14 has been reported in Kerala and the lowest 65.4 in Uttar Pradesh. At age 70, the variation in expectancy of life has been from 16.2 years in Jammu & Kashmir to 10.1 years in Chhattisgarh in 2010-14. The expectancy of life at different ages by sex at the national level during 2010-14 is presented in Chart 3. The graph clearly indicates that the expectancy of life for the female is higher than male at all the selected ages in the period 2010-14.

Statement 7

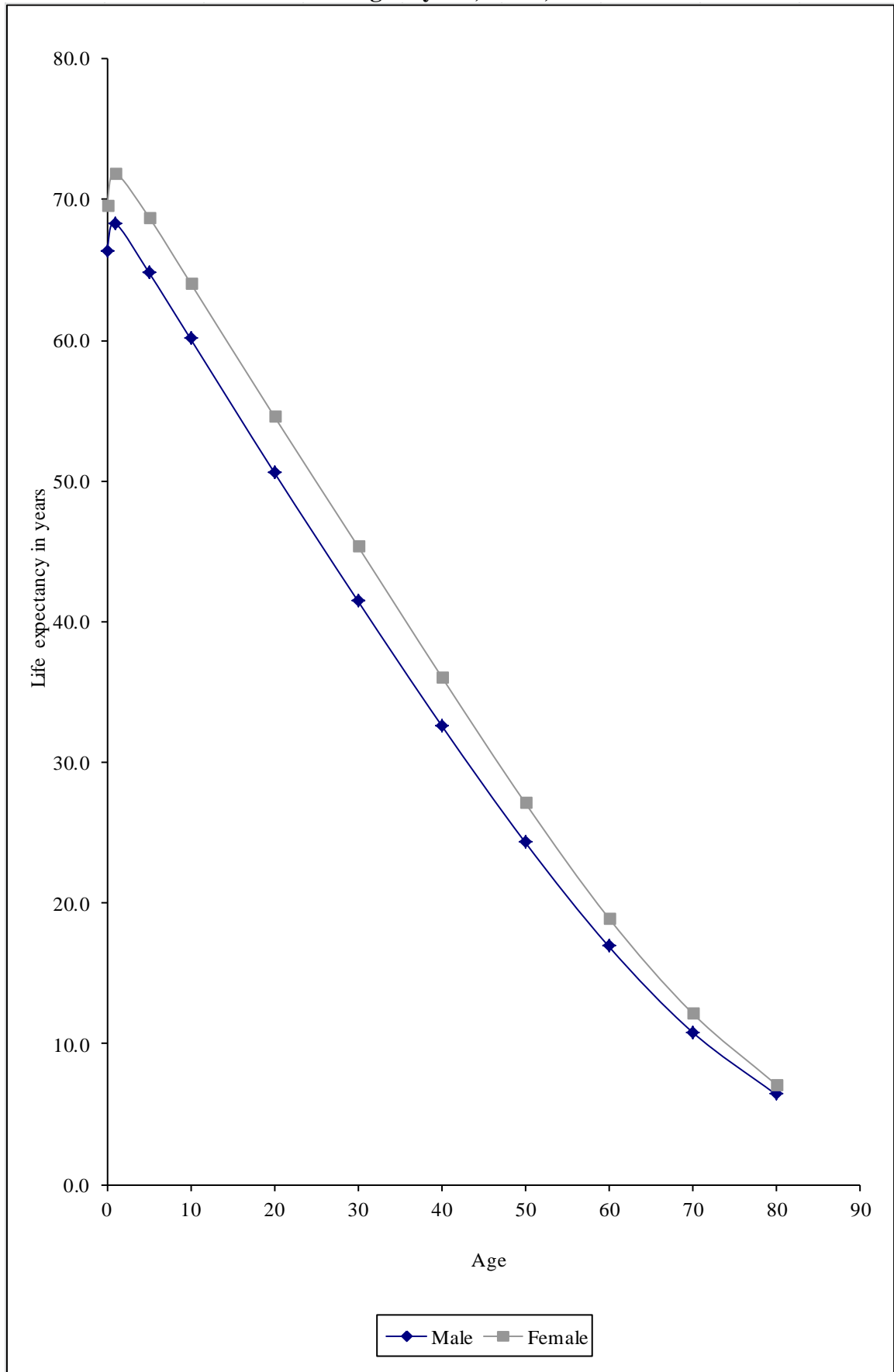
Expectation of life at selected ages, females, India and bigger States, 2010-14

India & bigger States	Expectation of life at age									
	0	1	5	10	20	30	40	50	60	70
India*	69.6	71.9	68.8	64.1	54.6	45.4	36.1	27.2	19.0	12.2
Andhra Pradesh	70.8	72.8	69.0	64.2	54.7	45.4	36.2	27.5	19.4	13.1
Assam	65.5	68.2	65.9	61.2	52.0	43.0	33.9	25.2	17.6	11.5
Bihar	68.4	70.0	67.2	62.6	53.1	43.9	34.7	25.6	17.4	10.6
Chhattisgarh	66.3	68.7	65.7	61.0	51.7	42.7	33.8	25.0	17.0	10.1
Delhi	74.7	75.7	71.9	67.1	57.6	48.2	38.6	29.3	20.8	13.3
Gujarat	71.0	73.5	70.3	65.5	56.0	46.7	37.3	28.2	20.1	13.0
Haryana	71.3	73.9	70.5	65.7	56.3	47.0	37.8	28.8	20.6	13.7
Himachal Pradesh	74.1	75.9	72.5	67.7	58.1	48.6	39.2	30.0	21.6	14.1
Jammu & Kashmir	74.9	77.5	73.7	68.8	59.2	49.6	40.2	31.2	23.1	16.2
Jharkhand	66.9	68.6	65.8	61.2	51.6	42.5	33.4	24.6	17.1	10.9
Karnataka	70.8	72.3	68.7	63.9	54.3	45.1	35.8	26.9	18.7	11.8
Kerala	77.8	77.8	73.9	69.0	59.2	49.6	40.0	30.7	21.8	14.0
Madhya Pradesh	66.0	69.5	66.9	62.4	53.2	44.2	35.0	26.1	17.7	10.9
Maharashtra	73.6	74.3	70.5	65.6	56.1	46.7	37.3	28.3	19.7	12.5
Odisha	67.1	69.8	66.9	62.2	53.0	43.9	34.9	26.2	18.1	11.8
Punjab	73.8	75.0	71.8	66.9	57.3	47.9	38.6	29.5	21.3	14.0
Rajasthan	70.2	73.8	71.0	66.3	56.9	47.5	38.1	29.0	20.6	13.5
Tamil Nadu	72.7	73.3	69.6	64.7	55.2	45.8	36.4	27.4	19.1	12.2
Uttar Pradesh	65.4	69.0	66.6	62.0	52.6	43.5	34.4	25.6	17.8	11.5
Uttarakhand	74.5	75.7	72.2	67.5	57.9	48.5	39.1	30.3	22.3	15.6
West Bengal	71.6	72.9	69.2	64.4	54.9	45.5	36.1	27.0	18.6	12.0

* : India includes all States/UT's

Note: Andhra Pradesh includes Telangana.

Chart 3: Expectancy of life at birth and conditional life expectancy at Selected ages by sex, India, 2010-14



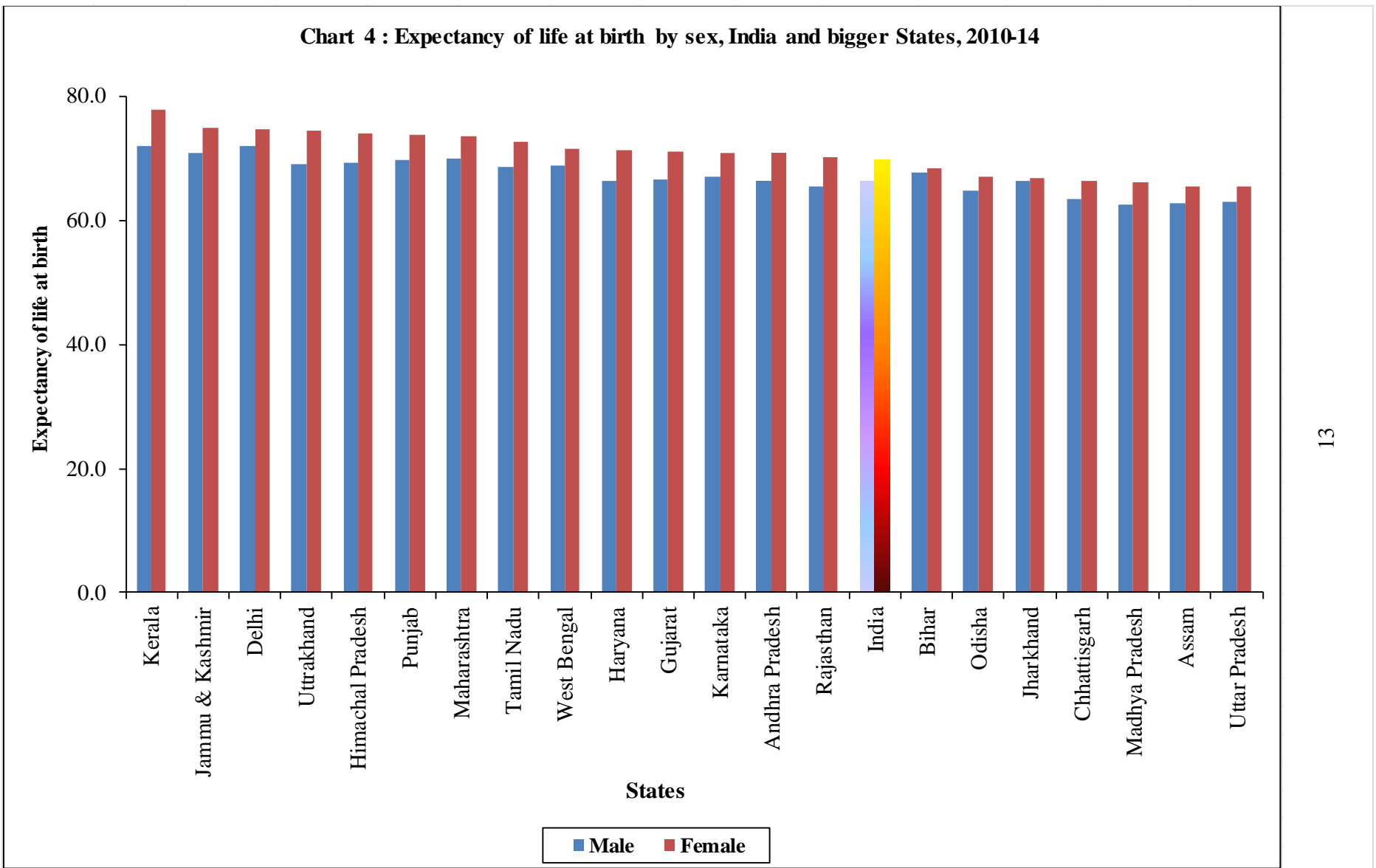
13. The expectancy of life at birth, infancy, childhood and retiring age (60 years) has been graphically presented in Chart 4 to 7 by sex for India and bigger States. To improve readability, all charts have been depicted in descending order of female expectancy of life. Chart 4 presents State level expectancy of life at birth for males and females during 2010-14. The female life expectancy at birth is higher than males in all the States. The female life expectancy at birth is highest in the State of Kerala followed by Jammu & Kashmir and Delhi whereas it is the lowest for Uttar Pradesh preceded by Assam and Madhya Pradesh in that order.

14. Chart 5 gives graphical presentation of expectancy of life at infancy (age 1) during 2010-14 for India and bigger States separately for males and females. In general, the expectancy of life at age 1 is higher than that at birth. The expectancy of life for female after attaining the age of 1 is higher than that of males in all the States. The female life expectancy at infancy is the highest in the State of Kerala followed by Jammu & Kashmir and Himachal Pradesh whereas it is the lowest for Assam preceded by Jharkhand and Chhattisgarh in that order.

15. The State-wise expectancy of life at childhood (age 5) separately for males and females is presented in Chart 6. The female expectancy of life at childhood is higher than males for all bigger States. The female life expectancy at childhood is highest in the State of Kerala followed by Jammu & Kashmir and Himachal Pradesh whereas it is lowest for Chhattisgarh preceded by Jharkhand and Assam in that order. It has been observed that the first two positions in terms of female expectancy of life at birth, infancy and childhood have been occupied by Kerala and Jammu & Kashmir in that order whereas the last place is taken by Assam and Uttar Pradesh at birth, and Assam and Jharkhand at infancy and Chhattisgarh and Jharkhand for childhood expectancy.

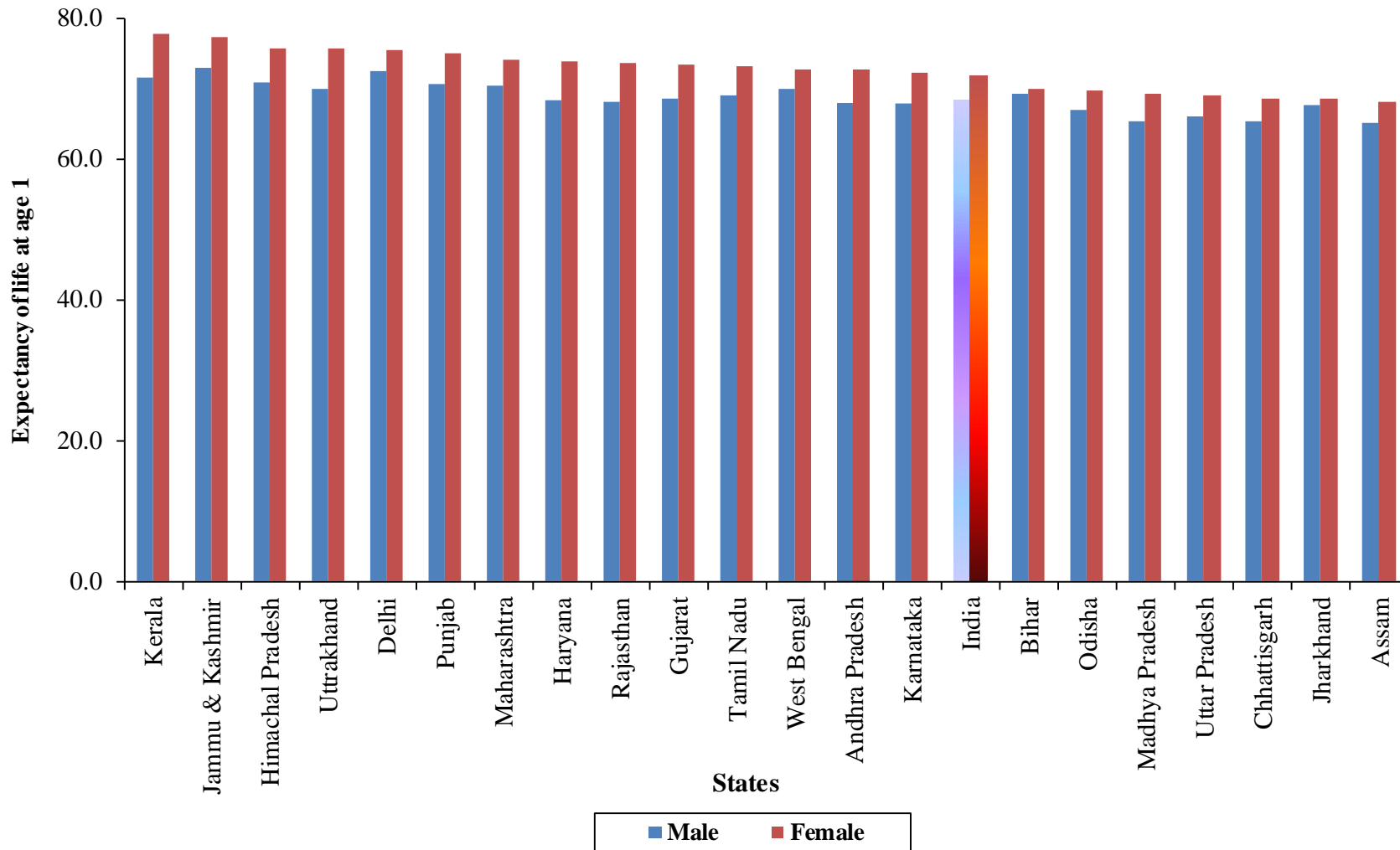
16. Chart 7 gives graphical presentation of expectancy of life at retiring age (age 60) during 2010-14 for India and bigger States separately for males and females. The female expectancy of life at age 60 is also higher than that of males in all the bigger States. The female life expectancy at age 60 is highest in the State of Jammu & Kashmir followed by Uttarakhand and Kerala whereas it is the lowest for Chhattisgarh preceded by Jharkhand and Bihar in that order. The inter-se position of States in terms of expectancy of life at age 60 differs than that at younger ages. At age 60, Jammu & Kashmir and Uttarakhand exceed Kerala, which occupies the first position in ranking the expectancy of life at birth, infancy and childhood. Even at age 60, the expectancy of life differs significantly by sex and from State to State.

Chart 4 : Expectancy of life at birth by sex, India and bigger States, 2010-14



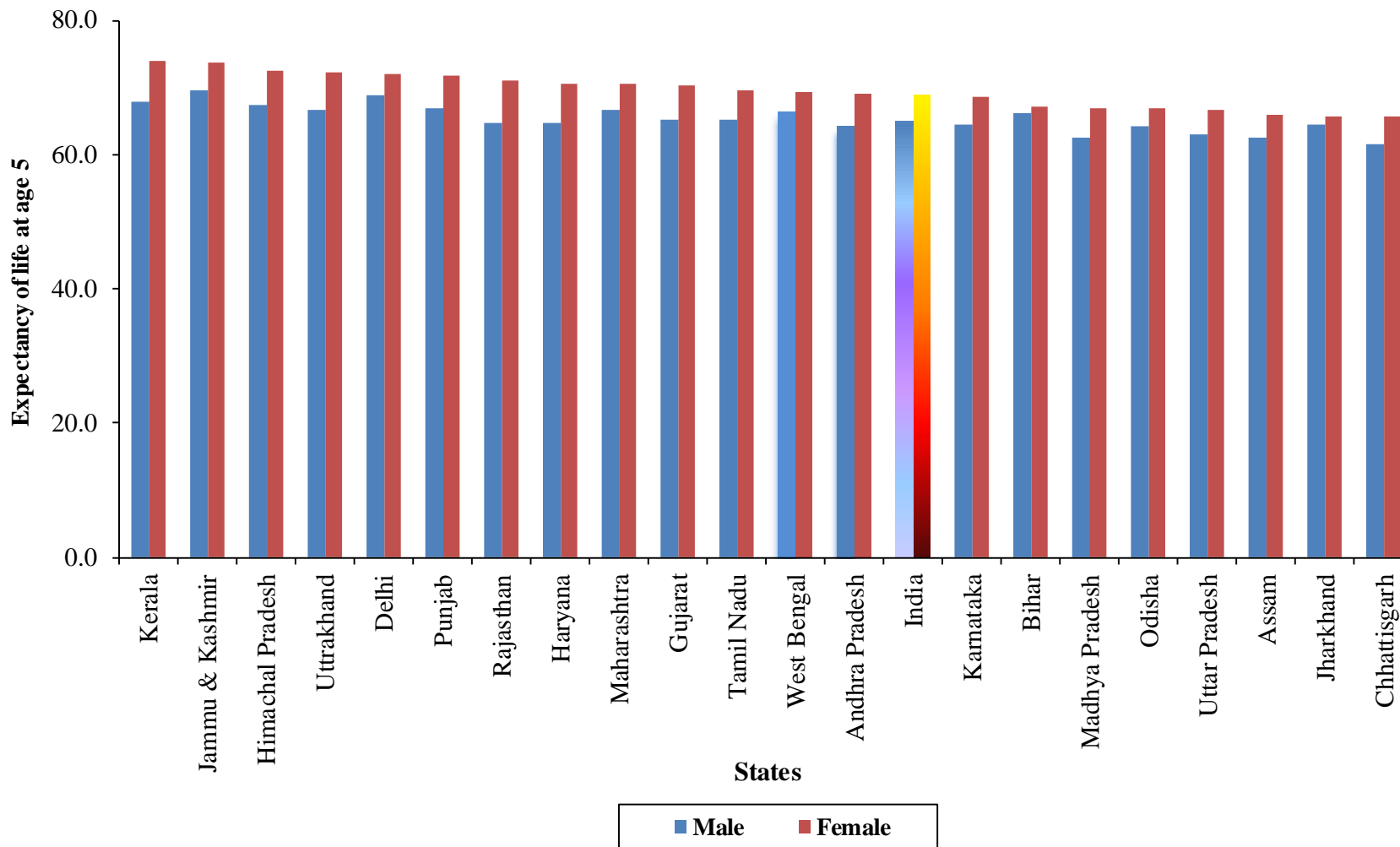
Note : Data arranged in descending order of female life expectancy.

Chart 5 : Expectancy of life at age 1 by sex, India and bigger States, 2010-14



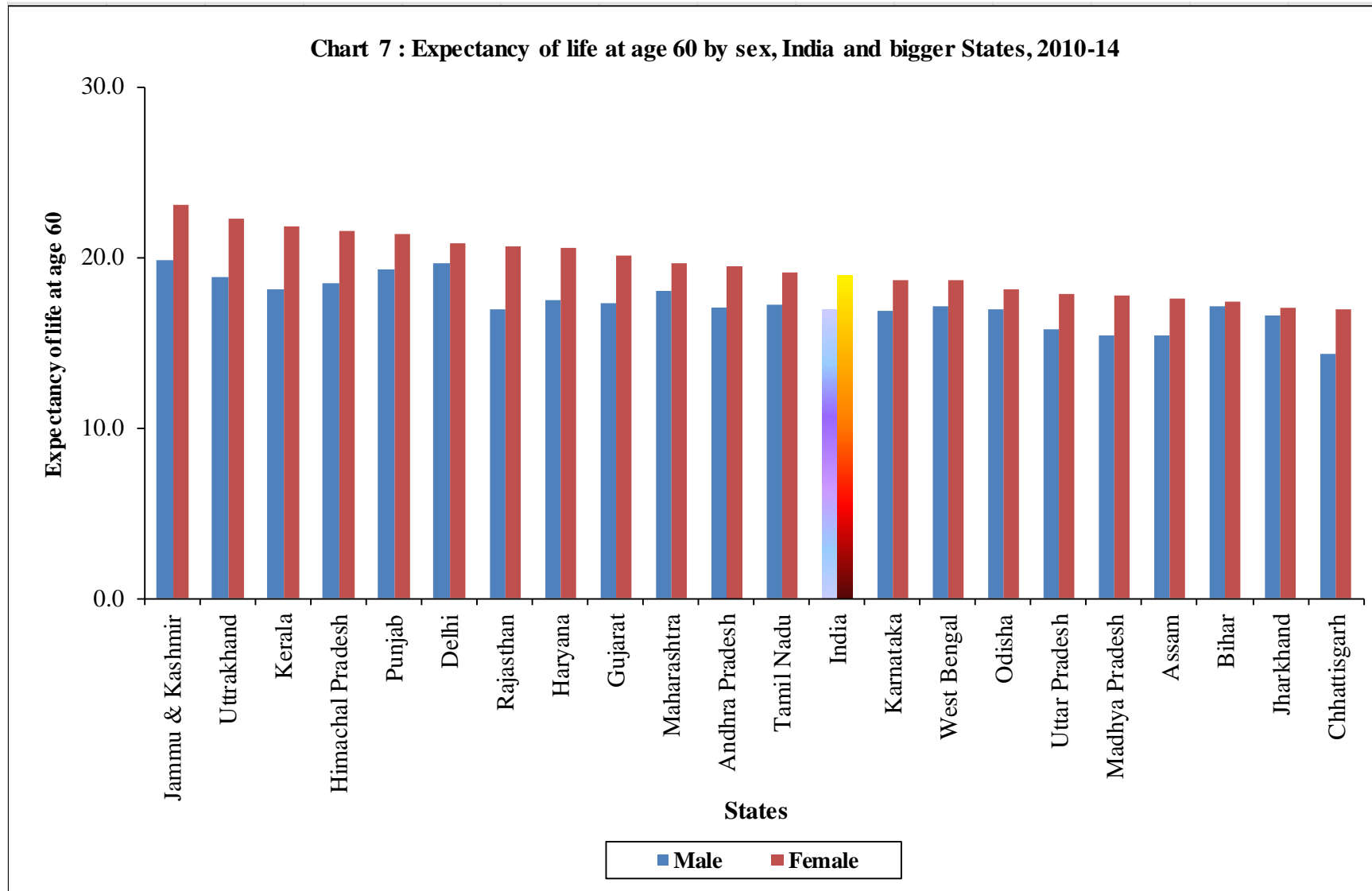
Note : Data arranged in descending order of female life expectancy.

Chart 6 : Expectancy of life at age 5 by sex, India and bigger States, 2010-14



Note : Data arranged in descending order of female life expectancy.

Chart 7 : Expectancy of life at age 60 by sex, India and bigger States, 2010-14



Note : Data arranged in descending order of female life expectancy.

17. The State-wise variation in estimated life expectancy at birth by sex during 2010-14 is presented in Chart 8. Eight out of twenty one States fall below all-India difference (3.3) between female and male life expectancy at birth, whereas the remaining thirteen States are above it with Jharkhand & Bihar registering the lowest and Kerala the highest gap respectively. Kerala has reported significantly higher life expectancy at birth for female child as compared to the male child.

18. The State-wise female-male gap in life expectancy at age 70 during 2010-14 is presented in Chart 9. Jammu & Kashmir has registered the highest favorable gap of 3.1 years, whereas the lowest gap of 0.1 years has been reported for the state of Bihar & Delhi.

Chart 8 : Difference in female to male expectancy of life at birth, India & bigger States, 2010-14

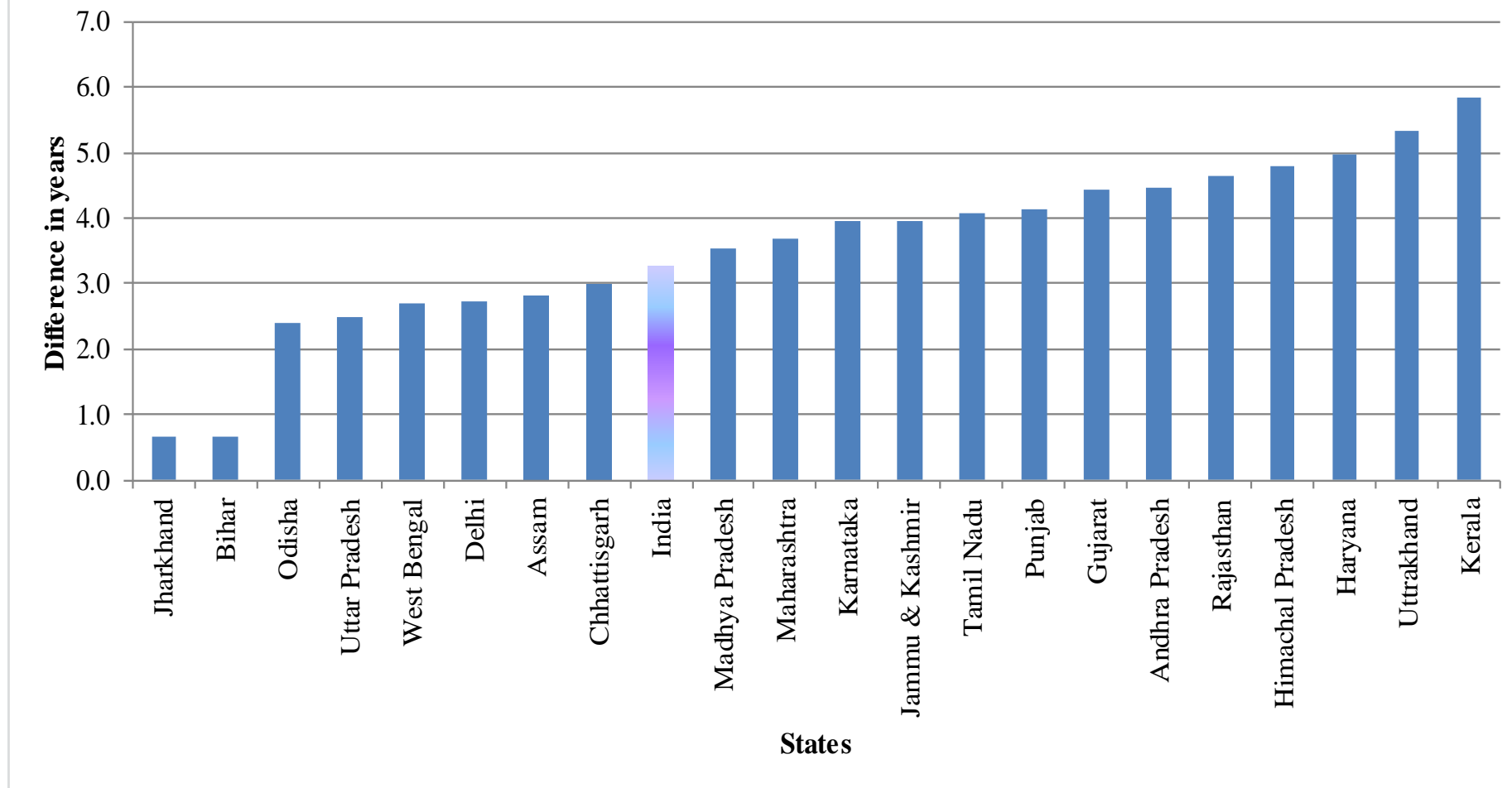
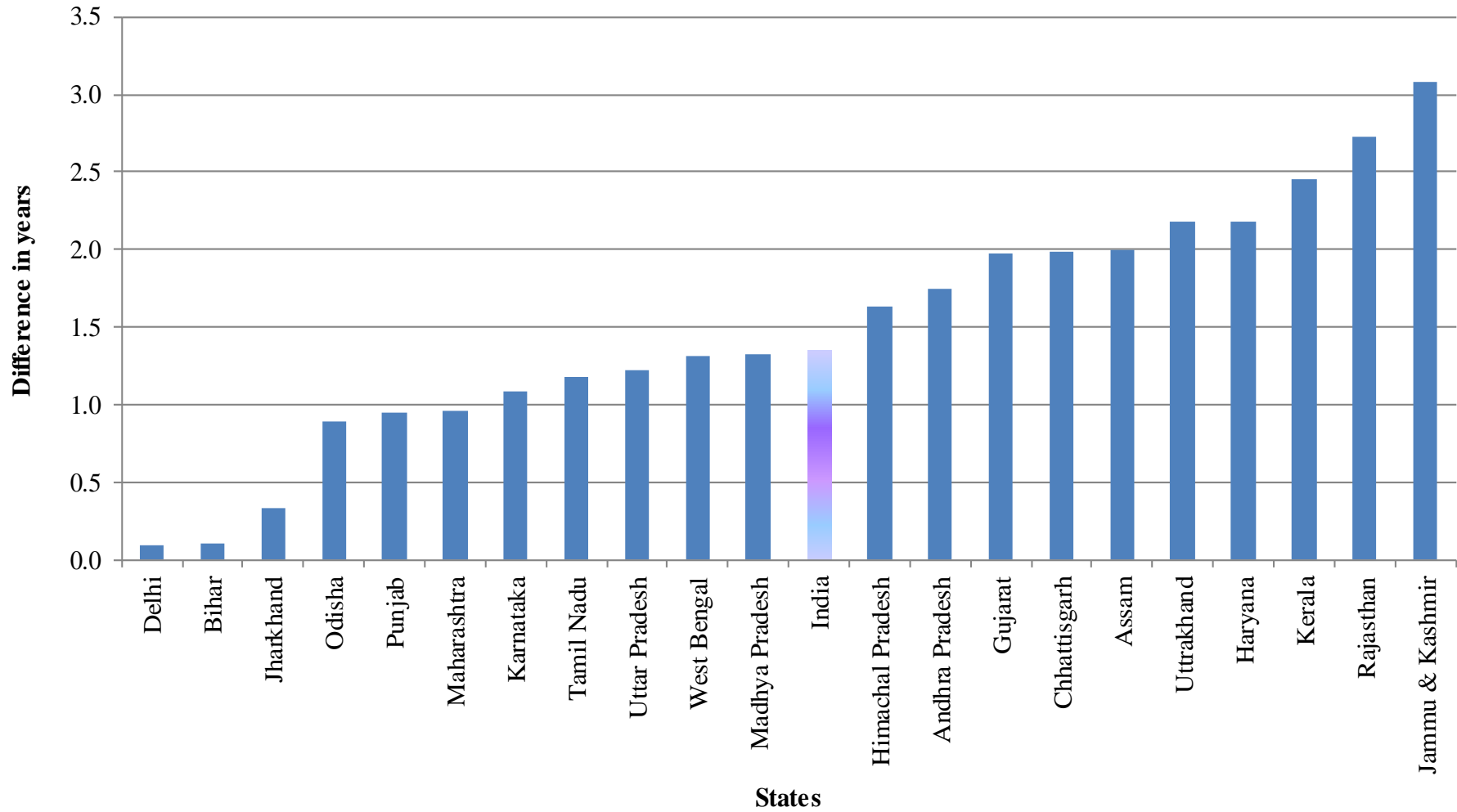


Chart 9 : Difference in female to male expectancy of life at age 70, India & bigger States, 2010-14



India, 2010-14

Age-Interval x to x_{x+n}	Total				Male				Female			
	nq_x	lx	_nL_x	e_x	nq_x	lx	_nL_x	e_x	nq_x	lx	_nL_x	e_x
Total												
0-1	0.04351	100000	96379	67.9	0.04257	100000	96445	66.4	0.04457	100000	96362	69.6
1-5	0.01053	95649	380102	70.0	0.00832	95743	381001	68.3	0.01297	95543	379014	71.9
5-10	0.00439	94642	472172	66.7	0.00429	94947	473715	64.9	0.00444	94304	470473	68.8
10-15	0.00354	94227	470299	62.0	0.00379	94539	471800	60.1	0.00324	93885	468664	64.1
15-20	0.00573	93893	468210	57.2	0.00559	94181	469677	55.3	0.00598	93581	466602	59.3
20-25	0.00817	93354	464935	52.5	0.00861	93655	466356	50.6	0.00767	93021	463354	54.6
25-30	0.00901	92592	460917	47.9	0.01030	92848	461928	46.1	0.00767	92307	459772	50.0
30-35	0.01069	91758	456424	43.4	0.01307	91892	456595	41.5	0.00817	91599	456163	45.4
35-40	0.01420	90776	450810	38.8	0.01834	90691	449506	37.0	0.00995	90851	452085	40.7
40-45	0.01927	89487	443349	34.3	0.02471	89028	439916	32.7	0.01346	89947	446872	36.1
45-50	0.02749	87762	433141	29.9	0.03496	86828	426953	28.4	0.01962	88736	439625	31.6
50-55	0.04133	85350	418458	25.7	0.04947	83792	409197	24.4	0.03168	86995	428556	27.2
55-60	0.06043	81822	397488	21.7	0.07583	79647	383948	20.5	0.04695	84239	412001	23.0
60-65	0.09350	76877	367505	17.9	0.10711	73608	349309	17.0	0.07904	80284	386701	19.0
65-70	0.14566	69689	324301	14.5	0.16492	65724	302685	13.7	0.12652	73938	347623	15.4
70-75	0.21463	59538	266663	11.5	0.23873	54885	242369	10.9	0.19170	64584	293109	12.2
75-80	0.30320	46760	198760	9.0	0.33172	41782	174317	8.5	0.27645	52203	225700	9.5
80+85	0.43583	32582	126608	6.8	0.46391	27922	106132	6.4	0.40936	37771	149755	7.1
85+	...	18382	94470	5.1	...	14969	73154	4.9	...	22309	119882	5.4
Rural												
0-1	0.04797	100000	96069	66.7	0.04717	100000	96123	65.1	0.04889	100000	96072	68.4
1-5	0.01246	95203	377857	69.0	0.00958	95283	378860	67.3	0.01556	95111	376661	70.9
5-10	0.00499	94017	468912	65.9	0.00489	94370	470698	63.9	0.00514	93631	466951	68.0
10-15	0.00384	93548	466841	61.2	0.00419	93909	468560	59.2	0.00349	93150	464935	63.4
15-20	0.00608	93188	464624	56.4	0.00588	93515	466292	54.5	0.00633	92824	462759	58.6
20-25	0.00896	92622	461115	51.8	0.00936	92965	462762	49.8	0.00851	92236	459269	53.9
25-30	0.00995	91792	456724	47.2	0.01109	92095	458007	45.2	0.00871	91451	455277	49.4
30-35	0.01188	90878	451785	42.7	0.01425	91074	452270	40.7	0.00936	90654	451194	44.8
35-40	0.01544	89798	445684	38.1	0.01957	89776	444702	36.3	0.01129	89806	446595	40.2
40-45	0.02104	88412	437652	33.7	0.02651	88019	434558	31.9	0.01524	88792	440752	35.6
45-50	0.02973	86552	426706	29.4	0.03762	85686	420796	27.7	0.02138	87439	432826	31.1
50-55	0.04469	83979	411054	25.2	0.05333	82462	401954	23.7	0.03439	85569	420961	26.8
55-60	0.06392	80226	389059	21.2	0.08226	78065	375103	19.9	0.04877	82627	403753	22.6
60-65	0.09984	75099	357875	17.5	0.11437	71643	338717	16.5	0.08455	78597	377570	18.6
65-70	0.15476	67601	313035	14.2	0.17763	63450	290184	13.2	0.13231	71952	337220	15.1
70-75	0.22429	57139	254435	11.3	0.25110	52179	228655	10.5	0.19894	62433	282156	12.0
75-80	0.31262	44324	187250	8.8	0.34428	39077	161659	8.2	0.28266	50012	215365	9.4
80+85	0.44706	30467	117359	6.6	0.47869	25624	96240	6.2	0.41672	35875	141438	7.0
85+	...	16846	84857	5.0	...	13358	63452	4.8	...	20925	111189	5.3
Urban												
0-1	0.02839	100000	97514	71.5	0.02711	100000	97616	70.0	0.02984	100000	97432	73.2
1-5	0.00423	97161	387646	72.6	0.00411	97289	388186	71.0	0.00431	97016	387007	74.4
5-10	0.00255	96750	483136	68.9	0.00265	96889	483806	67.3	0.00240	96598	482410	70.8
10-15	0.00250	96504	481918	64.1	0.00245	96633	482574	62.4	0.00255	96366	481217	65.9
15-20	0.00474	96263	480260	59.2	0.00464	96397	480958	57.6	0.00489	96121	479504	61.1
20-25	0.00613	95807	477609	54.5	0.00673	95949	478210	52.9	0.00553	95651	476938	56.4
25-30	0.00683	95219	474508	49.8	0.00837	95304	474598	48.2	0.00529	95121	474348	51.7
30-35	0.00812	94569	471007	45.2	0.01060	94506	470154	43.6	0.00549	94619	471823	46.9
35-40	0.01139	93802	466474	40.5	0.01558	93505	464077	39.0	0.00688	94100	468953	42.2
40-45	0.01529	92733	460317	35.9	0.02069	92048	455711	34.6	0.00951	93452	465190	37.4
45-50	0.02261	91316	451748	31.5	0.02914	90143	444498	30.3	0.01559	92564	459509	32.8
50-55	0.03429	89251	439101	27.1	0.04133	87516	429054	26.1	0.02613	91121	450126	28.3
55-60	0.05209	86191	420412	23.0	0.06198	83899	407215	22.1	0.04216	88740	435004	23.9
60-65	0.07761	81701	393594	19.1	0.08925	78699	376807	18.4	0.06498	84999	412179	19.9
65-70	0.12081	75360	355343	15.5	0.13097	71675	336109	14.9	0.11049	79476	376878	16.1
70-75	0.18828	66256	301391	12.3	0.20537	62288	280653	11.8	0.17182	70694	324520	12.7
75-80	0.27614	53781	232597	9.5	0.29490	49495	211508	9.2	0.25903	58548	255962	9.8
80+85	0.40597	38930	154750	7.2	0.42323	34899	136902	6.9	0.39042	43382	174503	7.4
85+	...	23125	124446	5.4	...	20129	105533	5.2	...	26445	145419	5.5

Andhra Pradesh, 2010-14

Age-Interval x to x _{x+n}	Total				Male				Female			
	nq _x	lx	_n L _x	e _x	nq _x	lx	_n L _x	e _x	nq _x	lx	_n L _x	e _x
Total												
0-1	0.03977	100000	96647	68.5	0.03898	100000	96704	66.3	0.04065	100000	96634	70.8
1-5	0.00224	96023	383562	70.3	0.00148	96102	384057	68.0	0.00303	95935	382999	72.8
5-10	0.00255	95808	478431	66.4	0.00235	95960	479236	64.1	0.00280	95644	477549	69.0
10-15	0.00255	95564	477213	61.6	0.00300	95735	477956	59.3	0.00210	95376	476380	64.2
15-20	0.00578	95321	475360	56.8	0.00564	95448	476016	54.4	0.00598	95176	474610	59.3
20-25	0.00832	94769	471974	52.1	0.00896	94910	472575	49.7	0.00772	94607	471240	54.7
25-30	0.01060	93981	467500	47.5	0.01351	94059	467277	45.1	0.00757	93876	467619	50.1
30-35	0.01267	92985	462118	43.0	0.01667	92788	460282	40.7	0.00871	93165	463862	45.4
35-40	0.01893	91807	454911	38.5	0.02646	91242	450453	36.4	0.01129	92354	459309	40.8
40-45	0.02407	90069	445129	34.2	0.03049	88827	437572	32.3	0.01750	91311	452760	36.2
45-50	0.03094	87901	433019	30.0	0.04035	86119	422274	28.2	0.02128	89713	444021	31.8
50-55	0.04387	85182	417084	25.8	0.05450	82643	402491	24.3	0.03240	87803	432407	27.5
55-60	0.06458	81445	394871	21.9	0.07828	78139	376180	20.6	0.05240	84958	414509	23.3
60-65	0.10068	76185	362845	18.2	0.11433	72023	340555	17.1	0.08765	80506	386020	19.4
65-70	0.15132	68515	317744	15.0	0.17272	63788	292326	13.9	0.13044	73450	344519	16.0
70-75	0.21692	58147	259957	12.2	0.23385	52770	233455	11.3	0.20109	63869	288353	13.1
75-80	0.30016	45534	193424	9.8	0.32024	40430	169712	9.0	0.28281	51026	218980	10.7
80+85	0.38453	31866	127989	8.0	0.42994	27483	106969	7.0	0.34638	36595	150742	8.9
85+	...	19613	126709	6.5	...	15667	86737	5.5	...	23919	176072	7.4
Rural												
0-1	0.04487	100000	96283	66.9	0.04460	100000	96302	64.6	0.04517	100000	96321	69.3
1-5	0.00236	95513	381494	69.0	0.00148	95540	381811	66.7	0.00331	95483	381124	71.6
5-10	0.00295	95288	475739	65.2	0.00295	95399	476292	62.8	0.00290	95166	475142	67.8
10-15	0.00315	95007	474290	60.4	0.00379	95118	474688	57.9	0.00240	94891	473885	63.0
15-20	0.00653	94709	472135	55.6	0.00618	94757	472434	53.1	0.00688	94663	471864	58.2
20-25	0.00926	94090	468390	50.9	0.00966	94171	468761	48.5	0.00886	94012	468022	53.5
25-30	0.01262	93219	463266	46.4	0.01603	93262	462791	43.9	0.00906	93179	463804	49.0
30-35	0.01499	92042	456906	41.9	0.01996	91767	454473	39.6	0.01010	92335	459419	44.4
35-40	0.02138	90662	448688	37.5	0.02919	89936	443376	35.3	0.01366	91402	454060	39.9
40-45	0.02695	88724	437866	33.3	0.03379	87311	429435	31.3	0.01991	90154	446465	35.4
45-50	0.03505	86333	424438	29.1	0.04702	84361	412319	27.3	0.02319	88359	436891	31.0
50-55	0.04889	83307	406850	25.1	0.06191	80394	390040	23.5	0.03473	86310	424546	26.7
55-60	0.06842	79235	383379	21.2	0.08582	75417	361595	19.9	0.05388	83312	406206	22.6
60-65	0.10721	73814	350453	17.6	0.12008	68945	325040	16.5	0.09509	78824	376666	18.7
65-70	0.16571	65900	303260	14.4	0.18885	60666	275599	13.4	0.14311	71328	332296	15.4
70-75	0.22880	54980	243976	11.8	0.24789	49209	215748	11.0	0.21100	61120	274277	12.5
75-80	0.31090	42400	178887	9.5	0.32985	37011	154338	8.8	0.29481	48224	205473	10.2
80+85	0.40290	29218	115833	7.7	0.44427	24803	95454	6.8	0.36836	34007	138065	8.4
85+	...	17446	107694	6.2	...	13784	74300	5.4	...	21480	148054	6.9
Urban												
0-1	0.02797	100000	97547	72.8	0.02603	100000	97703	70.7	0.03010	100000	97412	75.2
1-5	0.00192	97203	388360	73.9	0.00152	97397	389230	71.6	0.00240	96990	387373	76.5
5-10	0.00170	97017	484673	70.0	0.00095	97249	486016	67.7	0.00255	96758	483172	72.7
10-15	0.00125	96852	483958	65.1	0.00115	97157	485506	62.8	0.00130	96511	482242	67.8
15-20	0.00409	96731	482797	60.2	0.00424	97045	484354	57.9	0.00394	96386	481088	62.9
20-25	0.00613	96335	480252	55.4	0.00723	96634	481515	53.1	0.00519	96006	478799	58.2
25-30	0.00633	95745	477238	50.8	0.00812	95935	477782	48.5	0.00464	95508	476438	53.5
30-35	0.00792	95138	473926	46.1	0.01010	95157	473565	43.8	0.00563	95065	474013	48.7
35-40	0.01356	94385	468935	41.4	0.02075	94195	466417	39.3	0.00608	94529	471298	44.0
40-45	0.01785	93105	461536	37.0	0.02333	92241	455933	35.0	0.01208	93954	467176	39.2
45-50	0.02265	91443	452280	32.6	0.02758	90089	444455	30.8	0.01736	92819	460329	34.7
50-55	0.03255	89372	440084	28.3	0.03757	87604	430288	26.6	0.02721	91208	450339	30.2
55-60	0.05425	86463	421412	24.1	0.06031	84313	409776	22.6	0.04791	88726	433720	26.0
60-65	0.08242	81772	392774	20.4	0.09881	79227	377458	18.8	0.06600	84476	409065	22.2
65-70	0.10783	75032	355953	17.0	0.12402	71399	335668	15.6	0.09202	78900	377572	18.5
70-75	0.18009	66942	306053	13.7	0.19038	62544	284245	12.4	0.17049	71640	329388	15.1
75-80	0.26422	54886	238405	11.1	0.28933	50637	217016	9.8	0.24129	59426	261279	12.7
80+85	0.32618	40384	168724	9.2	0.38495	35986	144921	7.7	0.27609	45087	194072	11.0
85+	...	27212	203131	7.5	...	22133	132276	6.0	...	32639	300428	9.2

Note: Includes Telangana

Age-Interval x to x _{x+n}	Total				Male				Female			
	nq _x	lx	nL _x	e _x	nq _x	lx	nL _x	e _x	nq _x	lx	nL _x	e _x
Total												
0-1	0.05304	100000	95730	63.9	0.05259	100000	95760	62.7	0.05357	100000	95771	65.5
1-5	0.02186	94696	373594	66.5	0.01893	94741	374469	65.2	0.02503	94643	372498	68.2
5-10	0.00419	92626	462159	63.9	0.00344	92947	463936	62.4	0.00494	92273	460228	65.9
10-15	0.00489	92238	460061	59.2	0.00548	92627	461865	57.6	0.00424	91818	458116	61.2
15-20	0.00762	91787	457284	54.5	0.00549	92119	459388	52.9	0.00990	91428	455038	56.5
20-25	0.00975	91087	453293	49.9	0.00941	91614	456080	48.2	0.01005	90523	450333	52.0
25-30	0.01183	90199	448386	45.3	0.01405	90752	450691	43.6	0.00970	89613	445903	47.5
30-35	0.01307	89132	442820	40.9	0.01524	89476	444044	39.2	0.01084	88744	441385	43.0
35-40	0.01642	87967	436370	36.4	0.01854	88113	436695	34.8	0.01415	87782	435840	38.4
40-45	0.02187	86523	428205	31.9	0.02939	86480	426476	30.4	0.01292	86539	430086	33.9
45-50	0.03859	84630	415524	27.6	0.04386	83938	410909	26.2	0.03189	85421	420997	29.3
50-55	0.05157	81364	396970	23.6	0.05515	80256	391008	22.3	0.04664	82697	404341	25.2
55-60	0.08710	77168	369893	19.7	0.11216	75830	359008	18.5	0.06413	78840	382162	21.3
60-65	0.11063	70447	333622	16.4	0.12664	67325	315788	15.5	0.09236	73784	353096	17.6
65-70	0.17939	62654	286495	13.1	0.18510	58799	268000	12.3	0.17306	66969	307336	14.1
70-75	0.26490	51414	223604	10.3	0.29562	47915	204578	9.5	0.22920	55379	245891	11.5
75-80	0.36165	37795	154359	8.2	0.37750	33750	136455	7.5	0.34350	42687	176340	9.2
80+85	0.47519	24126	90694	6.4	0.53399	21010	75310	5.5	0.40647	28024	110838	7.7
85+	...	12662	63208	5.0	...	9791	40287	4.1	...	16633	105043	6.3
Rural												
0-1	0.05553	100000	95570	63.0	0.05492	100000	95609	61.9	0.05626	100000	95605	64.6
1-5	0.02407	94447	372074	65.7	0.02069	94508	373121	64.4	0.02778	94374	370764	67.4
5-10	0.00439	92174	459858	63.3	0.00344	92553	461969	61.8	0.00534	91752	457538	65.3
10-15	0.00519	91769	457657	58.6	0.00583	92234	459827	57.0	0.00449	91263	455290	60.7
15-20	0.00792	91293	454761	53.9	0.00539	91696	457300	52.3	0.01065	90853	452021	55.9
20-25	0.01035	90570	450597	49.3	0.00986	91202	453956	47.6	0.01084	89886	446982	51.5
25-30	0.01267	89633	445382	44.8	0.01514	90304	448211	43.0	0.01035	88911	442270	47.0
30-35	0.01341	88497	439585	40.3	0.01494	88937	441406	38.6	0.01188	87991	437426	42.5
35-40	0.01696	87310	433006	35.8	0.01834	87608	434261	34.2	0.01548	86946	431379	38.0
40-45	0.02290	85830	424582	31.4	0.03134	86001	423757	29.8	0.01287	85600	425429	33.5
45-50	0.04119	83864	411241	27.1	0.04606	83306	407341	25.7	0.03499	84498	415891	29.0
50-55	0.05333	80409	391972	23.1	0.05639	79469	386973	21.8	0.04917	81541	398153	24.9
55-60	0.09227	76121	363933	19.3	0.12144	74988	353374	17.9	0.06689	77532	375288	21.1
60-65	0.11491	69097	326490	16.0	0.13196	65881	308078	15.0	0.09588	72345	345617	17.4
65-70	0.18777	61157	278389	12.7	0.19398	57187	259429	11.9	0.18097	65409	298845	13.9
70-75	0.27488	49674	214756	10.0	0.31095	46094	194929	9.1	0.23267	53571	237416	11.4
75-80	0.37813	36019	145452	7.9	0.39332	31761	127045	7.1	0.36054	41107	167789	9.1
80+85	0.48903	22399	83268	6.2	0.56144	19269	67441	5.2	0.40203	26286	104229	7.9
85+	...	11445	55661	4.9	...	8451	32333	3.8	...	15719	103006	6.6
Urban												
0-1	0.03105	100000	97304	70.3	0.03105	100000	97304	69.1	0.03106	100000	97339	71.8
1-5	0.00351	96895	386749	71.5	0.00415	96895	386599	70.4	0.00280	96894	386891	73.1
5-10	0.00275	96555	482111	67.8	0.00319	96493	481694	66.6	0.00225	96623	482573	69.3
10-15	0.00280	96290	480775	63.0	0.00315	96185	480167	61.8	0.00245	96406	481440	64.4
15-20	0.00544	96020	478876	58.1	0.00623	95882	478007	57.0	0.00459	96170	479818	59.6
20-25	0.00588	95498	476121	53.4	0.00653	95285	474902	52.4	0.00534	95729	477405	54.8
25-30	0.00737	94936	473026	48.7	0.00817	94663	471530	47.7	0.00668	95218	474507	50.1
30-35	0.01134	94236	468648	44.1	0.01687	93889	465761	43.1	0.00573	94582	471575	45.4
35-40	0.01396	93168	462695	39.6	0.01927	92306	457143	38.8	0.00812	94040	468419	40.7
40-45	0.01721	91868	455593	35.1	0.02060	90527	448183	34.5	0.01312	93276	463519	36.0
45-50	0.02691	90287	445814	30.6	0.03400	88663	436297	30.1	0.01800	92052	456460	31.4
50-55	0.04402	87857	430200	26.4	0.04975	85648	418158	26.1	0.03604	90395	444447	26.9
55-60	0.05971	83990	408041	22.5	0.07027	81387	393341	22.3	0.04717	87138	425959	22.8
60-65	0.08894	78975	378244	18.8	0.10118	75668	359956	18.8	0.07383	83027	400919	18.9
65-70	0.13100	71951	337482	15.4	0.13520	68012	318063	15.7	0.12611	76897	361975	15.1
70-75	0.21244	62525	280109	12.3	0.21360	58816	263438	12.7	0.21114	67200	301123	11.9
75-80	0.25218	49242	215586	9.9	0.26982	46253	200061	10.4	0.23277	53011	235039	9.5
80+85	0.39571	36824	146922	7.4	0.36198	33773	137625	8.4	0.42991	40671	158725	6.5
85+	...	22253	124681	5.6	...	21548	145658	6.8	...	23186	107312	4.6

Bihar, 2010-14

Age-Interval x to x _{x+n}	Total				Male				Female			
	nq _x	lx	nL _x	e _x	nq _x	lx	nL _x	e _x	nq _x	lx	nL _x	e _x
Total												
0-1	0.03693	100000	96856	68.1	0.03687	100000	96860	67.8	0.03700	100000	96895	68.4
1-5	0.01463	96307	381765	69.7	0.01235	96313	382327	69.3	0.01713	96300	381014	70.0
5-10	0.00529	94898	473237	66.7	0.00544	95123	474325	66.2	0.00514	94650	472033	67.2
10-15	0.00384	94397	471076	62.0	0.00439	94606	471994	61.5	0.00319	94164	470066	62.6
15-20	0.00534	94034	468987	57.3	0.00514	94191	469791	56.8	0.00564	93863	468099	57.8
20-25	0.00772	93532	465921	52.6	0.00693	93707	466969	52.1	0.00856	93334	464745	53.1
25-30	0.00842	92810	462128	48.0	0.00782	93058	463522	47.4	0.00896	92534	460609	48.5
30-35	0.00951	92029	458003	43.3	0.00980	92330	459465	42.8	0.00921	91705	456434	43.9
35-40	0.01099	91154	453385	38.7	0.01188	91425	454579	38.2	0.01010	90861	452074	39.3
40-45	0.01721	90152	447107	34.1	0.02104	90339	447272	33.6	0.01307	89943	446897	34.7
45-50	0.02275	88601	438255	29.7	0.02831	88438	436192	29.3	0.01682	88768	440404	30.1
50-55	0.03579	86585	425712	25.3	0.03651	85934	422306	25.0	0.03484	87275	429425	25.6
55-60	0.05534	83485	406690	21.2	0.06248	82796	401942	20.9	0.04968	84235	411463	21.4
60-65	0.09083	78865	377614	17.2	0.09249	77623	371235	17.1	0.08892	80050	383741	17.4
65-70	0.14272	71702	334534	13.7	0.14825	70444	327674	13.6	0.13651	72932	341415	13.8
70-75	0.24160	61469	271350	10.5	0.24079	60001	264803	10.5	0.24244	62976	278105	10.6
75-80	0.32105	46618	196182	8.1	0.31525	45553	192499	8.0	0.32785	47708	199786	8.1
80+85	0.50866	31651	116478	5.7	0.51932	31193	113900	5.5	0.49643	32067	119054	5.9
85+	...	15551	63404	4.1	...	14994	57814	3.9	...	16148	69976	4.3
Rural												
0-1	0.03762	100000	96805	67.8	0.03763	100000	96804	67.5	0.03763	100000	96850	68.1
1-5	0.01545	96238	381294	69.4	0.01278	96237	381923	69.1	0.01834	96237	380470	69.8
5-10	0.00539	94751	472480	66.5	0.00553	95007	473723	66.0	0.00524	94472	471123	67.0
10-15	0.00389	94241	470287	61.9	0.00454	94482	471336	61.4	0.00324	93977	469124	62.4
15-20	0.00549	93874	468159	57.1	0.00524	94053	469080	56.6	0.00578	93672	467117	57.6
20-25	0.00797	93359	464997	52.4	0.00732	93560	466137	51.9	0.00866	93131	463706	52.9
25-30	0.00827	92615	461189	47.8	0.00752	92875	462663	47.3	0.00896	92324	459569	48.3
30-35	0.00965	91849	457084	43.2	0.00946	92176	458785	42.6	0.00980	91496	455265	43.7
35-40	0.01124	90963	452383	38.6	0.01208	91305	453949	38.0	0.01045	90600	450693	39.2
40-45	0.01770	89940	445950	34.0	0.02139	90202	446528	33.4	0.01366	89653	445312	34.5
45-50	0.02305	88348	436943	29.5	0.02938	88273	435151	29.1	0.01638	88429	438805	30.0
50-55	0.03657	86312	424214	25.2	0.03728	85679	420876	24.9	0.03566	86980	427838	25.4
55-60	0.05591	83156	404962	21.0	0.06299	82485	400316	20.8	0.05039	83879	409568	21.3
60-65	0.09161	78507	375752	17.1	0.09341	77288	369463	17.0	0.08947	79652	381726	17.3
65-70	0.14408	71315	332533	13.6	0.14938	70069	325764	13.5	0.13810	72525	339290	13.7
70-75	0.24748	61040	268606	10.4	0.24535	59602	262401	10.3	0.24972	62509	274971	10.5
75-80	0.32945	45933	192234	8.0	0.32218	44979	189255	7.9	0.33816	46899	195000	8.1
80+85	0.51372	30801	112836	5.6	0.52811	30488	110522	5.4	0.49712	31040	115075	5.9
85+	...	14978	61026	4.1	...	14387	54499	3.8	...	15609	68948	4.4
Urban												
0-1	0.02942	100000	97432	70.7	0.02899	100000	97466	70.2	0.02997	100000	97423	71.3
1-5	0.00610	97058	386789	71.9	0.00792	97101	386533	71.2	0.00403	97003	387026	72.5
5-10	0.00454	96466	481234	68.3	0.00454	96332	480567	67.8	0.00454	96612	481965	68.8
10-15	0.00300	96028	479420	63.6	0.00305	95895	478744	63.1	0.00285	96174	480185	64.1
15-20	0.00424	95740	477743	58.8	0.00429	95603	477011	58.3	0.00414	95900	478592	59.3
20-25	0.00593	95334	475350	54.0	0.00399	95193	475079	53.5	0.00797	95503	475732	54.5
25-30	0.00951	94768	471653	49.3	0.00995	94813	471920	48.7	0.00901	94742	471464	50.0
30-35	0.00846	93868	467339	44.8	0.01222	93869	466478	44.2	0.00434	93888	468407	45.4
35-40	0.00896	93073	463365	40.1	0.01035	92721	461287	39.7	0.00757	93481	465740	40.6
40-45	0.01396	92239	458193	35.5	0.01859	91762	454788	35.1	0.00901	92773	461940	35.9
45-50	0.02055	90952	450380	30.9	0.02118	90056	445710	30.7	0.01987	91937	455558	31.2
50-55	0.03080	89082	439048	26.5	0.03173	88149	434321	26.3	0.02963	90110	444289	26.8
55-60	0.05131	86338	421480	22.3	0.05914	85352	415075	22.1	0.04395	87440	428383	22.5
60-65	0.08485	81909	393338	18.3	0.08497	80304	385486	18.3	0.08474	83597	401602	18.4
65-70	0.13189	74958	351316	14.8	0.13923	73481	343189	14.8	0.12370	76513	360014	14.9
70-75	0.19345	65072	294604	11.6	0.20307	63251	284675	11.7	0.18355	67048	305385	11.6
75-80	0.24926	52484	231053	8.8	0.25089	50406	221405	9.1	0.24764	54741	241555	8.6
80+85	0.46883	39402	150162	5.9	0.44881	37760	145667	6.2	0.49135	41185	154784	5.6
85+	...	20929	82118	3.9	...	20813	89766	4.3	...	20949	74568	3.6

Chhattisgarh, 2010-14

Age-Interval x to x+n	Total				Male				Female			
	nq _x	lx	_n L _x	e _x	nq _x	lx	_n L _x	e _x	nq _x	lx	_n L _x	e _x
Total												
0-1	0.04723	100000	96119	64.8	0.04596	100000	96207	63.3	0.04858	100000	96093	66.3
1-5	0.00919	95277	378928	67.0	0.00379	95404	380718	65.4	0.01450	95142	377040	68.7
5-10	0.00563	94401	470677	63.6	0.00618	95043	473744	61.6	0.00509	93762	467616	65.7
10-15	0.00548	93870	468060	59.0	0.00553	94455	470968	57.0	0.00544	93285	465156	61.0
15-20	0.00703	93355	465233	54.3	0.00797	93932	467919	52.3	0.00603	92778	462561	56.3
20-25	0.01149	92699	460947	49.6	0.01282	93184	463011	47.7	0.01020	92218	458884	51.7
25-30	0.01208	91634	455468	45.2	0.01124	91989	457432	43.3	0.01297	91277	453481	47.2
30-35	0.01563	90527	449191	40.7	0.01819	90955	450819	38.7	0.01302	90094	447560	42.7
35-40	0.01706	89112	441842	36.3	0.01951	89301	442244	34.4	0.01464	88921	441415	38.3
40-45	0.02084	87592	433595	31.9	0.02461	87558	432655	30.0	0.01701	87619	434509	33.8
45-50	0.02973	85767	422889	27.5	0.03555	85404	419888	25.7	0.02379	86128	425904	29.3
50-55	0.04910	83217	406555	23.3	0.05397	82368	401607	21.6	0.04325	84080	411805	25.0
55-60	0.07208	79131	382275	19.3	0.09975	77922	371364	17.6	0.04943	80444	392883	21.0
60-65	0.11553	73427	346961	15.6	0.13281	70149	328275	14.3	0.09682	76468	365056	17.0
65-70	0.15810	64944	300485	12.3	0.19280	60833	276684	11.1	0.12886	69064	324217	13.5
70-75	0.28950	54677	235444	9.2	0.37499	49104	199954	8.1	0.22186	60165	269712	10.1
75-80	0.42926	38848	151818	6.8	0.45743	30691	116767	6.5	0.40536	46816	187025	7.2
80+85	0.56971	22172	77319	5.1	0.59869	16652	56007	4.9	0.54195	27839	100242	5.4
85+	...	9540	36746	3.9	...	6682	25393	3.8	...	12752	50444	4.0
Rural												
0-1	0.04902	100000	95997	64.2	0.04790	100000	96073	62.8	0.05017	100000	95989	65.5
1-5	0.01033	95098	377942	66.5	0.00399	95210	379893	65.0	0.01650	94983	375921	68.0
5-10	0.00593	94116	469183	63.2	0.00673	94830	472555	61.2	0.00514	93415	465876	65.1
10-15	0.00573	93557	466446	58.5	0.00568	94192	469621	56.6	0.00578	92935	463332	60.4
15-20	0.00693	93021	463590	53.8	0.00842	93657	466442	51.9	0.00529	92398	460832	55.8
20-25	0.01183	92377	459277	49.2	0.01272	92868	461431	47.3	0.01094	91909	457239	51.0
25-30	0.01233	91284	453676	44.8	0.01025	91687	456145	42.9	0.01445	90903	451318	46.6
30-35	0.01642	90158	447191	40.3	0.01750	90747	449969	38.3	0.01528	89590	444541	42.2
35-40	0.01755	88678	439584	35.9	0.01951	89159	441550	34.0	0.01563	88221	437722	37.8
40-45	0.02197	87122	431031	31.5	0.02417	87419	432061	29.6	0.01976	86842	430080	33.4
45-50	0.03051	85208	419990	27.2	0.03565	85307	419454	25.3	0.02535	85126	420596	29.0
50-55	0.05272	82609	402873	22.9	0.05853	82265	400275	21.1	0.04583	82968	405804	24.7
55-60	0.07347	78253	377722	19.0	0.10385	77450	368261	17.2	0.04971	79166	386558	20.8
60-65	0.11843	72505	342108	15.3	0.13617	69407	324223	13.9	0.09873	75231	358836	16.7
65-70	0.16269	63918	295089	12.1	0.20030	59956	271759	10.7	0.13182	67803	317841	13.3
70-75	0.30432	53519	228429	8.9	0.40315	47947	191593	7.7	0.22961	58865	262748	9.9
75-80	0.44031	37232	144298	6.6	0.47507	28617	107228	6.2	0.41071	45349	180569	7.0
80+85	0.58855	20838	71387	4.9	0.61283	15022	49708	4.8	0.56365	26724	94509	5.2
85+	...	8574	31611	3.7	...	5816	21788	3.7	...	11661	43386	3.7
Urban												
0-1	0.03712	100000	96842	68.1	0.03532	100000	96977	66.1	0.03913	100000	96742	70.2
1-5	0.00319	96288	384396	69.7	0.00280	96468	385211	67.5	0.00363	96087	383461	72.1
5-10	0.00414	95981	478909	65.9	0.00349	96198	480152	63.7	0.00484	95738	477531	68.3
10-15	0.00419	95583	476914	61.2	0.00469	95862	478188	58.9	0.00364	95275	475505	63.7
15-20	0.00737	95182	474283	56.5	0.00588	95413	475780	54.2	0.00891	94928	472637	58.9
20-25	0.01005	94480	470106	51.9	0.01312	94851	471380	49.5	0.00707	94081	468717	54.4
25-30	0.01114	93531	465099	47.4	0.01484	93607	464689	45.1	0.00747	93416	465276	49.8
30-35	0.01287	92489	459542	42.9	0.02088	92218	456369	40.8	0.00479	92718	462514	45.1
35-40	0.01528	91299	453073	38.4	0.01961	90292	447102	36.6	0.01089	92274	458936	40.3
40-45	0.01672	89903	445926	33.9	0.02617	88521	437076	32.3	0.00713	91269	454784	35.7
45-50	0.02676	88401	436441	29.5	0.03523	86205	423618	28.1	0.01781	90619	449569	31.0
50-55	0.03575	86035	423034	25.2	0.03763	83167	408550	24.0	0.03338	89005	438179	26.5
55-60	0.06636	82960	402120	21.0	0.08477	80038	384627	19.8	0.04815	86034	420594	22.3
60-65	0.10207	77455	368395	17.4	0.11611	73253	345752	16.4	0.08873	81891	392360	18.3
65-70	0.13582	69549	325066	14.0	0.15916	64748	298965	13.2	0.11373	74624	352731	14.8
70-75	0.20838	60102	270967	10.8	0.24303	54442	240220	10.2	0.17301	66138	304399	11.4
75-80	0.37047	47578	194209	8.0	0.36330	41211	168810	7.7	0.37713	54695	222804	8.2
80+85	0.47990	29952	113047	6.2	0.51829	26239	95858	5.6	0.45190	34068	131742	6.6
85+	...	15578	72281	4.6	...	12640	51910	4.1	...	18673	93600	5.0

Age-Interval x to x _{x+n}	Total				Male				Female			
	nq _x	lx	nL _x	e _x	nq _x	lx	nL _x	e _x	nq _x	lx	nL _x	e _x
Total												
0-1	0.02357	100000	97903	73.2	0.02226	100000	98011	72.0	0.02504	100000	97809	74.7
1-5	0.00323	97643	389810	74.0	0.00299	97774	390390	72.6	0.00355	97496	389113	75.7
5-10	0.00245	97328	486043	70.2	0.00235	97481	486835	68.8	0.00255	97150	485130	71.9
10-15	0.00270	97090	484793	65.4	0.00145	97253	485911	64.0	0.00419	96902	483496	67.1
15-20	0.00429	96828	483173	60.6	0.00444	97112	484621	59.1	0.00404	96496	481527	62.4
20-25	0.00628	96412	480606	55.8	0.00703	96680	481793	54.3	0.00544	96106	479252	57.6
25-30	0.00693	95807	477414	51.2	0.00847	96001	478045	49.7	0.00524	95584	476668	52.9
30-35	0.00846	95143	473724	46.5	0.01089	95188	473403	45.1	0.00548	95083	474095	48.2
35-40	0.00802	94338	469867	41.9	0.01104	94152	468262	40.6	0.00449	94562	471780	43.4
40-45	0.01332	93581	465012	37.2	0.01785	93112	461675	36.0	0.00802	94137	468956	38.6
45-50	0.01923	92335	457535	32.6	0.02481	91450	451927	31.6	0.01238	93382	464237	33.9
50-55	0.03071	90560	446386	28.2	0.03883	89181	437828	27.3	0.02002	92226	456981	29.3
55-60	0.05115	87779	428428	24.0	0.05896	85718	416682	23.3	0.04266	90380	443140	24.8
60-65	0.07507	83289	401593	20.2	0.08545	80664	387007	19.6	0.06380	86525	419445	20.8
65-70	0.10585	77036	365813	16.6	0.12903	73771	345998	16.2	0.08188	81005	389484	17.1
70-75	0.16317	68882	317320	13.3	0.17229	64253	294180	13.3	0.15384	74372	344819	13.3
75-80	0.21854	57643	257875	10.4	0.22996	53183	236188	10.5	0.20604	62931	283729	10.3
80+85	0.36629	45045	184088	7.5	0.36086	40953	167726	7.8	0.37124	49964	203832	7.3
85+	...	28546	155517	5.4	...	26175	153279	5.9	...	31416	160360	5.1
Rural												
0-1	0.02857	100000	97499	71.2	0.02401	100000	97867	69.5	0.03365	100000	97143	72.9
1-5	0.00479	97143	387442	72.3	0.00586	97599	389014	70.2	0.00355	96635	385671	74.4
5-10	0.00125	96678	483090	68.6	0.00115	97027	484859	66.7	0.00135	96292	481134	70.7
10-15	0.00275	96558	482125	63.7	0.00250	96916	483975	61.7	0.00305	96162	480077	65.8
15-20	0.00394	96292	480600	58.9	0.00359	96674	482588	56.9	0.00434	95869	478389	61.0
20-25	0.00827	95913	477674	54.1	0.00837	96327	479818	52.1	0.00816	95453	475146	56.2
25-30	0.00703	95120	473989	49.5	0.01203	95520	474880	47.5	0.00155	94674	473005	51.7
30-35	0.01292	94451	469299	44.8	0.01602	94371	468125	43.0	0.00946	94527	470638	46.8
35-40	0.01035	93231	463758	40.4	0.01449	92859	460917	38.7	0.00568	93633	466860	42.2
40-45	0.01406	92267	458246	35.8	0.01568	91513	454142	34.2	0.01218	93100	462792	37.4
45-50	0.01878	90970	450792	31.3	0.02574	90078	444965	29.7	0.00985	91967	457597	32.8
50-55	0.02651	89261	440730	26.8	0.03521	87760	431545	25.4	0.01445	91061	452244	28.1
55-60	0.03921	86895	426939	22.5	0.05659	84670	412362	21.3	0.02347	89745	444379	23.5
60-65	0.11026	83488	396283	18.3	0.10332	79878	380486	17.4	0.11783	87638	414201	19.0
65-70	0.12466	74282	349029	15.2	0.17971	71626	326857	14.1	0.06870	77312	373781	16.2
70-75	0.20312	65022	292787	12.0	0.20302	58754	264421	11.6	0.20351	72001	324828	12.2
75-80	0.23723	51815	229246	9.4	0.31550	46826	197696	8.9	0.16555	57348	264018	9.6
80+85	0.42894	39522	154495	6.5	0.43598	32052	124713	6.9	0.42352	47854	187727	6.0
85+	...	22570	102942	4.6	...	18078	94970	5.3	...	27587	100202	3.6
Urban												
0-1	0.02263	100000	97980	73.5	0.02193	100000	98038	72.3	0.02343	100000	97939	75.0
1-5	0.00299	97737	390240	74.2	0.00252	97807	390634	72.9	0.00355	97657	389757	75.8
5-10	0.00265	97444	486575	70.5	0.00255	97561	487183	69.1	0.00275	97310	485884	72.1
10-15	0.00270	97186	485275	65.6	0.00125	97312	486258	64.3	0.00434	97043	484163	67.3
15-20	0.00434	96924	483638	60.8	0.00459	97191	484996	59.4	0.00399	96622	482157	62.6
20-25	0.00598	96503	481128	56.1	0.00683	96745	482147	54.6	0.00504	96236	480005	57.8
25-30	0.00693	95926	478005	51.4	0.00802	96084	478557	50.0	0.00573	95751	477382	53.1
30-35	0.00787	95262	474448	46.7	0.01025	95314	474178	45.4	0.00499	95202	474797	48.4
35-40	0.00772	94512	470812	42.1	0.01060	94337	469300	40.8	0.00434	94728	472644	43.6
40-45	0.01327	93782	466031	37.4	0.01815	93337	462740	36.2	0.00747	94316	469975	38.8
45-50	0.01928	92538	458536	32.8	0.02471	91643	452902	31.9	0.01263	93611	465347	34.1
50-55	0.03115	90754	447267	28.4	0.03927	89379	438714	27.6	0.02061	92429	457881	29.5
55-60	0.05257	87927	428781	24.3	0.05924	85869	417317	23.6	0.04519	90525	443196	25.0
60-65	0.07036	83305	402555	20.5	0.08308	80782	387958	19.9	0.05672	86434	420440	21.1
65-70	0.10365	77444	368219	16.8	0.12312	74071	348486	16.5	0.08343	81532	391829	17.2
70-75	0.15834	69417	320642	13.5	0.16848	64951	298015	13.4	0.14795	74730	347566	13.5
75-80	0.21644	58425	261701	10.5	0.22127	54008	241032	10.7	0.21108	63673	286328	10.4
80+85	0.35850	45780	188080	7.7	0.35227	42057	173217	8.0	0.36420	50233	205957	7.5
85+	...	29368	163720	5.6	...	27242	161288	5.9	...	31938	169194	5.3

Gujarat, 2010-14

Age-Interval x to x _{x+n}	Total				Male				Female			
	nq _x	lx	_n L _x	e _x	nq _x	lx	_n L _x	e _x	nq _x	lx	_n L _x	e _x
Total												
0-1	0.04508	100000	96268	68.7	0.04385	100000	96354	66.6	0.04651	100000	96231	71.0
1-5	0.01002	95492	379592	70.9	0.00939	95615	380235	68.6	0.01069	95349	378797	73.5
5-10	0.00354	94535	471839	67.6	0.00374	94718	472702	65.3	0.00334	94330	470862	70.3
10-15	0.00305	94200	470284	62.9	0.00319	94363	471062	60.5	0.00285	94015	469405	65.5
15-20	0.00569	93913	468340	58.0	0.00569	94062	469089	55.7	0.00573	93747	467490	60.7
20-25	0.00812	93379	465059	53.4	0.00931	93527	465554	51.0	0.00688	93210	464462	56.0
25-30	0.00827	92621	461215	48.8	0.00985	92656	461042	46.4	0.00658	92569	461316	51.4
30-35	0.00951	91856	457184	44.2	0.01188	91743	456136	41.9	0.00673	91960	458277	46.7
35-40	0.01366	90983	451954	39.6	0.01898	90653	449191	37.4	0.00812	91341	454922	42.0
40-45	0.01726	89740	445012	35.1	0.02304	88933	439747	33.0	0.01080	90599	450708	37.3
45-50	0.02501	88191	435847	30.6	0.03202	86884	427941	28.7	0.01775	89621	444462	32.7
50-55	0.04335	85986	421224	26.4	0.05518	84102	409627	24.6	0.03022	88030	433998	28.2
55-60	0.05933	82258	399679	22.4	0.07393	79461	383232	20.9	0.04575	85370	417674	24.0
60-65	0.08567	77378	371179	18.7	0.10368	73586	349663	17.3	0.06717	81465	394525	20.1
65-70	0.12811	70748	332251	15.2	0.14730	65956	306578	14.1	0.11038	75993	360308	16.3
70-75	0.19700	61685	278974	12.0	0.22755	56241	249906	11.0	0.17059	67605	310358	13.0
75-80	0.26515	49533	215626	9.4	0.29382	43443	185879	8.5	0.24219	56072	247446	10.1
80+85	0.42141	36399	143099	6.8	0.47652	30679	115749	6.0	0.37661	42492	172409	7.6
85+	...	21060	104508	5.0	...	16060	68655	4.3	...	26489	149211	5.6
Rural												
0-1	0.05466	100000	95625	67.1	0.05361	100000	95693	64.6	0.05590	100000	95627	70.0
1-5	0.01203	94534	375280	70.0	0.01258	94639	375570	67.2	0.01140	94410	374877	73.1
5-10	0.00439	93397	465960	66.8	0.00449	93449	466195	64.0	0.00434	93334	465656	70.0
10-15	0.00344	92987	464134	62.1	0.00389	93029	464240	59.3	0.00295	92929	463959	65.3
15-20	0.00633	92667	461991	57.3	0.00683	92667	461903	54.5	0.00568	92655	462054	60.4
20-25	0.00966	92080	458265	52.7	0.01223	92034	457493	49.9	0.00717	92128	459035	55.8
25-30	0.01035	91191	453619	48.1	0.01242	90909	451742	45.5	0.00807	91467	455507	51.2
30-35	0.01109	90247	448819	43.6	0.01371	89779	445967	41.0	0.00807	90729	451831	46.6
35-40	0.01583	89247	442863	39.1	0.02256	88549	437997	36.6	0.00901	89997	448037	41.9
40-45	0.01976	87834	435007	34.7	0.02587	86551	427320	32.3	0.01302	89186	443216	37.3
45-50	0.02676	86098	425122	30.3	0.03342	84312	414974	28.1	0.02001	88025	436046	32.7
50-55	0.04656	83794	409830	26.1	0.05940	81494	396138	24.0	0.03250	86263	424770	28.3
55-60	0.06164	79892	387741	22.2	0.07904	76654	368762	20.4	0.04651	83460	408162	24.2
60-65	0.09191	74968	358497	18.5	0.11316	70595	333824	16.9	0.07063	79578	384716	20.3
65-70	0.13328	68078	318819	15.1	0.15788	62606	289276	13.7	0.11030	73958	350714	16.6
70-75	0.20709	59004	265226	12.0	0.23654	52722	232886	10.8	0.18276	65800	300038	13.3
75-80	0.26390	46785	203606	9.5	0.29689	40251	171897	8.3	0.23806	53775	237457	10.7
80+85	0.41266	34438	135995	7.0	0.49240	28301	105451	5.8	0.35229	40973	168488	8.3
85+	...	20227	105648	5.2	...	14365	58180	4.1	...	26539	170671	6.4
Urban												
0-1	0.02843	100000	97510	71.3	0.02717	100000	97611	69.9	0.02991	100000	97427	72.9
1-5	0.00645	97157	387101	72.4	0.00387	97283	388219	70.9	0.00942	97009	385728	74.1
5-10	0.00220	96530	482117	68.9	0.00260	96907	483905	67.1	0.00170	96095	480066	70.8
10-15	0.00235	96317	481022	64.0	0.00200	96655	482794	62.3	0.00275	95932	478999	65.9
15-20	0.00464	96091	479425	59.2	0.00369	96462	481490	57.4	0.00578	95668	477054	61.1
20-25	0.00578	95645	476866	54.4	0.00514	96106	479353	52.6	0.00643	95115	474017	56.4
25-30	0.00568	95092	474139	49.7	0.00658	95612	476570	47.9	0.00469	94503	471385	51.8
30-35	0.00757	94552	471062	45.0	0.00971	94983	472757	43.2	0.00504	94060	469153	47.0
35-40	0.01074	93836	466782	40.3	0.01430	94061	467129	38.6	0.00688	93586	466379	42.2
40-45	0.01391	92827	461103	35.7	0.01932	92716	459366	34.1	0.00777	92943	463019	37.5
45-50	0.02252	91536	452957	31.2	0.03008	90924	448294	29.7	0.01455	92220	458090	32.8
50-55	0.03893	89475	439282	26.8	0.04947	88190	430693	25.5	0.02706	90878	448795	28.2
55-60	0.05582	85992	418519	22.8	0.06688	83827	405654	21.7	0.04455	88419	432854	23.9
60-65	0.07508	81192	391522	19.0	0.08812	78221	374591	18.1	0.06111	84480	410369	19.9
65-70	0.11911	75096	354376	15.4	0.12868	71328	334987	14.6	0.11049	79317	375962	16.1
70-75	0.18000	66151	302212	12.1	0.21337	62150	278767	11.4	0.14905	70554	327712	12.7
75-80	0.26705	54244	236275	9.2	0.28922	48889	209819	8.8	0.24882	60037	264728	9.5
80+85	0.43328	39758	155458	6.5	0.45730	34749	133111	6.3	0.41199	45099	179570	6.8
85+	...	22532	104599	4.6	...	18858	85495	4.5	...	26519	125870	4.7

Haryana, 2010-14

Age-Interval x to x+n	Total				Male				Female			
	nq _x	lx	nL _x	e _x	nq _x	lx	nL _x	e _x	nq _x	lx	nL _x	e _x
Total												
0-1	0.04606	100000	96200	68.6	0.04498	100000	96275	66.3	0.04741	100000	96170	71.3
1-5	0.00598	95394	380158	70.9	0.00359	95502	381157	68.5	0.00887	95259	378878	73.9
5-10	0.00305	94824	473397	67.3	0.00260	95159	475177	64.7	0.00359	94414	471221	70.5
10-15	0.00275	94535	472026	62.5	0.00270	94912	473920	59.9	0.00280	94075	469716	65.7
15-20	0.00574	94275	470151	57.7	0.00534	94656	472156	55.0	0.00618	93812	467715	60.9
20-25	0.00852	93735	466760	53.0	0.01020	94151	468502	50.3	0.00683	93232	464588	56.3
25-30	0.00956	92937	462522	48.4	0.01144	93190	463368	45.8	0.00732	92595	461310	51.7
30-35	0.01198	92048	457592	43.9	0.01499	92125	457339	41.3	0.00851	91917	457673	47.0
35-40	0.01553	90946	451344	39.4	0.02113	90743	449147	36.9	0.00975	91134	453522	42.4
40-45	0.02035	89533	443335	35.0	0.02729	88826	438367	32.6	0.01282	90245	448466	37.8
45-50	0.02915	87711	432567	30.6	0.04008	86401	423863	28.5	0.01721	89088	441855	33.3
50-55	0.04550	85154	416615	26.5	0.05942	82938	402970	24.5	0.02842	87555	432015	28.8
55-60	0.06069	81280	394661	22.6	0.07953	78010	375086	20.9	0.04375	85067	416723	24.6
60-65	0.09000	76347	365495	18.9	0.10452	71806	341138	17.5	0.07423	81345	392632	20.6
65-70	0.13605	69475	324819	15.5	0.16543	64301	295886	14.3	0.10945	75307	357104	17.0
70-75	0.19621	60023	271489	12.5	0.21812	53664	239463	11.6	0.17584	67065	307106	13.7
75-80	0.27127	48246	208937	10.0	0.29542	41959	179129	9.1	0.24864	55272	242465	11.1
80+85	0.38259	35158	141696	7.7	0.43112	29563	115185	6.8	0.33150	41529	173036	9.0
85+	...	21707	130308	6.0	...	16818	86710	5.2	...	27762	199440	7.2
Rural												
0-1	0.04993	100000	95936	67.7	0.04826	100000	96049	65.2	0.05207	100000	95866	70.8
1-5	0.00618	95007	378561	70.2	0.00331	95174	379912	67.5	0.00962	94793	376835	73.7
5-10	0.00315	94420	471357	66.7	0.00265	94859	473668	63.8	0.00374	93881	468524	70.4
10-15	0.00280	94123	469956	61.9	0.00265	94608	472415	58.9	0.00295	93529	466957	65.7
15-20	0.00608	93860	468011	57.0	0.00564	94358	470616	54.1	0.00663	93254	464840	60.8
20-25	0.00916	93289	464396	52.4	0.01094	93826	466718	49.4	0.00737	92635	461497	56.2
25-30	0.01020	92434	459882	47.8	0.01188	92799	461324	44.9	0.00812	91952	457937	51.6
30-35	0.01322	91491	454545	43.3	0.01612	91697	454952	40.4	0.00975	91206	453865	47.0
35-40	0.01622	90282	447898	38.8	0.02089	90218	446593	36.0	0.01134	90316	449104	42.5
40-45	0.02207	88818	439446	34.4	0.02885	88333	435666	31.7	0.01460	89292	443322	37.9
45-50	0.03163	86858	427867	30.2	0.04402	85785	420082	27.6	0.01800	87989	436224	33.4
50-55	0.05051	84111	410494	26.1	0.06639	82008	397132	23.7	0.03080	86406	425827	29.0
55-60	0.06501	79862	386863	22.3	0.09153	76564	365761	20.2	0.04283	83744	410380	24.8
60-65	0.09248	74671	357041	18.7	0.10815	69556	329788	17.0	0.07606	80157	386628	20.8
65-70	0.14662	67765	315030	15.3	0.18449	62033	282507	13.7	0.11359	74060	350374	17.3
70-75	0.19818	57829	261181	12.5	0.22623	50589	224451	11.3	0.17264	65648	301177	14.2
75-80	0.28062	46369	199635	9.9	0.30156	39144	166492	8.8	0.26076	54315	236365	11.6
80+85	0.38213	33357	134444	7.8	0.44749	27340	105250	6.6	0.30948	40152	169522	9.9
85+	...	20610	126667	6.1	...	15105	73866	4.9	...	27726	226406	8.2
Urban												
0-1	0.03631	100000	96902	70.6	0.03644	100000	96893	68.9	0.03616	100000	96957	72.5
1-5	0.00554	96369	384165	72.3	0.00427	96356	384413	70.5	0.00705	96384	383812	74.2
5-10	0.00290	95835	478482	68.7	0.00260	95945	479100	66.8	0.00324	95704	477745	70.8
10-15	0.00260	95558	477167	63.8	0.00275	95695	477820	62.0	0.00240	95394	476396	66.0
15-20	0.00489	95309	475478	59.0	0.00474	95433	476138	57.1	0.00504	95165	474709	61.1
20-25	0.00703	94843	472624	54.3	0.00852	94980	473012	52.4	0.00553	94686	472132	56.4
25-30	0.00837	94177	468964	49.7	0.01060	94171	468441	47.8	0.00583	94161	469444	51.7
30-35	0.00956	93389	464810	45.0	0.01262	93174	463097	43.3	0.00608	93612	466651	47.0
35-40	0.01420	92497	459352	40.5	0.02158	91997	455279	38.8	0.00658	93043	463738	42.3
40-45	0.01711	91183	452182	36.0	0.02426	90012	444771	34.6	0.00936	92431	460146	37.5
45-50	0.02447	89623	442968	31.6	0.03264	87829	432344	30.4	0.01574	91566	454507	32.9
50-55	0.03704	87430	429522	27.3	0.04745	84962	415145	26.4	0.02447	90125	445585	28.4
55-60	0.05205	84192	410688	23.3	0.05806	80931	393524	22.5	0.04582	87919	430354	24.0
60-65	0.08517	79810	382960	19.4	0.09780	76232	363493	18.8	0.07047	83891	405495	20.0
65-70	0.11421	73012	345299	15.9	0.12838	68777	322721	15.5	0.10042	77979	371633	16.3
70-75	0.19158	64673	293464	12.7	0.19974	59947	270841	12.4	0.18357	70149	319684	12.9
75-80	0.24556	52283	230002	10.1	0.27831	47974	206840	9.9	0.21537	57272	256488	10.2
80+85	0.38373	39444	158944	7.5	0.38481	34622	139290	7.7	0.38279	44937	181353	7.3
85+	...	24308	136781	5.6	...	21299	128073	6.0	...	27736	145189	5.2

Himachal Pradesh, 2010-14

Age-Interval x to x _{x+n}	Total				Male				Female			
	nq _x	lx	nL _x	e _x	nq _x	lx	nL _x	e _x	nq _x	lx	nL _x	e _x
Total												
0-1	0.03791	100000	96783	71.6	0.03874	100000	96722	69.3	0.03705	100000	96892	74.1
1-5	0.00665	96209	383261	73.4	0.00522	96126	383268	71.1	0.00816	96295	383187	75.9
5-10	0.00220	95569	477320	69.9	0.00170	95624	477715	67.4	0.00270	95509	476903	72.5
10-15	0.00225	95359	476259	65.1	0.00120	95462	477023	62.5	0.00339	95252	475451	67.7
15-20	0.00339	95145	474985	60.2	0.00419	95347	475896	57.6	0.00255	94928	474055	62.9
20-25	0.00638	94822	472677	55.4	0.00817	94948	472892	52.8	0.00479	94687	472373	58.1
25-30	0.00653	94217	469589	50.7	0.00757	94172	469139	48.2	0.00558	94233	469872	53.4
30-35	0.00906	93601	465980	46.1	0.01258	93459	464547	43.6	0.00588	93707	467164	48.6
35-40	0.01124	92753	461271	41.5	0.01686	92284	457686	39.1	0.00603	93156	464436	43.9
40-45	0.01539	91711	455209	36.9	0.02113	90727	449061	34.7	0.01010	92594	460777	39.2
45-50	0.02148	90300	446922	32.4	0.03011	88810	437645	30.4	0.01302	91658	455534	34.5
50-55	0.03129	88360	435344	28.1	0.03690	86136	423175	26.3	0.02550	90465	447055	30.0
55-60	0.04971	85596	417985	23.9	0.06215	82958	402768	22.2	0.03815	88158	432792	25.7
60-65	0.07032	81341	393396	20.0	0.09161	77802	372384	18.5	0.04882	84795	414349	21.6
65-70	0.12730	75621	355471	16.3	0.15964	70675	326462	15.1	0.09473	80656	385695	17.5
70-75	0.17795	65994	301432	13.3	0.21013	59393	266215	12.5	0.14683	73015	339486	14.1
75-80	0.24570	54251	238581	10.7	0.28238	46912	201537	10.1	0.21005	62294	280014	11.1
80+85	0.35393	40921	168193	8.3	0.37763	33665	135896	8.1	0.33344	49209	205467	8.3
85+	...	26438	171135	6.5	...	20952	137118	6.5	...	32801	204842	6.2
Rural												
0-1	0.03894	100000	96707	71.2	0.04018	100000	96617	68.8	0.03764	100000	96850	73.8
1-5	0.00653	96106	382875	73.1	0.00475	95982	382803	70.6	0.00843	96236	382886	75.7
5-10	0.00225	95478	476852	69.6	0.00175	95526	477213	67.0	0.00275	95425	476468	72.3
10-15	0.00235	95263	475757	64.7	0.00125	95359	476498	62.1	0.00349	95163	474982	67.5
15-20	0.00330	95039	474482	59.9	0.00404	95240	475392	57.1	0.00250	94830	473575	62.7
20-25	0.00658	94726	472164	55.1	0.00857	94855	472350	52.4	0.00484	94593	471903	57.9
25-30	0.00668	94103	468986	50.4	0.00767	94043	468469	47.8	0.00583	94136	469325	53.2
30-35	0.00916	93475	465327	45.8	0.01292	93321	463796	43.1	0.00583	93587	466567	48.5
35-40	0.01154	92618	460543	41.1	0.01775	92115	456669	38.7	0.00583	93041	463909	43.7
40-45	0.01613	91550	454258	36.6	0.02260	90480	447526	34.3	0.01025	92498	460281	39.0
45-50	0.02261	90074	445559	32.2	0.03219	88435	435338	30.1	0.01347	91550	454907	34.3
50-55	0.03255	88037	433484	27.8	0.03839	85588	420176	26.0	0.02667	90317	446066	29.8
55-60	0.05147	85172	415552	23.7	0.06619	82302	398811	21.9	0.03829	87908	431506	25.5
60-65	0.07247	80788	390317	19.8	0.09621	76854	366975	18.3	0.04901	84542	413097	21.4
65-70	0.13201	74933	351389	16.2	0.16641	69460	319662	14.9	0.09748	80399	383976	17.4
70-75	0.18311	65042	296197	13.2	0.21778	57901	258342	12.4	0.14967	72562	336851	14.0
75-80	0.25092	53132	232874	10.6	0.28907	45291	193648	10.1	0.21390	61702	276746	11.0
80+85	0.35596	39800	163289	8.3	0.37654	32199	129963	8.2	0.33823	48504	201889	8.3
85+	...	25633	167706	6.5	...	20075	135373	6.7	...	32099	198895	6.2
Urban												
0-1	0.02200	100000	98033	76.3	0.01610	100000	98533	75.2	0.02813	100000	97565	77.8
1-5	0.00804	97800	389303	77.0	0.01160	98390	390826	75.4	0.00411	97187	387742	79.0
5-10	0.00165	97014	484669	73.6	0.00110	97249	485977	72.3	0.00230	96788	483383	75.3
10-15	0.00145	96854	483918	68.7	0.00090	97142	485491	67.3	0.00205	96565	482333	70.5
15-20	0.00434	96713	482607	63.8	0.00554	97054	484097	62.4	0.00290	96368	481179	65.7
20-25	0.00404	96294	480506	59.1	0.00409	96517	481614	57.7	0.00399	96089	479499	60.8
25-30	0.00504	95904	478380	54.3	0.00673	96122	479103	52.9	0.00349	95705	477723	56.1
30-35	0.00787	95421	475313	49.6	0.00931	95475	475217	48.3	0.00653	95371	475403	51.3
35-40	0.00876	94670	471303	44.9	0.00955	94587	470681	43.7	0.00802	94748	471884	46.6
40-45	0.00926	93841	467093	40.3	0.00980	93683	466205	39.1	0.00876	93988	467909	41.9
45-50	0.01253	92972	462147	35.7	0.01519	92765	460584	34.5	0.00956	93165	463693	37.3
50-55	0.02144	91807	454502	31.1	0.02642	91355	451077	30.0	0.01495	92274	458301	32.6
55-60	0.03317	89839	442185	26.7	0.03089	88942	438122	25.7	0.03624	90895	446979	28.1
60-65	0.04598	86859	424858	22.5	0.04547	86195	421875	21.4	0.04658	87601	428156	24.0
65-70	0.06913	82865	400890	18.5	0.07794	82276	396330	17.3	0.05978	83520	405896	20.1
70-75	0.10805	77137	366210	14.7	0.10818	75863	360112	13.6	0.10794	78528	372897	16.2
75-80	0.18028	68802	315123	11.1	0.19909	67656	307450	9.9	0.16183	70052	323354	12.8
80+85	0.32378	56398	238045	8.0	0.39423	54187	219659	6.7	0.25924	58715	256682	9.8
85+	...	38138	211657	5.5	...	32825	142866	4.4	...	43494	317384	7.3

Jammu & Kashmir, 2010-14

Age-Interval x to x+n	Total				Male				Female			
	nq _x	lx	nL _x	e _x	nq _x	lx	nL _x	e _x	nq _x	lx	nL _x	e _x
Total												
0-1	0.04473	100000	96292	72.6	0.04376	100000	96361	70.9	0.04583	100000	96276	74.9
1-5	0.00363	95527	381248	75.0	0.00427	95624	381485	73.2	0.00295	95417	380950	77.5
5-10	0.00319	95180	475141	71.2	0.00389	95216	475154	69.5	0.00235	95135	475118	73.7
10-15	0.00290	94876	473694	66.5	0.00300	94845	473517	64.7	0.00280	94912	473897	68.8
15-20	0.00339	94601	472219	61.6	0.00374	94561	471944	59.9	0.00300	94647	472533	64.0
20-25	0.00364	94280	470569	56.8	0.00409	94207	470111	55.1	0.00324	94363	471064	59.2
25-30	0.00489	93937	468599	52.0	0.00603	93822	467782	50.3	0.00374	94057	469441	54.4
30-35	0.00713	93478	465826	47.3	0.00871	93256	464356	45.6	0.00539	93705	467356	49.6
35-40	0.01040	92811	461764	42.6	0.01159	92443	459652	41.0	0.00916	93200	463997	44.9
40-45	0.01317	91846	456367	38.0	0.01480	91372	453678	36.5	0.01139	92346	459216	40.2
45-50	0.01991	90637	448947	33.5	0.02383	90020	445030	32.0	0.01568	91295	453138	35.7
50-55	0.02823	88832	438374	29.1	0.02959	87875	433359	27.7	0.02647	89863	443854	31.2
55-60	0.05225	86325	421134	24.9	0.06069	85275	414353	23.4	0.04365	87484	428534	27.0
60-65	0.07102	81814	395258	21.1	0.07655	80100	385885	19.8	0.06517	83666	405382	23.1
65-70	0.10613	76004	361060	17.5	0.12082	73968	348694	16.2	0.08927	78213	374780	19.5
70-75	0.17272	67938	311666	14.3	0.17853	65031	297389	13.1	0.16667	71231	327875	16.2
75-80	0.24460	56204	246942	11.7	0.27537	53421	230824	10.4	0.21087	59359	265524	13.9
80+85	0.30739	42457	179468	9.7	0.35622	38711	158881	8.3	0.25497	46842	204089	11.9
85+	...	29406	233253	7.9	...	24921	163585	6.6	...	34899	353695	10.1
Rural												
0-1	0.04683	100000	96146	71.6	0.04545	100000	96242	70.2	0.04841	100000	96104	73.6
1-5	0.00411	95317	380292	74.1	0.00494	95455	380646	72.5	0.00315	95159	379870	76.3
5-10	0.00359	94925	473772	70.4	0.00459	94983	473823	68.9	0.00250	94859	473704	72.6
10-15	0.00290	94584	472235	65.7	0.00275	94547	472084	64.2	0.00310	94622	472379	67.7
15-20	0.00344	94310	470755	60.8	0.00364	94287	470602	59.3	0.00329	94329	470878	62.9
20-25	0.00374	93985	469074	56.0	0.00399	93943	468824	54.5	0.00349	94019	469279	58.1
25-30	0.00504	93633	467057	51.2	0.00648	93568	466431	49.8	0.00369	93690	467621	53.3
30-35	0.00762	93162	464154	46.5	0.00931	92962	462760	45.1	0.00578	93344	465490	48.5
35-40	0.01159	92451	459717	41.8	0.01233	92097	457771	40.5	0.01080	92804	461673	43.8
40-45	0.01440	91380	453764	37.3	0.01618	90961	451322	35.9	0.01247	91802	456255	39.2
45-50	0.02070	90064	445945	32.8	0.02383	89490	442392	31.5	0.01726	90657	449657	34.7
50-55	0.03090	88200	434721	28.4	0.03115	87358	430511	27.2	0.03061	89092	439199	30.3
55-60	0.05547	85475	416286	24.3	0.06290	84637	410777	23.0	0.04818	86365	422057	26.1
60-65	0.07368	80733	389533	20.5	0.07809	79313	381867	19.3	0.06905	82203	397467	22.3
65-70	0.11386	74785	353902	16.9	0.13132	73119	342798	15.7	0.09341	76528	366011	18.8
70-75	0.18092	66270	302698	13.8	0.17928	63518	290427	12.7	0.18265	69379	316571	15.4
75-80	0.26372	54280	235787	11.2	0.30538	52130	221226	9.9	0.21701	56707	252686	13.3
80+85	0.32246	39966	167327	9.4	0.36749	36211	147594	8.2	0.27171	44401	191403	11.3
85+	...	27078	207336	7.7	...	22903	149175	6.5	...	32337	309815	9.6
Urban												
0-1	0.03395	100000	97081	76.2	0.03480	100000	97016	73.6	0.03308	100000	97186	79.6
1-5	0.00148	96605	386070	77.9	0.00100	96520	385844	75.3	0.00200	96692	386279	81.4
5-10	0.00130	96462	481998	74.0	0.00105	96424	481865	71.3	0.00165	96499	482096	77.5
10-15	0.00285	96337	480999	69.1	0.00419	96322	480603	66.4	0.00130	96340	481385	72.7
15-20	0.00310	96063	479580	64.3	0.00429	95919	478569	61.7	0.00175	96214	480671	67.7
20-25	0.00334	95765	478048	59.5	0.00444	95507	476481	56.9	0.00225	96046	479729	62.9
25-30	0.00434	95445	476234	54.7	0.00464	95083	474354	52.2	0.00404	95830	478233	58.0
30-35	0.00563	95031	473868	49.9	0.00703	94642	471644	47.4	0.00419	95443	476222	53.2
35-40	0.00703	94495	470889	45.2	0.00946	93977	467740	42.7	0.00444	95043	474219	48.4
40-45	0.00961	93831	467075	40.5	0.01085	93088	463108	38.1	0.00832	94621	471292	43.6
45-50	0.01775	92930	460792	35.8	0.02383	92079	455280	33.5	0.01159	93834	466605	39.0
50-55	0.02148	91280	451855	31.4	0.02554	89884	444065	29.2	0.01677	92747	460156	34.4
55-60	0.04376	89319	437651	27.1	0.05521	87588	426809	24.9	0.03106	91191	449538	29.9
60-65	0.06342	85411	414141	23.2	0.07223	82753	399285	21.2	0.05391	88359	430718	25.8
65-70	0.08525	79994	383961	19.6	0.09150	76775	367418	17.7	0.07831	83595	402595	22.1
70-75	0.15060	73175	339510	16.2	0.17621	69750	318909	14.2	0.12583	77049	362421	18.8
75-80	0.18704	62154	282165	13.6	0.18098	57459	261879	11.7	0.19320	67355	304537	16.1
80+85	0.25775	50529	220110	11.1	0.31512	47060	197966	8.7	0.20545	54342	243981	14.4
85+	...	37505	341290	9.1	...	32231	212260	6.6	...	43177	537084	12.4

Jharkhand, 2010-14

Age-Interval x to x _{x+n}	Total				Male				Female			
	nq _x	lx	nL _x	e _x	nq _x	lx	nL _x	e _x	nq _x	lx	nL _x	e _x
Total												
0-1	0.03778	100000	96793	66.6	0.03663	100000	96878	66.2	0.03908	100000	96746	66.9
1-5	0.01384	96222	381611	68.2	0.01069	96337	382818	67.7	0.01725	96092	380160	68.6
5-10	0.00673	94890	472856	65.1	0.00653	95307	474981	64.5	0.00693	94435	470540	65.8
10-15	0.00509	94252	470061	60.5	0.00678	94685	471821	59.9	0.00329	93781	468132	61.2
15-20	0.00613	93773	467475	55.8	0.00772	94043	468428	55.2	0.00429	93472	466424	56.4
20-25	0.00777	93198	464243	51.2	0.00822	93317	464684	50.7	0.00737	93071	463767	51.6
25-30	0.00961	92473	460215	46.5	0.00856	92551	460820	46.1	0.01069	92384	459545	47.0
30-35	0.01149	91585	455415	42.0	0.01124	91758	456393	41.4	0.01178	91396	454336	42.5
35-40	0.01691	90533	449000	37.4	0.02030	90726	449245	36.9	0.01341	90320	448680	38.0
40-45	0.01966	89002	440792	33.0	0.02054	88885	440014	32.6	0.01868	89108	441534	33.4
45-50	0.02691	87252	430879	28.6	0.03173	87059	428917	28.2	0.02168	87444	432909	29.0
50-55	0.05547	84904	413483	24.3	0.05413	84296	410721	24.0	0.05715	85547	416422	24.6
55-60	0.06286	80194	388942	20.6	0.06878	79733	385637	20.3	0.05832	80659	392003	20.9
60-65	0.10628	75154	357201	16.8	0.11021	74249	352103	16.6	0.10182	75955	361888	17.1
65-70	0.17260	67166	308155	13.5	0.17734	66067	302271	13.3	0.16801	68221	313845	13.7
70-75	0.24549	55574	244014	10.8	0.24855	54351	238501	10.6	0.24246	56759	249351	10.9
75-80	0.30521	41931	177943	8.5	0.34069	40842	169380	8.3	0.27094	42998	186395	8.6
80+85	0.47932	29133	109445	6.1	0.47729	26927	101268	6.3	0.48140	31348	117632	5.9
85+	...	15169	68177	4.5	...	14075	67411	4.8	...	16257	67404	4.1
Rural												
0-1	0.04010	100000	96623	65.6	0.03874	100000	96722	65.4	0.04164	100000	96564	65.8
1-5	0.01577	95990	380226	67.3	0.01219	96126	381619	67.0	0.01963	95836	378559	67.6
5-10	0.00772	94477	470561	64.4	0.00767	94955	472953	63.8	0.00782	93955	467937	64.9
10-15	0.00568	93747	467405	59.9	0.00752	94226	469360	59.3	0.00369	93220	465240	60.4
15-20	0.00633	93215	464645	55.2	0.00866	93518	465586	54.7	0.00374	92876	463565	55.6
20-25	0.00842	92625	461232	50.5	0.00876	92708	461468	50.2	0.00802	92528	460955	50.8
25-30	0.00921	91845	457170	45.9	0.00703	91895	457894	45.6	0.01134	91786	456425	46.2
30-35	0.01198	90999	452416	41.3	0.01124	91250	453909	40.9	0.01277	90745	450893	41.7
35-40	0.01780	89909	445707	36.8	0.02050	90224	446696	36.3	0.01509	89587	444681	37.2
40-45	0.02015	88309	437270	32.4	0.01961	88375	437728	32.0	0.02069	88235	436753	32.8
45-50	0.02955	86529	426800	28.0	0.03571	86641	426123	27.6	0.02291	86409	427528	28.4
50-55	0.05849	83973	408280	23.8	0.05692	83547	406431	23.5	0.06060	84430	410273	24.0
55-60	0.06464	79061	383106	20.1	0.07092	78792	380639	19.8	0.06012	79313	385160	20.4
60-65	0.11210	73950	350514	16.3	0.11198	73204	346918	16.1	0.11220	74545	353365	16.5
65-70	0.18233	65661	299665	13.1	0.19063	65007	295409	12.8	0.17483	66181	303204	13.3
70-75	0.25777	53689	233936	10.4	0.26416	52614	228671	10.2	0.25164	54611	238495	10.5
75-80	0.31427	39850	168216	8.1	0.35623	38716	158911	7.9	0.27383	40869	176991	8.2
80+85	0.50870	27326	100329	5.7	0.50048	24924	91997	6.0	0.51752	29678	108336	5.4
85+	...	13425	54930	4.1	...	12450	56624	4.5	...	14319	51226	3.6
Urban												
0-1	0.02554	100000	97742	71.5	0.02509	100000	97779	70.5	0.02603	100000	97731	72.6
1-5	0.00315	97446	389039	72.3	0.00276	97491	389313	71.3	0.00363	97397	388699	73.5
5-10	0.00200	97139	485208	68.6	0.00140	97222	485772	67.5	0.00270	97044	484564	69.8
10-15	0.00225	96945	484178	63.7	0.00310	97086	484681	62.5	0.00135	96782	483584	64.9
15-20	0.00509	96727	482492	58.8	0.00369	96786	483085	57.7	0.00678	96651	481789	60.0
20-25	0.00539	96235	479960	54.1	0.00603	96428	480845	52.9	0.00474	95996	478864	55.4
25-30	0.01109	95716	476055	49.4	0.01366	95847	476125	48.2	0.00842	95541	475783	50.7
30-35	0.00980	94655	470991	44.9	0.01134	94537	470084	43.9	0.00807	94737	471753	46.1
35-40	0.01376	93727	465563	40.3	0.01972	93465	462990	39.3	0.00742	93973	468168	41.4
40-45	0.01779	92437	458149	35.9	0.02366	91623	452635	35.1	0.01129	93275	463925	36.7
45-50	0.01775	90792	450244	31.5	0.01819	89455	443417	30.9	0.01722	92222	457606	32.1
50-55	0.04611	89180	436550	27.0	0.04554	87827	430104	26.4	0.04682	90634	443448	27.6
55-60	0.05653	85068	413829	23.2	0.06241	83827	406846	22.5	0.05066	86391	421188	23.8
60-65	0.08446	80260	385375	19.4	0.10371	78595	373574	18.9	0.06244	82015	398222	20.0
65-70	0.13400	73481	344029	15.9	0.13297	70444	329483	15.7	0.13527	76893	360542	16.1
70-75	0.19418	63635	288171	13.0	0.18699	61077	277810	12.8	0.20191	66492	299668	13.2
75-80	0.26897	51278	222170	10.5	0.27894	49656	214084	10.1	0.25915	53067	231049	10.9
80+85	0.35764	37486	153460	8.4	0.37067	35805	145525	8.0	0.34612	39315	161955	8.9
85+	...	24079	162865	6.8	...	22533	141392	6.3	...	25707	187066	7.3

Karnataka, 2010-14

Age-Interval x to x+n	Total				Male				Female			
	nq _x	lx	_n L _x	e _x	nq _x	lx	_n L _x	e _x	nq _x	lx	_n L _x	e _x
Total												
0-1	0.03211	100000	97222	68.8	0.03100	100000	97308	66.9	0.03330	100000	97169	70.8
1-5	0.00534	96789	385891	70.1	0.00487	96900	386449	68.0	0.00586	96670	385247	72.3
5-10	0.00280	96272	480685	66.5	0.00280	96428	481467	64.4	0.00285	96104	479835	68.7
10-15	0.00290	96002	479317	61.7	0.00394	96159	479846	59.5	0.00175	95830	478732	63.9
15-20	0.00564	95724	477375	56.8	0.00529	95780	477700	54.8	0.00603	95663	477032	59.0
20-25	0.00718	95185	474290	52.1	0.00757	95273	474676	50.0	0.00678	95085	473846	54.3
25-30	0.00951	94502	470356	47.5	0.01139	94552	470221	45.4	0.00762	94441	470434	49.7
30-35	0.01193	93604	465341	42.9	0.01539	93475	463969	40.9	0.00832	93721	466693	45.1
35-40	0.01588	92487	458921	38.4	0.02207	92037	455342	36.5	0.00961	92942	462560	40.4
40-45	0.02060	91018	450659	34.0	0.02792	90006	444041	32.3	0.01322	92049	457411	35.8
45-50	0.03147	89144	439062	29.6	0.04064	87493	428932	28.1	0.02217	90832	449460	31.2
50-55	0.04017	86338	423491	25.5	0.04879	83937	409964	24.2	0.03022	88819	437814	26.9
55-60	0.06462	82870	401742	21.5	0.08103	79841	383933	20.3	0.05015	86135	420578	22.6
60-65	0.09033	77514	371055	17.8	0.10926	73372	347648	16.9	0.07155	81816	395510	18.7
65-70	0.14727	70513	327780	14.3	0.16095	65355	301493	13.6	0.13365	75962	355856	14.9
70-75	0.20145	60128	271342	11.3	0.23067	54836	243533	10.7	0.17672	65810	300987	11.8
75-80	0.30997	48016	203746	8.5	0.35047	42187	174107	8.2	0.27680	54179	234950	8.8
80+85	0.46817	33132	126183	6.2	0.47794	27402	103243	6.2	0.46080	39183	150524	6.1
85+	...	17621	78656	4.5	...	14305	66722	4.7	...	21127	90025	4.3
Rural												
0-1	0.03669	100000	96874	67.3	0.03579	100000	96941	65.1	0.03762	100000	96851	69.6
1-5	0.00566	96331	383985	68.8	0.00510	96421	384476	66.5	0.00626	96238	383426	71.3
5-10	0.00324	95786	478154	65.2	0.00354	95929	478794	62.8	0.00285	95636	477501	67.8
10-15	0.00315	95475	476626	60.4	0.00424	95589	476931	58.0	0.00190	95364	476368	63.0
15-20	0.00723	95175	474304	55.6	0.00658	95183	474461	53.3	0.00797	95183	474245	58.1
20-25	0.00896	94487	470402	51.0	0.00990	94557	470598	48.6	0.00807	94424	470227	53.5
25-30	0.01173	93641	465552	46.4	0.01470	93621	464842	44.1	0.00861	93663	466306	48.9
30-35	0.01391	92542	459594	42.0	0.01893	92245	457039	39.7	0.00871	92856	462287	44.3
35-40	0.01760	91255	452414	37.5	0.02490	90499	447051	35.4	0.01050	92047	457937	39.7
40-45	0.02275	89649	443427	33.1	0.02963	88246	435004	31.2	0.01598	91081	452017	35.1
45-50	0.03549	87609	430668	28.8	0.04635	85631	418675	27.1	0.02476	89625	442886	30.6
50-55	0.04459	84500	413556	24.8	0.05483	81662	397629	23.3	0.03245	87406	430388	26.3
55-60	0.07011	80732	390353	20.8	0.08790	77185	369928	19.5	0.05552	84570	411902	22.1
60-65	0.10230	75072	357221	17.2	0.12569	70401	330788	16.1	0.07982	79874	384529	18.3
65-70	0.16091	67392	310902	13.9	0.17898	61552	281042	13.1	0.14309	73499	342570	14.6
70-75	0.21706	56548	252714	11.0	0.24895	50535	221880	10.3	0.19084	62982	285562	11.6
75-80	0.31111	44273	187579	8.4	0.36307	37954	155217	7.9	0.26922	50963	221792	8.8
80+85	0.47847	30499	115077	6.0	0.49361	24174	89854	6.0	0.46663	37243	142201	6.0
85+	...	15906	69263	4.4	...	12242	55686	4.5	...	19864	82193	4.1
Urban												
0-1	0.02358	100000	97902	71.9	0.02242	100000	97998	70.5	0.02489	100000	97822	73.3
1-5	0.00479	97642	389436	72.6	0.00443	97758	389986	71.2	0.00514	97511	388784	74.2
5-10	0.00210	97174	485361	68.9	0.00135	97325	486296	67.5	0.00290	97010	484347	70.5
10-15	0.00250	96970	484247	64.1	0.00339	97194	485143	62.6	0.00150	96729	483282	65.7
15-20	0.00250	96728	483060	59.2	0.00275	96864	483649	57.8	0.00230	96584	482417	60.8
20-25	0.00389	96487	481562	54.4	0.00315	96598	482276	52.9	0.00459	96362	480794	56.0
25-30	0.00598	96111	479216	49.6	0.00583	96294	480200	48.1	0.00613	95920	478190	51.2
30-35	0.00891	95536	475690	44.9	0.01010	95732	476465	43.3	0.00767	95332	474871	46.5
35-40	0.01322	94685	470459	40.2	0.01785	94765	469908	38.8	0.00817	94600	471086	41.9
40-45	0.01716	93433	463355	35.7	0.02529	93073	459733	34.4	0.00862	93828	467242	37.2
45-50	0.02456	91830	453795	31.3	0.03117	90719	446737	30.2	0.01736	93019	461430	32.5
50-55	0.03274	89575	440992	27.0	0.03825	87891	431569	26.1	0.02666	91404	451315	28.0
55-60	0.05408	86642	422123	22.9	0.06920	84530	408779	22.1	0.03878	88967	436694	23.7
60-65	0.06832	81956	396559	19.0	0.08027	78680	378172	18.5	0.05574	85517	416652	19.5
65-70	0.11743	76357	360672	15.2	0.12209	72364	340974	14.9	0.11272	80751	382442	15.5
70-75	0.16747	67391	310388	11.9	0.19272	63530	288695	11.6	0.14481	71649	333936	12.2
75-80	0.30711	56105	238981	8.8	0.31938	51286	216266	8.7	0.29664	61273	263273	8.8
80+85	0.44541	38874	151092	6.5	0.44186	34906	135487	6.6	0.44844	43097	167807	6.4
85+	...	21559	101197	4.7	...	19482	95882	4.9	...	23771	107359	4.5

Kerala, 2010-14

Age-Interval x to x+n	Total				Male				Female			
	nq _x	lx	_n L _x	e _x	nq _x	lx	_n L _x	e _x	nq _x	lx	_n L _x	e _x
Total												
0-1	0.01179	100000	98911	74.9	0.01064	100000	99013	72.0	0.01300	100000	98815	77.8
1-5	0.00112	98821	395020	74.8	0.00104	98936	395498	71.8	0.00124	98700	394493	77.8
5-10	0.00095	98710	493318	70.9	0.00090	98833	493942	67.8	0.00100	98577	492640	73.9
10-15	0.00145	98617	492726	66.0	0.00165	98744	493312	62.9	0.00125	98479	492086	69.0
15-20	0.00280	98474	491744	61.1	0.00339	98581	492165	58.0	0.00215	98356	491280	64.1
20-25	0.00444	98198	489961	56.2	0.00658	98246	489720	53.2	0.00245	98144	490148	59.2
25-30	0.00539	97762	487536	51.5	0.00742	97600	486231	48.5	0.00359	97904	488686	54.4
30-35	0.00648	97236	484665	46.7	0.00881	96875	482334	43.9	0.00449	97552	486703	49.6
35-40	0.00871	96606	481031	42.0	0.01258	96022	477262	39.2	0.00539	97114	484315	44.8
40-45	0.01213	95764	476101	37.4	0.01785	94814	470089	34.7	0.00718	96591	481349	40.0
45-50	0.01918	94602	468763	32.8	0.02617	93122	459874	30.3	0.01297	95898	476591	35.3
50-55	0.02676	92788	458122	28.4	0.03767	90685	445414	26.0	0.01647	94654	469609	30.7
55-60	0.04249	90305	442614	24.1	0.05874	87268	424368	21.9	0.02750	93095	459576	26.2
60-65	0.06722	86468	418742	20.0	0.09110	82142	393010	18.1	0.04390	90535	443546	21.8
65-70	0.10256	80655	383838	16.3	0.13078	74659	350081	14.7	0.07763	86561	417364	17.7
70-75	0.16313	72384	333927	12.9	0.20423	64895	292706	11.5	0.13026	79842	374930	14.0
75-80	0.25097	60576	266248	9.9	0.30550	51642	219482	8.8	0.21168	69441	312424	10.7
80+85	0.38929	45373	182852	7.3	0.44632	35865	138579	6.5	0.34991	54742	226894	7.8
85+	...	27710	148001	5.3	...	19858	96209	4.8	...	35587	200684	5.6
Rural												
0-1	0.01276	100000	98825	74.9	0.01160	100000	98928	71.7	0.01400	100000	98729	78.1
1-5	0.00100	98724	394661	74.9	0.00072	98840	395189	71.6	0.00128	98600	394085	78.2
5-10	0.00090	98626	492906	71.0	0.00100	98768	493595	67.6	0.00080	98474	492173	74.3
10-15	0.00115	98537	492401	66.0	0.00115	98670	493065	62.7	0.00110	98395	491705	69.4
15-20	0.00245	98424	491580	61.1	0.00280	98556	492192	57.7	0.00210	98287	490946	64.4
20-25	0.00419	98183	489951	56.2	0.00653	98281	489931	52.9	0.00205	98081	489922	59.6
25-30	0.00534	97771	487602	51.5	0.00757	97639	486399	48.2	0.00344	97880	488611	54.7
30-35	0.00673	97249	484679	46.7	0.00931	96900	482343	43.6	0.00444	97543	486668	49.9
35-40	0.00886	96595	480947	42.0	0.01312	95998	477031	39.0	0.00524	97110	484319	45.1
40-45	0.01277	95739	475829	37.4	0.01976	94738	469295	34.4	0.00668	96601	481494	40.3
45-50	0.01918	94516	468313	32.8	0.02817	92866	458117	30.1	0.01124	95956	477273	35.6
50-55	0.02652	92704	457777	28.4	0.03786	90250	443224	25.9	0.01583	94877	470902	30.9
55-60	0.04403	90245	441989	24.1	0.06195	86833	421586	21.8	0.02740	93375	460971	26.4
60-65	0.06595	86272	418034	20.1	0.09118	81453	389668	18.1	0.04159	90817	445405	22.0
65-70	0.10445	80583	383103	16.3	0.13518	74026	346268	14.6	0.07693	87040	419828	17.9
70-75	0.15828	72166	333692	12.9	0.20016	64019	289260	11.5	0.12505	80343	378274	14.2
75-80	0.24743	60743	267629	9.9	0.30098	51205	218385	8.7	0.20869	70296	316847	10.8
80+85	0.38917	45713	184356	7.2	0.45499	35793	137571	6.4	0.34257	55626	231714	7.9
85+	...	27923	147014	5.3	...	19508	90053	4.6	...	36570	210100	5.7
Urban												
0-1	0.00930	100000	99134	75.0	0.00813	100000	99241	72.7	0.01049	100000	99037	77.1
1-5	0.00148	99070	395933	74.7	0.00188	99187	396307	72.3	0.00104	98951	395548	77.0
5-10	0.00115	98924	494334	70.8	0.00070	99001	494832	68.4	0.00160	98848	493847	73.0
10-15	0.00215	98810	493519	65.9	0.00280	98932	493967	63.5	0.00150	98690	493082	68.1
15-20	0.00364	98598	492153	61.0	0.00489	98655	492156	58.7	0.00235	98542	492173	63.2
20-25	0.00499	98238	490007	56.2	0.00668	98173	489274	53.9	0.00339	98311	490758	58.4
25-30	0.00544	97748	487432	51.5	0.00712	97517	485864	49.3	0.00399	97977	488933	53.6
30-35	0.00593	97217	484694	46.8	0.00752	96822	482359	44.6	0.00459	97586	486844	48.8
35-40	0.00837	96640	481277	42.0	0.01134	96094	477872	39.9	0.00573	97138	484368	44.0
40-45	0.01070	95832	476769	37.4	0.01336	95004	472010	35.4	0.00837	96581	481068	39.2
45-50	0.01913	94807	469843	32.8	0.02139	93735	464075	30.8	0.01711	95773	475022	34.5
50-55	0.02734	92993	458957	28.3	0.03714	91730	450701	26.4	0.01809	94134	466574	30.1
55-60	0.03865	90451	444158	24.1	0.05077	88323	431166	22.3	0.02774	92431	456259	25.6
60-65	0.07018	86955	420554	19.9	0.09089	83838	401258	18.4	0.04931	89867	439157	21.3
65-70	0.09794	80853	385727	16.2	0.11977	76219	359540	15.0	0.07934	85436	411577	17.2
70-75	0.17547	72934	334492	12.7	0.21429	67090	301334	11.6	0.14366	78657	366877	13.5
75-80	0.25991	60136	262693	9.8	0.31700	52713	221973	9.1	0.21932	67358	301675	10.3
80+85	0.38970	44506	179026	7.4	0.41929	36003	141452	7.2	0.37093	52585	214863	7.4
85+	...	27162	150156	5.5	...	20907	116457	5.6	...	33079	176180	5.3

Madhya Pradesh, 2010-14

Age-Interval x to x+n	Total				Male				Female			
	nq_x	lx	_nL_x	e_x	nq_x	lx	_nL_x	e_x	nq_x	lx	_nL_x	e_x
Total												
0-1	0.06079	100000	95242	64.2	0.05900	100000	95351	62.5	0.06282	100000	95216	66.0
1-5	0.01791	93921	371426	67.3	0.01490	94100	372859	65.4	0.02115	93718	369761	69.5
5-10	0.00693	92238	459594	64.5	0.00678	92698	461918	62.4	0.00717	91736	457033	66.9
10-15	0.00489	91599	456877	59.9	0.00499	92070	459200	57.8	0.00474	91078	454309	62.4
15-20	0.00911	91152	453824	55.2	0.00921	91610	456086	53.1	0.00901	90646	451330	57.7
20-25	0.01129	90321	449110	50.7	0.01149	90767	451318	48.5	0.01109	89829	446659	53.2
25-30	0.01198	89302	443884	46.2	0.01435	89724	445521	44.1	0.00936	88833	442066	48.7
30-35	0.01445	88232	438055	41.8	0.01843	88436	438250	39.7	0.01000	88002	437830	44.2
35-40	0.01676	86957	431223	37.4	0.02265	86806	429227	35.4	0.01064	87122	433339	39.6
40-45	0.01947	85500	423544	32.9	0.02524	84840	419085	31.1	0.01307	86195	428323	35.0
45-50	0.03148	83835	413022	28.5	0.04023	82699	405687	26.9	0.02212	85068	420982	30.4
50-55	0.04597	81196	397047	24.4	0.05634	79372	386154	22.9	0.03273	83186	409469	26.1
55-60	0.05703	77464	376917	20.4	0.07378	74900	361447	19.1	0.04297	80463	394236	21.9
60-65	0.10130	73046	348201	16.5	0.12314	69374	326920	15.4	0.07650	77006	371687	17.7
65-70	0.17255	65647	301497	13.1	0.19806	60832	275390	12.2	0.14799	71115	331166	14.0
70-75	0.26332	54320	236577	10.2	0.29605	48783	208162	9.6	0.23055	60590	269154	10.9
75-80	0.36045	40016	163740	8.0	0.39319	34341	137192	7.6	0.32897	46621	195053	8.4
80+85	0.49307	25592	94992	6.1	0.51574	20838	75749	5.9	0.47206	31284	118361	6.3
85+	...	12974	61152	4.7	...	10091	46583	4.6	...	16516	78707	4.8
Rural												
0-1	0.06664	100000	94896	63.0	0.06513	100000	94983	61.3	0.06834	100000	94909	65.0
1-5	0.02037	93336	368501	66.5	0.01635	93487	370061	64.5	0.02464	93166	366723	68.7
5-10	0.00782	91435	455387	63.8	0.00712	91959	458155	61.6	0.00856	90870	452404	66.4
10-15	0.00524	90720	452412	59.3	0.00539	91303	455288	57.0	0.00514	90092	449302	62.0
15-20	0.00966	90245	449205	54.6	0.00961	90812	452027	52.3	0.00971	89629	446137	57.3
20-25	0.01277	89373	444075	50.1	0.01243	89939	447001	47.8	0.01311	88759	440895	52.8
25-30	0.01277	88232	438382	45.7	0.01494	88822	440910	43.3	0.01035	87595	435669	48.5
30-35	0.01538	87106	432263	41.3	0.01961	87495	433345	39.0	0.01079	86689	431119	43.9
35-40	0.01784	85766	425077	36.9	0.02431	85779	423769	34.7	0.01129	85753	426403	39.4
40-45	0.02016	84235	417146	32.5	0.02514	83694	413448	30.5	0.01455	84785	421018	34.8
45-50	0.03376	82537	406180	28.1	0.04388	81589	399590	26.2	0.02285	83552	413260	30.3
50-55	0.04692	79751	389744	24.0	0.05997	78009	378771	22.3	0.03011	81643	402361	25.9
55-60	0.05703	76010	369875	20.1	0.07528	73331	353645	18.5	0.04274	79184	388066	21.7
60-65	0.10708	71675	340792	16.1	0.13447	67811	317839	14.8	0.07595	75800	366009	17.5
65-70	0.18294	64000	292270	12.7	0.21448	58692	263246	11.7	0.15246	70043	325473	13.7
70-75	0.27358	52292	226251	10.0	0.31491	46104	194253	9.2	0.23324	59364	263284	10.7
75-80	0.36967	37986	154481	7.8	0.40425	31585	125142	7.3	0.33621	45518	189659	8.2
80+85	0.51080	23943	87603	5.9	0.53545	18817	67210	5.6	0.48839	30214	112963	6.1
85+	...	11713	52791	4.5	...	8741	38722	4.4	...	15458	70062	4.5
Urban												
0-1	0.03620	100000	96911	68.9	0.03404	100000	97074	67.4	0.03871	100000	96772	70.6
1-5	0.00772	96380	383693	70.5	0.00911	96596	384227	68.8	0.00622	96129	382999	72.4
5-10	0.00359	95636	477321	67.1	0.00544	95716	477278	65.4	0.00160	95532	477276	68.9
10-15	0.00334	95292	475665	62.3	0.00349	95196	475146	60.8	0.00315	95379	476145	64.0
15-20	0.00718	94974	473253	57.5	0.00762	94863	472633	56.0	0.00668	95079	473854	59.2
20-25	0.00633	94292	470004	52.9	0.00817	94140	468855	51.4	0.00454	94444	471148	54.6
25-30	0.00966	93695	466326	48.2	0.01257	93371	464065	46.8	0.00673	94015	468562	49.8
30-35	0.01163	92791	461322	43.7	0.01514	92197	457586	42.4	0.00767	93383	465157	45.1
35-40	0.01336	91711	455589	39.1	0.01770	90801	450153	38.0	0.00861	92666	461355	40.5
40-45	0.01745	90486	448672	34.6	0.02553	89194	440493	33.6	0.00871	91868	457478	35.8
45-50	0.02471	88906	439439	30.2	0.02924	86917	428523	29.4	0.02002	91068	451345	31.1
50-55	0.04350	86709	424715	25.9	0.04661	84376	412696	25.2	0.03960	89244	437914	26.6
55-60	0.05691	82938	403406	22.0	0.06968	80443	388740	21.3	0.04392	85710	419619	22.6
60-65	0.08128	78218	376171	18.1	0.08395	74837	359199	17.7	0.07828	81946	395005	18.6
65-70	0.13555	71860	336586	14.5	0.13917	68555	320486	14.1	0.13209	75531	354433	14.9
70-75	0.22541	62120	276996	11.4	0.23032	59014	262592	11.0	0.22001	65554	293017	11.8
75-80	0.32511	48117	201511	8.9	0.35008	45422	187252	8.5	0.30177	51132	217232	9.4
80+85	0.43179	32474	126371	7.0	0.45040	29521	113380	6.7	0.41334	35702	140718	7.3
85+	...	18452	100573	5.5	...	16224	84188	5.2	...	20945	120377	5.7

Maharashtra, 2010-14

Age-Interval x to x _n	Total				Male				Female			
	nq _x	lx	_n L _x	e _x	nq _x	lx	_n L _x	e _x	nq _x	lx	_n L _x	e _x
Total												
0-1	0.02215	100000	98020	71.6	0.02176	100000	98053	69.9	0.02261	100000	98005	73.6
1-5	0.00307	97785	390413	72.3	0.00291	97824	390609	70.4	0.00319	97739	390172	74.3
5-10	0.00225	97484	486873	68.5	0.00240	97539	487111	66.6	0.00215	97427	486611	70.5
10-15	0.00210	97265	485815	63.6	0.00220	97305	485992	61.8	0.00200	97218	485603	65.6
15-20	0.00439	97061	484344	58.8	0.00384	97091	484620	56.9	0.00504	97023	484008	60.8
20-25	0.00683	96635	481613	54.0	0.00757	96718	481913	52.1	0.00613	96535	481217	56.1
25-30	0.00847	95975	477909	49.4	0.01060	95986	477508	47.5	0.00618	95943	478236	51.4
30-35	0.01020	95163	473481	44.8	0.01371	94969	471736	43.0	0.00648	95350	475246	46.7
35-40	0.01381	94192	467845	40.2	0.01868	93667	464127	38.5	0.00871	94732	471696	42.0
40-45	0.01731	92891	460623	35.7	0.02250	91917	454627	34.2	0.01178	93906	466918	37.3
45-50	0.02476	91284	451057	31.3	0.03191	89848	442426	29.9	0.01726	92800	460205	32.7
50-55	0.03326	89024	438073	27.0	0.04285	86981	425998	25.8	0.02275	91198	451110	28.3
55-60	0.04675	86063	420904	22.9	0.05830	83254	404787	21.9	0.03638	89123	438187	23.9
60-65	0.07788	82039	395350	18.9	0.08993	78401	375429	18.1	0.06548	85881	416521	19.7
65-70	0.12355	75650	356201	15.2	0.13837	71350	333319	14.6	0.10962	80258	380708	15.8
70-75	0.18816	66303	301708	12.0	0.20872	61477	276546	11.5	0.16933	71459	328548	12.5
75-80	0.28977	53828	231073	9.2	0.31600	48645	205236	8.9	0.26446	59359	258954	9.5
80+85	0.42457	38230	150166	6.9	0.43726	33273	129268	6.8	0.41187	43661	173342	7.0
85+	...	21999	112475	5.1	...	18724	96517	5.2	...	25679	130112	5.1
Rural												
0-1	0.02657	100000	97659	70.4	0.02652	100000	97663	68.4	0.02665	100000	97682	72.4
1-5	0.00347	97343	388550	71.3	0.00319	97348	388639	69.3	0.00379	97335	388411	73.4
5-10	0.00275	97005	484357	67.5	0.00324	97038	484401	65.5	0.00220	96966	484299	69.7
10-15	0.00215	96738	483172	62.7	0.00260	96723	482985	60.7	0.00170	96753	483355	64.8
15-20	0.00479	96531	481623	57.8	0.00414	96472	481457	55.9	0.00559	96589	481762	59.9
20-25	0.00807	96068	478525	53.1	0.00857	96072	478490	51.1	0.00757	96049	478479	55.3
25-30	0.01035	95293	474082	48.5	0.01253	95249	473417	46.5	0.00792	95322	474733	50.7
30-35	0.01228	94307	468738	44.0	0.01632	94056	466595	42.1	0.00822	94567	470945	46.0
35-40	0.01593	93149	462192	39.5	0.02079	92521	457988	37.7	0.01109	93790	466463	41.4
40-45	0.02089	91665	453775	35.1	0.02739	90597	447050	33.5	0.01416	92750	460660	36.8
45-50	0.02977	89750	442340	30.8	0.03650	88116	432830	29.3	0.02295	91437	452181	32.3
50-55	0.03558	87079	427946	26.7	0.04501	84900	415345	25.3	0.02558	89339	441197	28.0
55-60	0.05033	83980	409994	22.6	0.06503	81079	392894	21.4	0.03778	87053	427697	23.7
60-65	0.08167	79753	383580	18.6	0.09345	75806	362347	17.7	0.07006	83764	405305	19.5
65-70	0.12871	73240	343921	15.0	0.15153	68723	318754	14.3	0.10846	77896	369732	15.8
70-75	0.19504	63813	289382	11.9	0.20952	58309	262159	11.4	0.18162	69447	317394	12.4
75-80	0.31002	51367	217613	9.1	0.34063	46092	191419	8.7	0.27938	56834	245416	9.6
80+85	0.42036	35442	139472	7.1	0.43798	30392	118006	6.9	0.40232	40956	163320	7.3
85+	...	20544	110921	5.4	...	17081	90709	5.3	...	24478	134318	5.5
Urban												
0-1	0.01539	100000	98594	73.5	0.01442	100000	98679	71.9	0.01649	100000	98515	75.2
1-5	0.00236	98461	393288	73.6	0.00248	98558	393650	72.0	0.00220	98351	392863	75.4
5-10	0.00150	98229	490776	69.8	0.00105	98314	491313	68.2	0.00200	98135	490184	71.6
10-15	0.00200	98082	489918	64.9	0.00150	98211	490687	63.2	0.00250	97939	489082	66.7
15-20	0.00374	97886	488584	60.0	0.00344	98064	489573	58.3	0.00414	97694	487502	61.9
20-25	0.00514	97519	486399	55.2	0.00608	97726	487254	53.5	0.00419	97290	485433	57.1
25-30	0.00643	97018	483587	50.5	0.00842	97132	483713	48.8	0.00439	96882	483352	52.4
30-35	0.00797	96394	480140	45.8	0.01104	96314	479055	44.2	0.00454	96456	481210	47.6
35-40	0.01134	95626	475523	41.2	0.01637	95251	472477	39.7	0.00568	96019	478802	42.8
40-45	0.01282	94542	469796	36.6	0.01657	93691	464720	35.3	0.00881	95473	475354	38.0
45-50	0.01834	93330	462667	32.0	0.02628	92139	455070	30.9	0.00985	94631	470971	33.3
50-55	0.03036	91618	451586	27.6	0.04017	89718	440008	26.6	0.01899	93699	464500	28.6
55-60	0.04191	88836	435495	23.4	0.04971	86115	420469	22.6	0.03445	91920	452387	24.1
60-65	0.07230	85113	411320	19.3	0.08501	81834	392804	18.7	0.05822	88753	432028	19.9
65-70	0.11421	78959	373562	15.6	0.11645	74878	353876	15.1	0.11190	83586	395976	16.0
70-75	0.17506	69942	320278	12.2	0.20708	66158	297768	11.8	0.14657	74233	345076	12.6
75-80	0.24765	57697	254250	9.3	0.26181	52458	228784	9.2	0.23507	63353	281737	9.3
80+85	0.43235	43409	169953	6.5	0.43591	38724	150609	6.6	0.42901	48460	190978	6.4
85+	...	24641	110789	4.5	...	21844	103177	4.7	...	27670	119578	4.3

Odisha, 2010-14

Age-Interval x to x+n	Total				Male				Female			
	nq _x	lx	_n L _x	e _x	nq _x	lx	_n L _x	e _x	nq _x	lx	_n L _x	e _x
Total												
0-1	0.05151	100000	95831	65.8	0.05078	100000	95879	64.7	0.05232	100000	95851	67.1
1-5	0.01608	94849	375581	68.4	0.01572	94922	375958	67.1	0.01646	94768	375078	69.8
5-10	0.00603	93324	465214	65.5	0.00712	93430	465484	64.2	0.00494	93208	464890	66.9
10-15	0.00548	92761	462535	60.9	0.00568	92764	462502	59.6	0.00529	92748	462514	62.2
15-20	0.00742	92253	459632	56.2	0.00727	92237	459582	54.9	0.00757	92258	459628	57.5
20-25	0.00980	91568	455674	51.6	0.00990	91566	455667	50.3	0.00970	91559	455630	53.0
25-30	0.01158	90670	450772	47.1	0.01287	90659	450453	45.8	0.01045	90671	451009	48.5
30-35	0.01247	89620	445361	42.6	0.01381	89492	444453	41.4	0.01119	89723	446137	43.9
35-40	0.01514	88502	439295	38.1	0.01799	88257	437501	36.9	0.01228	88720	440954	39.4
40-45	0.02084	87162	431534	33.7	0.02510	86669	428199	32.5	0.01623	87630	434822	34.9
45-50	0.03162	85345	420370	29.3	0.03593	84493	415299	28.3	0.02691	86209	425588	30.4
50-55	0.04401	82646	404632	25.2	0.05195	81458	397315	24.3	0.03457	83889	412582	26.2
55-60	0.06528	79009	382921	21.2	0.07787	77226	371891	20.4	0.05415	80989	394762	22.0
60-65	0.10052	73851	351838	17.5	0.11172	71213	337105	16.9	0.08876	76603	367327	18.1
65-70	0.16070	66427	306568	14.2	0.16520	63257	291089	13.7	0.15614	69804	323137	14.6
70-75	0.22062	55752	248733	11.4	0.22998	52807	234497	10.9	0.21218	58904	263896	11.8
75-80	0.31829	43453	182872	8.9	0.34522	40662	168214	8.4	0.29365	46406	198299	9.3
80+85	0.43618	29622	114993	6.9	0.45590	26625	101873	6.6	0.41709	32779	128991	7.2
85+	...	16701	88556	5.3	...	14487	73449	5.1	...	19107	106194	5.6
Rural												
0-1	0.05422	100000	95654	65.2	0.05341	100000	95706	64.1	0.05510	100000	95676	66.5
1-5	0.01799	94578	374041	68.0	0.01772	94659	374428	66.7	0.01826	94490	373532	69.4
5-10	0.00643	92876	462889	65.2	0.00747	92981	463169	63.8	0.00529	92764	462596	66.6
10-15	0.00573	92279	460074	60.6	0.00593	92286	460064	59.3	0.00553	92274	460093	62.0
15-20	0.00757	91750	457096	55.9	0.00722	91739	457110	54.6	0.00797	91763	457080	57.3
20-25	0.01020	91055	453045	51.3	0.01010	91076	453196	50.0	0.01030	91032	452878	52.7
25-30	0.01223	90127	447932	46.8	0.01341	90156	447840	45.5	0.01119	90094	447980	48.3
30-35	0.01316	89025	442249	42.4	0.01435	88947	441618	41.1	0.01203	89086	442787	43.8
35-40	0.01568	87853	435958	37.9	0.01814	87671	434574	36.7	0.01331	88015	437217	39.3
40-45	0.02187	86475	427915	33.5	0.02681	86080	424942	32.3	0.01657	86843	430830	34.8
45-50	0.03206	84584	416524	29.2	0.03617	83773	411687	28.1	0.02769	85404	421468	30.3
50-55	0.04550	81872	400554	25.1	0.05356	80743	393533	24.1	0.03588	83040	408140	26.1
55-60	0.06640	78147	378504	21.1	0.07967	76418	367651	20.3	0.05510	80060	390012	22.0
60-65	0.10093	72958	347505	17.4	0.11364	70330	332603	16.8	0.08756	75649	362939	18.1
65-70	0.16270	65594	302420	14.1	0.16962	62337	286166	13.6	0.15574	69026	319659	14.6
70-75	0.22331	54922	244658	11.3	0.23350	51763	229393	10.9	0.21419	58276	260804	11.8
75-80	0.32285	42657	178973	8.9	0.35285	39677	163266	8.4	0.29529	45793	195466	9.3
80+85	0.43728	28885	112014	6.9	0.45624	25677	98179	6.6	0.41859	32271	126839	7.2
85+	...	16254	86643	5.3	...	13962	71684	5.1	...	18763	104057	5.5
Urban												
0-1	0.03238	100000	97201	69.8	0.03214	100000	97220	68.7	0.03264	100000	97219	71.0
1-5	0.00236	96762	386491	71.1	0.00152	96786	386784	69.9	0.00327	96736	386145	72.3
5-10	0.00369	96534	481780	67.2	0.00469	96639	482062	66.0	0.00265	96420	481461	68.6
10-15	0.00374	96178	479988	62.5	0.00394	96186	479981	61.3	0.00349	96165	479983	63.8
15-20	0.00638	95818	477645	57.7	0.00762	95807	477329	56.6	0.00499	95829	478000	59.0
20-25	0.00737	95206	474310	53.1	0.00886	95076	473322	52.0	0.00598	95351	475354	54.3
25-30	0.00812	94504	470631	48.4	0.01010	94234	468830	47.4	0.00633	94780	472413	49.6
30-35	0.00886	93737	466678	43.8	0.01109	93282	463938	42.9	0.00668	94180	469338	44.9
35-40	0.01228	92907	461813	39.2	0.01745	92247	457346	38.3	0.00688	93551	466248	40.1
40-45	0.01578	91766	455463	34.6	0.01706	90638	449536	34.0	0.01431	92908	461542	35.4
45-50	0.02925	90317	445419	30.2	0.03483	89091	438272	29.5	0.02280	91579	452945	30.9
50-55	0.03656	87676	430792	26.0	0.04387	85988	420988	25.5	0.02783	89491	441585	26.5
55-60	0.05866	84471	410889	21.9	0.06870	82216	397782	21.5	0.04765	87000	425653	22.2
60-65	0.09780	79516	379365	18.1	0.09893	76568	364696	17.9	0.09655	82854	396038	18.2
65-70	0.14689	71739	333360	14.7	0.13518	68993	322612	14.6	0.15895	74854	345581	14.9
70-75	0.20097	61201	276030	11.8	0.20513	59666	268754	11.5	0.19707	62956	284300	12.2
75-80	0.28678	48901	210126	9.2	0.29163	47427	203339	8.8	0.28245	50549	217645	9.5
80+85	0.42854	34878	136411	6.8	0.45337	33596	129179	6.3	0.40731	36271	143896	7.3
85+	...	19931	100937	5.1	...	18365	83760	4.6	...	21498	120604	5.6

Punjab, 2010-14

Age-Interval x to x_{x+n}	Total				Male				Female			
	nq_x	lx	nL_x	e_x	nq_x	lx	nL_x	e_x	nq_x	lx	nL_x	e_x
Total												
0-1	0.02820	100000	97529	71.6	0.02745	100000	97588	69.7	0.02904	100000	97494	73.8
1-5	0.00645	97180	387196	72.7	0.00339	97255	388218	70.6	0.01006	97096	385919	75.0
5-10	0.00190	96553	482308	69.1	0.00210	96925	484116	66.9	0.00160	96119	480212	71.8
10-15	0.00265	96370	481212	64.3	0.00315	96722	482847	62.0	0.00195	95966	479361	66.9
15-20	0.00544	96115	479386	59.4	0.00544	96417	480902	57.2	0.00544	95779	477705	62.0
20-25	0.00787	95592	476149	54.7	0.01000	95893	477212	52.5	0.00558	95258	474958	57.3
25-30	0.00851	94840	472234	50.1	0.01139	94934	472049	48.0	0.00539	94726	472374	52.6
30-35	0.01094	94032	467688	45.6	0.01470	93853	465946	43.5	0.00678	94216	469547	47.9
35-40	0.01371	93004	461966	41.0	0.01834	92474	458333	39.1	0.00881	93577	465887	43.2
40-45	0.01868	91729	454600	36.6	0.02700	90778	448087	34.8	0.00990	92753	461610	38.6
45-50	0.02783	90015	444164	32.2	0.03626	88327	433935	30.7	0.01894	91834	455216	33.9
50-55	0.03853	87510	429514	28.1	0.04563	85124	416300	26.8	0.03017	90095	444088	29.5
55-60	0.05223	84138	410290	24.1	0.06344	81240	394022	22.9	0.04089	87377	428421	25.4
60-65	0.07971	79744	383619	20.3	0.09767	76087	362673	19.3	0.06052	83804	407074	21.3
65-70	0.10900	73387	347929	16.8	0.12776	68655	322128	16.1	0.09057	78732	377069	17.5
70-75	0.17309	65388	299653	13.5	0.18728	59884	272013	13.1	0.15970	71602	330864	14.0
75-80	0.22835	54070	240211	10.8	0.23799	48669	214928	10.5	0.21865	60167	268868	11.2
80+85	0.34608	41724	172394	8.3	0.36134	37086	151591	8.0	0.32967	47011	196429	8.6
85+	...	27284	171856	6.3	...	23686	143794	6.1	...	31513	207535	6.6
Rural												
0-1	0.03139	100000	97278	70.4	0.03056	100000	97343	68.5	0.03238	100000	97238	72.4
1-5	0.00875	96861	385373	71.6	0.00419	96944	386787	69.6	0.01427	96762	383556	73.9
5-10	0.00235	96013	479502	68.2	0.00255	96538	482077	65.9	0.00215	95381	476394	70.9
10-15	0.00290	95788	478245	63.4	0.00344	96292	480633	61.1	0.00215	95176	475371	66.1
15-20	0.00564	95510	476313	58.6	0.00544	95961	478624	56.3	0.00583	94972	473550	61.2
20-25	0.00762	94972	473113	53.9	0.01084	95439	474774	51.5	0.00419	94418	471087	56.5
25-30	0.00861	94248	469299	49.3	0.01198	94404	469293	47.1	0.00504	94022	468996	51.8
30-35	0.01297	93436	464316	44.7	0.01691	93273	462634	42.6	0.00857	93548	465850	47.0
35-40	0.01686	92224	457400	40.3	0.02353	91696	453348	38.3	0.00995	92747	461495	42.4
40-45	0.02231	90669	448546	35.9	0.03176	89538	440856	34.2	0.01233	91824	456498	37.8
45-50	0.03220	88646	436476	31.7	0.03972	86694	425128	30.2	0.02443	90692	448436	33.2
50-55	0.04472	85792	419728	27.6	0.04949	83251	406325	26.4	0.03896	88477	434119	29.0
55-60	0.05473	81955	399060	23.8	0.06700	79130	383087	22.6	0.04280	85030	416352	25.1
60-65	0.08350	77470	371971	20.0	0.10334	73828	350933	19.0	0.06245	81391	394922	21.1
65-70	0.11382	71001	335749	16.6	0.13820	66199	308875	15.9	0.08996	76308	365529	17.3
70-75	0.17728	62920	287634	13.4	0.19590	57050	257813	13.0	0.16021	69444	320810	13.8
75-80	0.23340	51766	229265	10.7	0.24856	45874	201175	10.6	0.21790	58318	260825	10.9
80+85	0.34957	39683	163547	8.2	0.35667	34472	141176	8.3	0.34203	45611	189187	8.2
85+	...	25811	162675	6.3	...	22176	144288	6.5	...	30010	184738	6.2
Urban												
0-1	0.02284	100000	97963	73.7	0.02211	100000	98023	71.6	0.02366	100000	97920	76.2
1-5	0.00240	97716	390296	74.4	0.00200	97789	390683	72.2	0.00283	97634	389841	77.0
5-10	0.00110	97481	487139	70.6	0.00135	97593	487637	68.4	0.00080	97357	486593	73.3
10-15	0.00225	97374	486324	65.6	0.00270	97462	486651	63.5	0.00165	97280	485997	68.3
15-20	0.00509	97155	484674	60.8	0.00539	97199	484810	58.6	0.00474	97119	484596	63.4
20-25	0.00827	96661	481387	56.1	0.00857	96675	481419	53.9	0.00797	96659	481404	58.7
25-30	0.00836	95862	477298	51.5	0.01055	95847	476766	49.4	0.00598	95889	477932	54.2
30-35	0.00807	95060	473393	46.9	0.01143	94836	471472	44.9	0.00424	95315	475579	49.5
35-40	0.00906	94293	469415	42.3	0.01084	93752	466331	40.4	0.00713	94911	472916	44.7
40-45	0.01322	93439	464321	37.7	0.01982	92735	459476	35.8	0.00623	94235	469753	40.0
45-50	0.02134	92204	456427	33.1	0.03123	90898	447780	31.5	0.01070	93647	465961	35.2
50-55	0.03036	90236	444772	28.8	0.04036	88059	431816	27.4	0.01889	92646	459303	30.6
55-60	0.04834	87497	427625	24.6	0.05807	84505	410966	23.4	0.03774	90896	446655	26.1
60-65	0.07382	83267	401747	20.7	0.08884	79598	381013	19.7	0.05737	87465	425613	22.0
65-70	0.10066	77121	367233	17.2	0.10974	72526	343515	16.4	0.09164	82447	394730	18.2
70-75	0.16525	69357	319261	13.8	0.17185	64567	295896	13.1	0.15871	74892	346242	14.8
75-80	0.21712	57896	258920	11.0	0.21384	53471	239758	10.3	0.22026	63006	280978	12.1
80+85	0.33754	45325	188392	8.3	0.37226	42037	170987	7.3	0.29890	49128	208972	9.7
85+	...	30026	189860	6.3	...	26388	137627	5.2	...	34444	269535	7.8

Rajasthan, 2010-14

Age-Interval x to x _{x+n}	Total				Male				Female			
	nq _x	lx	nL _x	e _x	nq _x	lx	nL _x	e _x	nq _x	lx	nL _x	e _x
Total												
0-1	0.05806	100000	95410	67.7	0.05480	100000	95616	65.5	0.06198	100000	95264	70.2
1-5	0.01073	94194	374229	70.9	0.00570	94520	376728	68.3	0.01639	93802	371248	73.8
5-10	0.00519	93184	464711	67.6	0.00519	93982	468689	64.7	0.00519	92265	460129	71.0
10-15	0.00369	92701	462647	63.0	0.00374	93494	466595	60.0	0.00359	91787	458108	66.3
15-20	0.00504	92358	460700	58.2	0.00524	93144	464594	55.2	0.00489	91457	456217	61.6
20-25	0.00787	91893	457726	53.5	0.00941	92656	461224	50.5	0.00628	91010	453633	56.9
25-30	0.00812	91170	454047	48.9	0.01040	91785	456623	46.0	0.00553	90438	450944	52.2
30-35	0.01094	90430	449771	44.3	0.01480	90830	450953	41.4	0.00663	89938	448229	47.5
35-40	0.01322	89440	444364	39.7	0.01898	89486	443351	37.0	0.00722	89341	445162	42.8
40-45	0.01809	88258	437485	35.2	0.02436	87788	433802	32.7	0.01119	88696	441156	38.1
45-50	0.02388	86661	428481	30.8	0.03153	85650	421913	28.4	0.01578	87703	435313	33.5
50-55	0.04210	84592	414611	26.5	0.05357	82949	404348	24.3	0.02793	86319	425988	29.0
55-60	0.05427	81030	394747	22.6	0.07418	78506	378643	20.5	0.03816	83908	412081	24.7
60-65	0.08759	76633	367404	18.7	0.10598	72682	345125	16.9	0.06714	80706	390948	20.6
65-70	0.13031	69920	328104	15.2	0.16260	64979	299901	13.6	0.09995	75288	358834	16.9
70-75	0.21246	60809	272736	12.1	0.26315	54413	236678	10.7	0.16988	67763	311535	13.5
75-80	0.27779	47889	206478	9.7	0.31199	40094	169085	8.7	0.24893	56252	247000	10.7
80+85	0.39880	34586	137721	7.5	0.46075	27586	104782	6.5	0.34766	42249	174468	8.4
85+	...	20793	120644	5.8	...	14875	74243	5.0	...	27561	180386	6.5
Rural												
0-1	0.06272	100000	95126	67.0	0.05907	100000	95347	64.6	0.06717	100000	94972	69.7
1-5	0.01254	93728	371933	70.4	0.00649	94093	374830	67.6	0.01932	93283	368472	73.7
5-10	0.00544	92553	461508	67.3	0.00539	93482	466153	64.0	0.00553	91481	456138	71.1
10-15	0.00359	92050	459423	62.6	0.00394	92979	463978	59.4	0.00319	90974	454146	66.5
15-20	0.00504	91719	457522	57.9	0.00564	92612	461859	54.6	0.00429	90684	452505	61.7
20-25	0.00842	91257	454449	53.1	0.01020	92090	458234	49.9	0.00663	90295	450009	57.0
25-30	0.00861	90489	450544	48.6	0.01119	91151	453286	45.4	0.00563	89696	447225	52.3
30-35	0.01144	89710	446084	44.0	0.01519	90131	447385	40.8	0.00722	89191	444394	47.6
35-40	0.01405	88684	440423	39.5	0.01956	88762	439637	36.4	0.00837	88546	440951	42.9
40-45	0.01868	87437	433288	35.0	0.02500	87026	429913	32.1	0.01164	87806	436605	38.3
45-50	0.02501	85804	424034	30.6	0.03352	84850	417624	27.9	0.01578	86784	430734	33.7
50-55	0.04531	83658	409387	26.3	0.05954	82006	398593	23.7	0.02749	85414	421616	29.2
55-60	0.05588	79867	388739	22.4	0.07889	77123	371012	20.1	0.03860	83066	407890	24.9
60-65	0.09079	75405	360896	18.6	0.11033	71039	336531	16.6	0.06900	79860	386418	20.8
65-70	0.13027	68558	321616	15.2	0.16849	63201	290717	13.3	0.09441	74350	355216	17.2
70-75	0.20913	59627	267938	12.1	0.26620	52552	228173	10.5	0.16082	67330	311068	13.7
75-80	0.27787	47157	203407	9.6	0.32345	38563	161550	8.4	0.23899	56502	249651	10.8
80+85	0.40426	34054	135178	7.3	0.48139	26089	97622	6.2	0.34146	42999	178401	8.4
85+	...	20287	113854	5.6	...	13530	62939	4.7	...	28316	183609	6.5
Urban												
0-1	0.03839	100000	96748	70.5	0.03645	100000	96892	69.0	0.04064	100000	96634	72.2
1-5	0.00363	96161	383784	72.3	0.00260	96355	384805	70.6	0.00483	95936	382565	74.2
5-10	0.00419	95812	478055	68.6	0.00444	96105	479457	66.8	0.00389	95473	476434	70.6
10-15	0.00409	95410	476075	63.9	0.00319	95678	477626	62.1	0.00514	95101	474284	65.8
15-20	0.00514	95020	473920	59.1	0.00364	95372	476049	57.2	0.00688	94613	471441	61.2
20-25	0.00618	94532	471228	54.4	0.00693	95025	473587	52.4	0.00539	93962	468513	56.6
25-30	0.00668	93947	468224	49.7	0.00812	94367	470025	47.8	0.00514	93456	466072	51.9
30-35	0.00961	93320	464447	45.1	0.01376	93600	464978	43.2	0.00504	92976	463685	47.1
35-40	0.01089	92424	459710	40.5	0.01726	92312	457734	38.7	0.00409	92508	461645	42.3
40-45	0.01647	91417	453515	35.9	0.02255	90720	448641	34.4	0.01001	92129	458598	37.5
45-50	0.02089	89911	445139	31.4	0.02602	88674	437852	30.1	0.01583	91207	452737	32.8
50-55	0.03483	88033	433019	27.1	0.03985	86366	423817	25.8	0.02881	89763	442778	28.3
55-60	0.04990	84967	414863	22.9	0.06303	82925	402351	21.8	0.03675	87177	428339	24.1
60-65	0.07704	80727	389175	19.0	0.09161	77698	371690	18.1	0.06124	83973	408166	19.9
65-70	0.13040	74508	349996	15.4	0.14341	70580	329284	14.6	0.11813	78830	372795	16.0
70-75	0.22281	64792	288900	12.3	0.25357	60458	264495	11.6	0.19748	69518	314721	12.8
75-80	0.27758	50356	216848	10.0	0.27849	45128	194033	9.7	0.27685	55790	240583	10.3
80+85	0.38409	36378	146063	7.9	0.40657	32561	128452	7.5	0.36480	40344	164387	8.3
85+	...	22405	142749	6.4	...	19322	116618	6.0	...	25627	171523	6.7

Tamil Nadu, 2010-14

Age-Interval x to x+n	Total				Male				Female			
	nq _x	lx	_n L _x	e _x	nq _x	lx	_n L _x	e _x	nq _x	lx	_n L _x	e _x
Total												
0-1	0.02166	100000	98061	70.6	0.02143	100000	98080	68.6	0.02192	100000	98062	72.7
1-5	0.00272	97834	390694	71.2	0.00228	97857	390890	69.1	0.00323	97808	390439	73.3
5-10	0.00220	97568	487305	67.4	0.00225	97634	487622	65.3	0.00215	97492	486937	69.6
10-15	0.00235	97354	486197	62.5	0.00260	97415	486441	60.4	0.00215	97283	485891	64.7
15-20	0.00569	97125	484381	57.6	0.00529	97162	484656	55.6	0.00613	97074	484016	59.8
20-25	0.00767	96573	481068	53.0	0.00891	96648	481210	50.9	0.00648	96478	480823	55.2
25-30	0.00822	95832	477231	48.3	0.01064	95787	476454	46.3	0.00593	95853	477852	50.5
30-35	0.00985	95045	472964	43.7	0.01262	94767	470962	41.8	0.00693	95285	474811	45.8
35-40	0.01267	94108	467714	39.1	0.01741	93571	463996	37.3	0.00787	94625	471356	41.1
40-45	0.01873	92916	460501	34.6	0.02437	91942	454439	32.9	0.01292	93880	466580	36.4
45-50	0.02783	91175	449895	30.2	0.03670	89702	440743	28.6	0.01863	92667	459261	31.9
50-55	0.03907	88638	435017	26.0	0.05103	86409	421566	24.6	0.02628	90940	449157	27.4
55-60	0.05826	85175	414210	21.9	0.07232	82000	395860	20.8	0.04610	88551	433385	23.1
60-65	0.08810	80213	384471	18.1	0.10075	76070	362188	17.2	0.07559	84468	407487	19.1
65-70	0.13953	73146	341573	14.6	0.15983	68406	315993	13.9	0.11980	78083	368435	15.4
70-75	0.21075	62940	282584	11.6	0.23396	57473	254521	11.0	0.18914	68728	312482	12.2
75-80	0.29772	49675	211943	9.0	0.32426	44026	184590	8.6	0.27347	55729	241486	9.4
80+85	0.43672	34886	135545	6.7	0.45924	29750	113513	6.5	0.41564	40489	159937	7.0
85+	...	19651	99244	5.1	...	16088	78976	4.9	...	23660	122411	5.2
Rural												
0-1	0.02362	100000	97899	69.2	0.02334	100000	97921	67.2	0.02395	100000	97897	71.3
1-5	0.00375	97638	389665	69.9	0.00303	97666	389946	67.8	0.00451	97605	389315	72.1
5-10	0.00255	97271	485738	66.1	0.00250	97369	486238	64.0	0.00260	97166	485197	68.4
10-15	0.00275	97024	484452	61.3	0.00280	97126	484951	59.2	0.00270	96913	483913	63.6
15-20	0.00608	96757	482461	56.5	0.00524	96855	483143	54.3	0.00703	96652	481714	58.7
20-25	0.00916	96169	478734	51.8	0.01045	96347	479410	49.6	0.00802	95973	477943	54.1
25-30	0.01025	95288	474047	47.2	0.01321	95340	473642	45.1	0.00727	95203	474292	49.5
30-35	0.01193	94311	468838	42.7	0.01504	94081	466997	40.7	0.00856	94511	470583	44.9
35-40	0.01568	93186	462444	38.2	0.02123	92666	458628	36.2	0.01010	93701	466259	40.3
40-45	0.02123	91725	454019	33.8	0.02666	90698	447759	32.0	0.01588	92755	460311	35.6
45-50	0.03123	89777	442268	29.4	0.04138	88280	432798	27.8	0.02118	91282	451807	31.2
50-55	0.04387	86973	425804	25.3	0.05729	84627	411542	23.9	0.02929	89348	440627	26.8
55-60	0.06137	83158	403742	21.3	0.07691	79779	384219	20.2	0.04887	86731	423881	22.5
60-65	0.09485	78054	372969	17.6	0.10993	73643	349096	16.6	0.08034	82492	397111	18.5
65-70	0.15587	70651	327059	14.1	0.17868	65548	299694	13.3	0.13395	75864	355320	14.9
70-75	0.22162	59639	265837	11.2	0.24930	53836	235995	10.7	0.19530	65702	297437	11.8
75-80	0.30215	46422	197528	8.7	0.32898	40415	168855	8.4	0.27738	52871	228677	9.1
80+85	0.45709	32395	123976	6.4	0.47446	27119	102183	6.3	0.43959	38206	148456	6.5
85+	...	17587	83542	4.8	...	14252	67671	4.7	...	21411	101763	4.8
Urban												
0-1	0.01900	100000	98285	72.5	0.01879	100000	98303	70.5	0.01922	100000	98285	74.5
1-5	0.00136	98100	392080	72.9	0.00124	98121	392193	70.8	0.00152	98078	391937	75.0
5-10	0.00175	97967	489406	68.9	0.00195	98000	489522	66.9	0.00155	97929	489264	71.1
10-15	0.00185	97796	488526	64.1	0.00230	97809	488483	62.1	0.00140	97777	488543	66.2
15-20	0.00519	97615	486925	59.2	0.00544	97584	486715	57.2	0.00499	97640	487103	61.3
20-25	0.00563	97108	484186	54.5	0.00688	97054	483642	52.5	0.00459	97153	484638	56.6
25-30	0.00583	96561	481432	49.8	0.00742	96386	480195	47.8	0.00439	96707	482485	51.8
30-35	0.00757	95998	478243	45.0	0.00990	95671	476097	43.2	0.00519	96283	480185	47.1
35-40	0.00941	95271	474251	40.4	0.01332	94723	470667	38.6	0.00539	95783	477691	42.3
40-45	0.01598	94375	468386	35.7	0.02197	93462	462527	34.1	0.00956	95267	474258	37.5
45-50	0.02373	92867	459147	31.3	0.03138	91408	450254	29.8	0.01549	94357	468390	32.8
50-55	0.03371	90663	446163	27.0	0.04392	88540	433531	25.7	0.02300	92895	459563	28.3
55-60	0.05414	87606	426937	22.8	0.06667	84651	409853	21.7	0.04198	90758	445094	23.9
60-65	0.07972	82863	398658	19.0	0.08968	79008	378110	18.1	0.06946	86948	420573	19.9
65-70	0.11552	76257	360583	15.4	0.13254	71922	337068	14.6	0.09869	80909	385929	16.1
70-75	0.19667	67448	305710	12.0	0.21352	62390	280042	11.4	0.18140	72924	333465	12.6
75-80	0.29129	54184	232103	9.3	0.31730	49068	206789	8.8	0.26790	59696	259409	9.8
80+85	0.41196	38401	151907	7.1	0.43910	33499	129909	6.7	0.38870	43703	175778	7.5
85+	...	22581	122104	5.4	...	18789	95997	5.1	...	26716	151297	5.7

Uttar Pradesh, 2010-14

Age-Interval x to x+n	Total				Male				Female			
	nq _x	lx	ⁿ L _x	e _x	nq _x	lx	ⁿ L _x	e _x	nq _x	lx	ⁿ L _x	e _x
Total												
0-1	0.06424	100000	95035	64.1	0.06275	100000	95124	62.9	0.06608	100000	95033	65.4
1-5	0.01635	93576	370416	67.5	0.01148	93725	372171	66.1	0.02189	93392	368289	69.0
5-10	0.00618	92046	458807	64.6	0.00553	92649	461964	62.9	0.00693	91348	455160	66.6
10-15	0.00374	91477	456528	60.0	0.00399	92136	459762	58.2	0.00349	90716	452786	62.0
15-20	0.00598	91134	454411	55.2	0.00549	91769	457672	53.5	0.00653	90399	450636	57.2
20-25	0.00926	90589	450935	50.5	0.00931	91265	454289	48.7	0.00921	89808	447059	52.6
25-30	0.00995	89750	446562	46.0	0.00916	90416	450063	44.2	0.01084	88981	442519	48.0
30-35	0.01188	88857	441747	41.4	0.01302	89587	445193	39.6	0.01059	88017	437782	43.5
35-40	0.01598	87802	435701	36.9	0.01898	88421	438193	35.0	0.01287	87084	432734	39.0
40-45	0.02427	86399	427055	32.4	0.03022	86743	427596	30.7	0.01770	85963	426172	34.4
45-50	0.03337	84302	414882	28.2	0.04425	84122	411751	26.5	0.02192	84442	417909	30.0
50-55	0.05124	81489	397671	24.1	0.05817	80399	391032	22.6	0.04279	82591	404770	25.6
55-60	0.07798	77313	372369	20.2	0.10220	75723	360271	18.9	0.05699	79057	384762	21.7
60-65	0.11697	71285	336619	16.7	0.12964	67984	318756	15.7	0.10284	74551	354769	17.8
65-70	0.17296	62947	288331	13.6	0.20472	59170	266293	12.7	0.14163	66885	311600	14.5
70-75	0.22966	52059	230900	10.9	0.25381	47057	205673	10.3	0.20367	57412	258581	11.5
75-80	0.32433	40103	168307	8.4	0.36635	35113	143202	7.9	0.28087	45719	197344	8.8
80+85	0.47458	27096	102343	6.2	0.49139	22249	82778	6.1	0.45704	32878	126126	6.2
85+	...	14237	65012	4.6	...	11316	52490	4.6	...	17851	79129	4.4
Rural												
0-1	0.06679	100000	94887	63.3	0.06591	100000	94938	62.1	0.06790	100000	94933	64.7
1-5	0.01772	93321	369070	66.8	0.01179	93409	370834	65.4	0.02452	93210	366929	68.3
5-10	0.00673	91667	456796	64.0	0.00578	92308	460205	62.2	0.00777	90924	452856	66.0
10-15	0.00399	91051	454345	59.4	0.00434	91774	457875	57.5	0.00364	90218	450268	61.5
15-20	0.00608	90687	452157	54.6	0.00559	91376	455685	52.8	0.00668	89889	448067	56.7
20-25	0.00956	90136	448623	50.0	0.00946	90865	452273	48.1	0.00970	89289	444380	52.1
25-30	0.01069	89274	444048	45.4	0.00961	90006	447946	43.5	0.01193	88422	439517	47.6
30-35	0.01341	88320	438739	40.9	0.01470	89142	442622	38.9	0.01203	87367	434232	43.1
35-40	0.01662	87135	432248	36.4	0.01972	87831	435101	34.4	0.01351	86317	428778	38.6
40-45	0.02617	85687	423154	32.0	0.03235	86100	423992	30.1	0.01937	85150	421805	34.1
45-50	0.03487	83444	410362	27.8	0.04568	83314	407508	26.0	0.02339	83501	412961	29.7
50-55	0.05490	80535	392339	23.7	0.06196	79508	386048	22.1	0.04614	81548	399001	25.4
55-60	0.08325	76113	365636	19.9	0.11196	74582	353084	18.4	0.05926	77785	378168	21.5
60-65	0.12563	69777	327948	16.5	0.13791	66232	309094	15.4	0.11209	73175	346526	17.7
65-70	0.17690	61011	278739	13.4	0.21328	57098	255679	12.4	0.14136	64973	302531	14.6
70-75	0.23431	50218	222052	10.8	0.26510	44920	194898	10.1	0.20080	55788	251621	11.5
75-80	0.32256	38451	161540	8.3	0.36760	33012	134461	7.8	0.27537	44586	193134	8.8
80+85	0.48042	26048	97919	6.1	0.50147	20876	76989	5.9	0.45797	32309	123912	6.2
85+	...	13534	60155	4.4	...	10408	46821	4.5	...	17512	75584	4.3
Urban												
0-1	0.05085	100000	95874	67.8	0.04667	100000	96157	66.8	0.05610	100000	95615	68.9
1-5	0.00891	94915	377545	70.5	0.00974	95333	379020	69.1	0.00796	94390	375632	72.0
5-10	0.00374	94069	469465	67.1	0.00434	94404	470995	65.8	0.00310	93639	467470	68.5
10-15	0.00265	93717	467965	62.3	0.00255	93994	469372	61.0	0.00275	93349	466105	63.7
15-20	0.00549	93469	466183	57.5	0.00514	93755	467693	56.2	0.00583	93093	464219	58.9
20-25	0.00817	92956	462931	52.8	0.00876	93273	464387	51.5	0.00752	92550	461040	54.2
25-30	0.00752	92197	459218	48.2	0.00767	92456	460478	46.9	0.00737	91854	457532	49.6
30-35	0.00658	91504	456087	43.5	0.00737	91747	457149	42.2	0.00563	91176	454636	45.0
35-40	0.01376	90902	451628	38.8	0.01662	91070	451910	37.5	0.01065	90663	451044	40.2
40-45	0.01741	89651	444576	34.3	0.02261	89556	443067	33.1	0.01173	89697	445954	35.6
45-50	0.02827	88090	434632	29.9	0.03931	87531	429517	28.8	0.01702	88645	439768	31.0
50-55	0.03998	85600	419924	25.7	0.04611	84091	411169	24.9	0.03265	87137	429158	26.5
55-60	0.05938	82177	399316	21.6	0.07046	80214	387671	21.0	0.04832	84291	411791	22.3
60-65	0.08223	77298	371711	17.8	0.09710	74561	355786	17.4	0.06529	80219	389086	18.3
65-70	0.15569	70941	328625	14.2	0.16808	67321	309322	14.0	0.14304	74982	350262	14.4
70-75	0.20921	59896	269191	11.3	0.20269	56006	252659	11.3	0.21588	64256	287677	11.4
75-80	0.33264	47365	197834	8.6	0.36038	44654	183241	8.5	0.30544	50385	214013	8.8
80+85	0.44888	31610	121846	6.7	0.44435	28562	110525	6.8	0.45318	34995	134386	6.5
85+	...	17421	88432	5.1	...	15870	83740	5.3	...	19136	93358	4.9

Uttarakhand, 2010-14

Age-Interval x to x+n	Total				Male				Female			
	nq _x	lx	_n L _x	e _x	nq _x	lx	_n L _x	e _x	nq _x	lx	_n L _x	e _x
Total												
0-1	0.02823	100000	97526	71.7	0.02739	100000	97593	69.1	0.02921	100000	97481	74.5
1-5	0.00701	97177	387050	72.8	0.00681	97261	387433	70.1	0.00729	97079	386529	75.7
5-10	0.00369	96495	481586	69.3	0.00424	96598	481966	66.5	0.00310	96371	481110	72.2
10-15	0.00255	96139	480083	64.5	0.00240	96188	480366	61.8	0.00275	96073	479705	67.5
15-20	0.00454	95894	478471	59.7	0.00519	95958	478661	57.0	0.00379	95809	478198	62.6
20-25	0.00683	95459	475743	54.9	0.00742	95460	475639	52.2	0.00623	95446	475774	57.9
25-30	0.00817	94807	472129	50.3	0.01114	94751	471167	47.6	0.00499	94851	473084	53.2
30-35	0.00832	94033	468282	45.7	0.00946	93696	466350	43.1	0.00713	94378	470270	48.5
35-40	0.01297	93251	463424	41.0	0.01800	92810	460174	38.5	0.00787	93705	466773	43.8
40-45	0.01834	92041	456269	36.5	0.02315	91139	450734	34.2	0.01302	92968	462062	39.1
45-50	0.02988	90353	445457	32.2	0.03792	89030	437285	29.9	0.02158	91757	454141	34.6
50-55	0.04219	87654	429481	28.1	0.05568	85654	416878	26.0	0.02832	89777	442912	30.3
55-60	0.05820	83956	408185	24.2	0.07129	80885	390676	22.4	0.04641	87235	426659	26.1
60-65	0.08579	79070	379374	20.5	0.10946	75119	356094	18.9	0.06294	83186	403685	22.3
65-70	0.13436	72286	338287	17.2	0.15901	66896	308768	15.9	0.11116	77950	369496	18.6
70-75	0.18960	62574	284095	14.5	0.21645	56259	251445	13.4	0.16472	69285	319048	15.6
75-80	0.26920	50710	219084	12.3	0.29913	44082	186776	11.4	0.23961	57873	254724	13.1
80+85	0.29382	37059	157649	10.9	0.32128	30896	129029	10.2	0.26909	44006	190256	11.5
85+	...	26171	245143	9.4	...	20969	185621	8.9	...	32164	314441	9.8
Rural												
0-1	0.02971	100000	97409	71.0	0.02896	100000	97468	68.0	0.03060	100000	97374	74.3
1-5	0.00788	97029	386253	72.1	0.00784	97104	386563	69.0	0.00792	96940	385823	75.6
5-10	0.00409	96264	480337	68.7	0.00499	96343	480512	65.5	0.00310	96173	480119	72.2
10-15	0.00295	95870	478646	64.0	0.00285	95862	478629	60.8	0.00300	95875	478657	67.4
15-20	0.00439	95588	476974	59.1	0.00534	95589	476786	56.0	0.00334	95588	477195	62.6
20-25	0.00767	95168	474127	54.4	0.00842	95079	473541	51.3	0.00688	95268	474762	57.8
25-30	0.00926	94438	470020	49.8	0.01297	94279	468377	46.7	0.00524	94613	471827	53.2
30-35	0.00851	93564	465883	45.2	0.01005	93056	463012	42.3	0.00698	94118	468994	48.5
35-40	0.01312	92767	461011	40.6	0.01874	92121	456619	37.7	0.00752	93461	465653	43.8
40-45	0.02050	91550	453389	36.1	0.02583	90395	446521	33.4	0.01455	92758	460686	39.1
45-50	0.03157	89673	441707	31.8	0.04292	88060	431455	29.2	0.02020	91408	452663	34.7
50-55	0.04405	86842	425079	27.8	0.05973	84280	409306	25.4	0.02812	89561	441894	30.3
55-60	0.05880	83016	403416	23.9	0.07620	79246	381681	21.8	0.04411	87042	426177	26.1
60-65	0.08294	78135	375454	20.2	0.10571	73208	347661	18.4	0.06140	83202	404155	22.2
65-70	0.13896	71654	334698	16.8	0.16601	65469	301314	15.3	0.11427	78094	369672	18.5
70-75	0.19845	61697	278845	14.1	0.23397	54600	241720	12.8	0.16690	69170	318210	15.5
75-80	0.28806	49453	211041	12.0	0.32566	41825	174023	10.9	0.25183	57625	251718	13.1
80+85	0.29773	35208	149324	10.8	0.33077	28205	116950	10.0	0.26754	43114	186528	11.7
85+	...	24725	232580	9.4	...	18876	164402	8.7	...	31579	317342	10.0
Urban												
0-1	0.02225	100000	98012	74.1	0.02126	100000	98095	73.3	0.02346	100000	97937	75.0
1-5	0.00355	97775	390262	74.8	0.00260	97874	390885	73.8	0.00475	97654	389452	75.8
5-10	0.00210	97428	486628	71.1	0.00135	97620	487772	70.0	0.00295	97191	485239	72.2
10-15	0.00105	97223	485862	66.2	0.00060	97489	487296	65.1	0.00160	96905	484136	67.4
15-20	0.00499	97121	484528	61.3	0.00454	97430	486220	60.2	0.00549	96750	482515	62.5
20-25	0.00394	96637	482223	56.6	0.00409	96988	483951	55.4	0.00374	96219	480173	57.8
25-30	0.00449	96256	480256	51.8	0.00489	96591	481832	50.6	0.00414	95859	478358	53.0
30-35	0.00752	95824	477468	47.0	0.00752	96119	478960	45.9	0.00747	95462	475639	48.2
35-40	0.01252	95103	472639	42.3	0.01583	95395	473405	41.2	0.00901	94748	471625	43.6
40-45	0.01169	93912	466967	37.8	0.01479	93885	466066	36.8	0.00837	93895	467681	38.9
45-50	0.02487	92814	458834	33.3	0.02398	92496	457423	32.3	0.02589	93109	460118	34.2
50-55	0.03676	90506	444738	29.0	0.04403	90278	442102	28.1	0.02885	90698	447340	30.1
55-60	0.05610	87180	424564	25.0	0.05659	86303	420272	24.2	0.05561	88081	428950	25.9
60-65	0.09622	82289	392574	21.4	0.12273	81420	383455	20.5	0.06884	83182	402131	22.3
65-70	0.11646	74371	350670	18.4	0.13378	71427	333176	18.0	0.09826	77456	369284	18.7
70-75	0.15483	65709	303517	15.5	0.15471	61871	285566	15.4	0.15503	69845	322928	15.5
75-80	0.18974	55535	251848	12.8	0.19450	52299	236561	12.8	0.18451	59017	268406	12.8
80+85	0.27749	44998	193797	10.2	0.27991	42127	181188	10.3	0.27543	48128	207516	10.2
85+	...	32511	266414	8.2	...	30335	250978	8.3	...	34872	281964	8.1

West Bengal, 2010-14

Age-Interval x to x_{x+n}	Total				Male				Female			
	nq_x	lx	nL_x	e_x	nq_x	lx	nL_x	e_x	nq_x	lx	nL_x	e_x
Total												
0-1	0.03026	100000	97366	70.2	0.02916	100000	97453	68.9	0.03144	100000	97310	71.6
1-5	0.00510	96974	386689	71.3	0.00546	97084	387046	70.0	0.00471	96856	386272	72.9
5-10	0.00260	96479	481768	67.7	0.00300	96554	482047	66.3	0.00215	96400	481483	69.2
10-15	0.00339	96228	480325	62.9	0.00285	96265	480639	61.5	0.00394	96193	480017	64.4
15-20	0.00459	95902	478460	58.1	0.00404	95991	479049	56.7	0.00514	95814	477874	59.6
20-25	0.00598	95462	475925	53.3	0.00643	95603	476556	51.9	0.00558	95322	475293	54.9
25-30	0.00678	94890	472887	48.6	0.00757	94988	473217	47.2	0.00598	94789	472533	50.2
30-35	0.00832	94247	469349	44.0	0.01074	94269	468918	42.6	0.00583	94222	469777	45.5
35-40	0.01070	93464	464942	39.3	0.01282	93256	463427	38.0	0.00852	93673	466474	40.8
40-45	0.01529	92464	459003	34.7	0.01903	92060	456194	33.5	0.01114	92875	461935	36.1
45-50	0.02295	91050	450384	30.2	0.02788	90308	445627	29.1	0.01711	91840	455578	31.5
50-55	0.03608	88960	437318	25.8	0.04105	87791	430555	24.8	0.02910	90269	445265	27.0
55-60	0.05462	85750	417842	21.7	0.06717	84187	407697	20.8	0.04389	87641	429340	22.7
60-65	0.08928	81066	388502	17.8	0.09835	78532	374405	17.1	0.07927	83795	403787	18.6
65-70	0.14539	73829	343707	14.3	0.15225	70808	328473	13.7	0.13771	77152	360648	15.0
70-75	0.21342	63095	282955	11.3	0.23504	60028	266054	10.6	0.19266	66528	301725	12.0
75-80	0.31868	49629	209117	8.6	0.34587	45919	190088	8.1	0.29439	53710	229821	9.2
80+85	0.45443	33813	129780	6.5	0.48617	30037	112451	6.1	0.42323	37899	148903	7.0
85+	...	18447	90091	4.9	...	15434	70187	4.5	...	21859	114968	5.3
Rural												
0-1	0.03249	100000	97192	69.4	0.03122	100000	97291	68.0	0.03386	100000	97127	70.8
1-5	0.00594	96751	385599	70.7	0.00641	96878	385995	69.2	0.00546	96614	385121	72.3
5-10	0.00280	96176	480209	67.1	0.00324	96256	480502	65.7	0.00230	96087	479881	68.7
10-15	0.00359	95907	478675	62.3	0.00305	95944	478990	60.9	0.00414	95866	478336	63.8
15-20	0.00449	95563	476786	57.5	0.00379	95652	477409	56.1	0.00529	95469	476111	59.1
20-25	0.00598	95134	474288	52.7	0.00648	95289	474975	51.3	0.00549	94964	473534	54.4
25-30	0.00648	94564	471329	48.0	0.00678	94672	471820	46.6	0.00618	94443	470756	49.7
30-35	0.00817	93952	467925	43.3	0.01070	94030	467767	41.9	0.00554	93859	468041	45.0
35-40	0.01114	93184	463463	38.7	0.01292	93024	462258	37.3	0.00926	93340	464671	40.2
40-45	0.01568	92146	457340	34.1	0.01923	91822	454983	32.8	0.01169	92476	459823	35.6
45-50	0.02388	90701	448475	29.6	0.02886	90057	444207	28.3	0.01805	91395	453168	30.9
50-55	0.03821	88535	434769	25.2	0.04365	87458	428421	24.1	0.03017	89746	442413	26.5
55-60	0.05557	85152	414743	21.1	0.07194	83641	404133	20.1	0.04245	87038	426680	22.2
60-65	0.09494	80420	384464	17.2	0.10651	77624	368596	16.4	0.08265	83343	401164	18.1
65-70	0.16010	72785	336207	13.8	0.16688	69356	319202	13.1	0.15261	76455	354642	14.4
70-75	0.22423	61132	272356	10.9	0.24878	57782	254020	10.2	0.20238	64787	292077	11.6
75-80	0.33536	47424	197761	8.3	0.36946	43407	176952	7.7	0.30654	51676	219493	8.9
80+85	0.47852	31520	118811	6.2	0.51447	27370	100192	5.7	0.44412	35835	138695	6.7
85+	...	16437	75881	4.6	...	13289	56741	4.3	...	19920	99770	5.0
Urban												
0-1	0.02226	100000	98011	72.2	0.02175	100000	98054	71.0	0.02281	100000	97989	73.6
1-5	0.00192	97774	390644	72.9	0.00188	97825	390857	71.6	0.00192	97719	390404	74.3
5-10	0.00185	97587	487482	69.0	0.00210	97641	487695	67.7	0.00160	97531	487267	70.5
10-15	0.00280	97406	486351	64.1	0.00230	97437	486624	62.8	0.00329	97375	486075	65.6
15-20	0.00479	97134	484581	59.3	0.00494	97213	484963	58.0	0.00469	97055	484190	60.8
20-25	0.00608	96669	481928	54.6	0.00628	96733	482227	53.2	0.00588	96600	481596	56.1
25-30	0.00752	96081	478650	49.9	0.00956	96125	478430	48.6	0.00558	96031	478827	51.4
30-35	0.00876	95358	474744	45.2	0.01084	95206	473507	44.0	0.00658	95495	475929	46.7
35-40	0.00975	94522	470400	40.6	0.01262	94174	468027	39.5	0.00683	94867	472769	42.0
40-45	0.01440	93600	464840	36.0	0.01859	92985	460855	34.9	0.00995	94219	468903	37.2
45-50	0.02094	92252	456742	31.5	0.02593	91257	450674	30.5	0.01514	93281	463165	32.6
50-55	0.03216	90320	444868	27.1	0.03593	88891	436976	26.3	0.02731	91869	453641	28.0
55-60	0.05272	87415	426326	22.9	0.05874	85697	416678	22.2	0.04691	89360	437104	23.8
60-65	0.07811	82807	398762	19.0	0.08309	80663	387415	18.4	0.07217	85168	411392	19.8
65-70	0.11695	76339	360709	15.4	0.12457	73961	348191	14.8	0.10810	79022	374988	16.1
70-75	0.19317	67411	306042	12.1	0.21199	64748	290928	11.5	0.17228	70480	323628	12.8
75-80	0.28704	54389	233645	9.4	0.30470	51022	216738	8.9	0.26952	58337	253394	9.9
80+85	0.41122	38777	153535	7.1	0.43734	35475	137762	6.7	0.38417	42614	172072	7.6
85+	...	22831	122755	5.4	...	19961	101138	5.1	...	26243	149845	5.7