

CENSUS OF INDIA 1971

SERIES 26

DADRA AND NAGAR HAVELI

PART III—ESTABLISHMENTS REPORT AND TABLES
PART IV—HOUSING REPORT AND TABLES

S. K. GANDHE
of the Indian Economic Service
Director of Census Operations,
Goa, Daman & Diu and Dadra & Nagar Haveli.

DADRA & NAGAR HAVELI

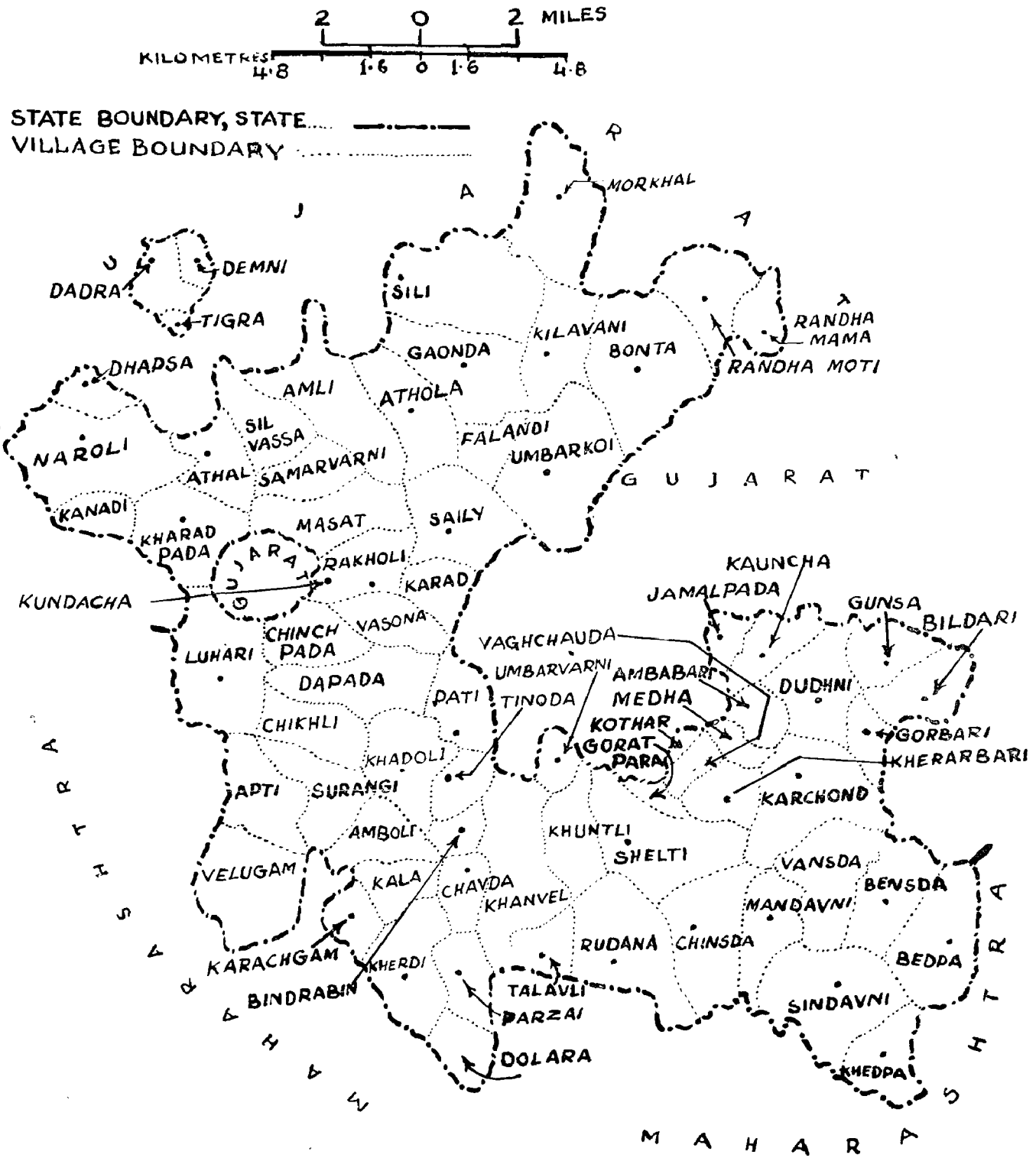

1971 CENSUS PUBLICATIONS OF DADRA & NAGAR HAVELI

(All the Census Publications of this Union Territory will bear Series No. 26)

Central Government Publications

Part I *Census General Report*	1)	(i) Part I-A (ii) Part I-B (iii) Part I-C (Subsidiary Tables)
Part II *Census Tables on Population*	2)	(i) Part II-A—General Population Tables (A Series) (ii) Part II-B—Economic Tables (B Series) (iii) Part II-D—Migration Tables (D Series)
	3)	Part II-C—Social and Cultural Tables (C and F Series)
Part III *Establishment Report and Tables.*	4)	(i) Part III—Report and Tables of the E Series
Part IV *Housing Report and Tables*		(ii) Part IV—Housing Report and Tables.
Miscellaneous	5)	A Portrait of Population (Popular version of the Census report).

Publications of the Government of Dadra and Nagar Haveli

Part X *District Census Handbook*	1)	Part (A) : Village and Town Directory. Part (B) : Village and Town-wise Primary Census Abstract.
Part X *District Census Handbook*	2)	Part (C) : Analytical Report and Administrative Statements and District Census Tables.

Note .—The following parts are not published for the Union Territory of Dadra & Nagar Haveli.

(a) Part V : Special Tables and Ethnographic Notes on Scheduled Castes and Scheduled Tribes.

(b) Part VI-A : State Town Directory.

(c) Part VI-B : Special Report on Towns.

(d) Part VI-C : Special Report on villages.

(e) Part VII : Special Report on Graduates and Technical Personnel. It is a publication of the Office of the Registrar General, India, New Delhi.

(f) Part VIII-A : Administrative Report—Enumeration.

(g) Part VIII-B : Administrative Report—Tabulation.

(h) Part IX : Census Atlas.

CONTENTS

		Pages
	PREFACE	iii
	PART III ESTABLISHMENT REPORT AND TABLES	
	Introductory Note	3–4
Table E—I	DISTRIBUTION OF ESTABLISHMENTS BY BROAD TYPES	
	Fly-leaf	7–8
	Table E—I	9
	Subsidiary Table E—I.1	10
Table E—II Part A	DISTRIBUTION OF MANUFACTURING, PROCESSING OR SERVICING ESTABLISHMENTS OTHER THAN HOUSEHOLD INDUSTRIES CLASSIFIED BY REGISTERED FACTORIES, UNREGISTERED WORKSHOPS AND SIZE OF EMPLOYMENT.	
	Fly-leaf	13–25
	Table E—II Part A	26–27
	Subsidiary Table E-II Part A.1	28
Table E—II Part B	DISTRIBUTION OF MANUFACTURING, PROCESSING OR SERVICING ESTABLISHMENTS OTHER THAN HOUSEHOLD INDUSTRIES CLASSIFIED BY INDUSTRY, FUEL/POWER OR MANUAL USED AND SIZE OF EMPLOYMENT.	
	Fly-leaf	31
	Table E—II Part B	32–33
	Subsidiary Table E-II Part B.1	34–35
Table E—II Part C	DISTRIBUTION OF HOUSEHOLD INDUSTRY ESTABLISHMENTS CLASSIFIED BY INDUSTRY, FUEL/POWER USED AND SIZE OF EMPLOYMENT.	
	Fly-leaf	39
	Table E-II Part C	41
	Subsidiary Table E-II Part C.1	42–43
Table E—III	DISTRIBUTION OF TRADE/COMMERCIAL ESTABLISHMENTS CLASSIFIED BY TYPE OF BUSINESS OR TRADE AND SIZE OF EMPLOYMENT.	
	Fly-leaf	47
	Table E-III	49
	Subsidiary Table E-III.1	50
Table E-IV	DISTRIBUTION OF ESTABLISHMENTS (OTHER THAN MANUFACTURING, PROCESSING OR SERVICING OR BUSINESS AND TRADE ESTABLISHMENTS) BY SIZE OF EMPLOYMENT.	
	Fly-leaf	53
	Table E-IV	55
	Subsidiary Table E-IV.1	56

PAGE

PART IV—HOUSING REPORT AND TABLES

Introductory Note 59–61

Table H-I . . CENSUS HOUSES AND THE USES TO WHICH THEY ARE PUT

Fly-leaf 67–68

Table H-I 69

Subsidiary Table H-I.1 70–71

Subsidiary Table H-1.2 72

Table H—II . . DISTRIBUTION OF CENSUS HOUSES BY PREDOMINANT MATERIAL OF WALL AND PREDOMINANT MATERIAL OF ROOF

Fly-leaf 75–76

Table H-II 77

Table H-II (Appendix) 78

Subsidiary Table H-II.1 79

Subsidiary Table H.II.1 (A) 80

Subsidiary Table H.II.2 81

Subsidiary Table H-II.2(B) 82

Table H-III . . . HOUSEHOLDS CLASSIFIED BY NUMBER OF MEMBERS AND BY NUMBER OF ROOMS OCCUPIED.

Fly-leaf 85–87

Table H-III 89

Subsidiary Table H—III.1 91

Subsidiary Table H-III.2 92-93

Table H-IV . . . . HOUSEHOLDS CLASSIFIED BY SIZE AND TENURE STATUS.

Fly-leaf 97

Table H-IV 99

Subsidiary Table H-IV.1 100–101

PHOTOGRAPHS . . . . . Between 102–103

ANNEXURE 'A' 105–119

ANNEXURE 'B' 120–121

Maps

Map of Dadra and Nagar Haveli Frontispiece

Notional Maps 63–64

ERRATA

Table No.	Page No.	Particulars	Column No.	For	Read
1	2	3	4	5	6
Fly-leaf to					
E-I	8	Item 3, 8th line	..	nuit	Unit
E-II Part A	27	Division 2 & 3	21	44	54
,,	27	Sub-heading of Col. 16	16	Blank	Un i ts
,,	,,	Sub-heading of Col. 26	26	,,	,,
E-II Part A. 1	28	Major Group 22	17	..	0
,,	,,	,, ,, 23	16	Blank	0
,,	,,	,, ,, 29	14	..	0
,,	,,	,, ,, 29	15	..	0
E-II Part B. 1	34	1st Para, 5th line	..	is column 1	in column 2
,,	35	Major Group 23 Total	13	Blank	0
,,	,,	,, ,, 26, II-Manual	13	Blank	0
,,	,,	,, ,, 27, Total	13	Blank	0
Fly-leaf to					
E-II Part C	39	Item 2	..	House	Household
E-III	49	Division 6 & 8	3	1	441
,,	,,	,,	4	441	116
,,	,,	Division/Major Group of N.I.C.	1	Major Group 85	Major Group 65
E-IV	55	Division 9	10	207	107
Introductory Note	59	Item 2, 3rd Para, 15th line	..	art	are
Fly-leaf to					
H. I	67	Item 4, last line	..	IV to IX	IV to XI

PREFACE

This volume presents for the Union Territory of Dadra & Nagar Haveli important data on the Housenumbering and Houselisting Operations that were carried out in March-April, 1970. In all the censuses prior to 1961 only residential houses were taken into account as the main purpose was to locate the places of human habitation for Census enumeration. Non-residential houses such as schools, temples, churches, factories, shops, offices, business premises etc., were not listed. It was only at the census of 1961 that the scope of the inquiry was enlarged and a uniform houselist was devised on all India basis. In 1971 Census, further improvement has been made in the schedule. Besides collecting important data on housing, an altogether separate schedule was canvassed alongwith the Houselist if the census house was used as an establishment. Detailed particulars such as ownership of the establishment, number of persons working, type of fuel/power used if the establishment was a manufaturing or processing one, retail or wholesale in case of trading establishments and the like were collected. Thus for the first time in the history of Indian Census, a census of housing as well as a census of different categories of establishments was undertaken in the country as a part of the operations preparatory to the 1971 Census.

The results of the Housing and Establishment Census are being presented in this volume in two parts, viz Part III and Part IV. The Part III contains the tables on Establishments while Part IV contains the tables on Housing. Each table is provided with a fly-leaf. The Subsidiary tables appear at the end of each main table. In this volume some photographs on rural housing have been provided so as to highlight the salient features. An idea of the house-list form and the establishment schedule used, instructions for filling them etc., can be had from the Appendix given at the end of the volume.

I was greatly assisted by shri. D. P. Naik, Assistant. Director of Census Operations in this important publication. He not only prepared the basic draft of this report but also checked the statistical data carefully. He was ably assisted by Smt. Mala D. Kamat, Statistical Assistant in this work. The typing work was attended to by Kum. Florinda Fernandes, Jr. Stenographer of my office.

S. K. Gandhe
Director of Census Operations,
Goa, Daman and Diu and
Dadra and Nagar Haveli.

Panaji,
March 25th, 1974.

PART III

ESTABLISHMENT REPORT AND TABLES

INTRODUCTORY NOTE

Background

Lack of adequate and reliable data even of a basic nature on the type and level of activities of smaller establishments in the country has been felt keenly for a long time. The need became all the more pressing with the advent of the era of planned economic development in the country. Available statistical information was only with respect to industrial establishments compiled and presented by the Chief Inspector of Factories every year covering only the units registered under the Factories Act. It did not include thousands of other establishments in respect of which there was hardly any reliable data so far, though this sector absorbed a sizeable section of the labour force.

In the 1961 Census at its housenumbering and houselisting stage following information for only manufacturing, processing or servicing establishments was collected in the houselist form itself.

(i) Name of establishment or proprietor.

(ii) Name of product(s), repair or servicing undertaken.

(iii) Average number of persons employed daily last week including proprietor or household members, if working.

(iv) Kind of fuel or power, if machinery is used.

The business, trade and other similar establishments were left out at the houselisting stage of 1961-Census. This vital gap in our statistics was removed in the 1971-Census. A separate and comprehensive schedule on establishment was canvassed covering all the trading and other establishments besides manufacturing establishments at the houselisting stage of the 1971-Census.

Items of data-collection

The establishment schedule and the instructions to enumerators for filling it are reproduced in the Annexure "A" at the end of the volume. The items on which data were collected related to :

(i) Ownership i.e. whether the establishment is a Government/Quasi-Government, Private or Cooperative Institution and the average number of persons working.

(ii) If used as a manufacturing establishment whether it is a registered factory or unregistered workshop or household industry.

(iii) Description of product(s) produced, processed or servicing done and type of fuel or power used.

(iv) Description of goods bought or sold and if retail or wholesale in case of trading establishments.

(v) In case of other miscellaneous establishments, the exact description like Government office, hotel, theatre, barber's saloon, hospital, school, etc.

The data yielded through this schedule are of great significance, particularly in regard to the unorganised sector of establishments. Since the data on establishments are tabulated on 100% basis throughout the country it will serve as a very good frame for any type of future economic research projects.

Concepts and definitions

In 1961-Census, the term 'Establishment' was defined as under :

"An establishment, workshop or a factory was a place where goods were produced, processed or repaired. The production, processing or repair work was, however, to be on a commercial scale. Places where goods were only purchased or sold or where they were not produced for sale were not treated as establishments."

Under the 1971 Census, instead of loading the main Houselist form itself with questions pertaining to Establishments, it was decided to have a separate schedule in which particulars of each establishment were recorded. The definition of an establishment has also undergone some change, and was defined as follows :

"An establishment is a place where goods are produced or manufactured not solely for domestic consumption or where servicing and/or repairing is done such as factory, workshop or household industry or servicing and/or repair workshop or a

place where retail or wholesale business is carried on or commercial services are rendered or an office, public or private or a place of entertainment or where educational, religious, social or entertainment services are rendered. It is necessary that in all these places one or more persons should be actually working."

From above, it is obvious that the definition of an establishment has been elaborated to include trade and other establishments besides the manufacturing establishments.

Processing of Establishment Schedule

In the first instance, establishment records received along with the Houselist in the Tabulation Office were checked for accuracy of coverage. The entries in the Establishment Schedule are inter-connected with columns 6 and 7 of the Houselist form and so whilst scrutinising Establishment Schedule, the houselist form was also taken up for checking. All the descripancies which were of purely technical nature were reconciled in the Tabulation Office itself by making a reference to the instructions circulated by the Office of the Registrar General of India, New Delhi, for editing of data on Establishments.

As soon as the preliminary scrutiny was over, the records were arranged blockwise to facilitate coding of entries in the Establishment Schedule. Since the data on Establishments was to be processed on Electronic Data Processing System, maximum care was exercised to ensure that the coded entries were free from mistakes. On the basis of these codes the cards for the computor were punched. The punched cards were sent to the Zonal Computor Centre in Bombay where the punched card data was transferred on to magnetic tapes. These tapes were then taken to Delhi and the final tables printed off in the Mechanical Tabulation Unit of the Registrar General's Office.

Tabulation

The following main tables have been prepared.

E-I : Distribution of Establishments by broad types.

E-II Part A : Distribution of Manufacturing, Processing or Servicing establishments other than household industries classified by registered factories, unregistered workshops and size of employment.

E-II Part B : Distribution of Manufacturing, Processing or Servicing establishments other than Household Industries classified by Industry, fuel/power or manual used and size of employment.

E-II Part C : Distribution of Household Industry Establishments classified by Industry Fuel/Power used and size of employment.

E-III : Distribution of Trade/Commercial Establishments classified by the type of business or trade and size of employment.

E-IV : Distribution of Establishments (other than Manufacturing, Processing, Servicing or Business and Trade Establishments) by size of employment.

All these tables alongwith a fly leaf are presented in this part of the volume.

TABLE E—I

DISTRIBUTION OF ESTABLISHMENTS BY BROAD TYPES

E-I DISTRIBUTION OF ESTABLISHMENTS BY BROAD TYPES

FLY-LEAF

The table E-I gives a comprehensive account of different categories of establishments according to the type and ownership of establishments. It is constructed from the data collected in column No. 4, 6, 10 and 11 of the establishment schedule. A subsidiary table E-I.1 has been prepared to facilitate analysis of the material from Table E-I. It shows the distribution of 1000 establishments by broad types. The classification of establishments into three broad categories, together with a brief definition of each category is given below :—

(i) Manufacturing, processing or servicing establishments are those where some kind of production, processing or servicing takes place or where goods and articles are made and sold. The emphasis here is on some sort of process of manufacturing, servicing or repairs for sale.

(ii) Trade or Business Establishments are those where some trading *i.e.* transactions involving sale and/or purchase of goods go on either in cash or on credit basis. Business establishments are those places where transactions in money or other articles take place.

(iii) Other Establishments include government and private offices, schools, hospitals, railway stations, barbers' saloons, cinema or drama theatres, temples, churches etc.

Category (i) is further classified into (a) registered factories (b) un-registered workshops and (c) household industries. Category (ii) into (a) wholesale, (b) retail and (c) others, and Category (iii) is classified into (a) educational institutions (b) public health institutions and (c) others.

2. Type of ownership of Establishments

The total number of establishments recorded in the territory are 703 out of which 190 or 27.03% are manufacturing, processing or servicing establishments, 229 or 32.57% are trade or business establishments, and 284 or 40.40% are other establishments.

Every category of establishment is further classified according to the type of its ownership *i.e.* whether it belongs to public sector (Government/Quasi-Government) or to private sector or to the Co-operative fold.

All establishments either completely owned or having majority of shares owned by the central or state government or a local body like municipality etc. are classified as public sector establishments. Private sector establishments are those owned and managed by private individuals or associations. Establishments registered under the Co-operative Societies Act of the State alone fall in the category of "co-operative" establishments.

Out of a total number of 703 establishments recorded, 445 or 63.30% belong to private sector, 236 or 33.57% belong to public sector and only 22 or 3.13% belong to co-operative bodies. Most of the manufacturing, trade or business establishments are owned by private individuals. A majority of other establishments, *viz.* offices, schools, hospitals etc. are owned by the government. The proportion of establishments owned by 'co-operatives' is very insignificant and whatever small proportion observed is mainly in the category of trade or business establishments. To elucidate the above facts a statement giving the percentage distribution of establishments by type of ownership and by categories of establishments is given below :

STATEMENT I

Percentage distribution of establishments by type of ownership and category of establishment, Dadra & Nagar Haveli

Type of ownership	Total	Manufacturing, processing or servicing establishments	Trade or business establishments	Other establishments
1	2	3	4	5
Govt. or Quasi-Govt.	100	0.85%	4.24%	94.91%
Private	100	42.25%	45.17%	12.58%
Co-operative	100	—	81.82%	18.18%

3. Manufacturing Establishments

It has already been mentioned earlier that manufacturing, processing or servicing establishments are classified into 3 categories *viz* (a) Registered Factories, (b) Un-registered workshops and (c) Household industries. Factories registered under the Indian Factory Act are treated as Registered Factories. Registration of an establishment under the Factory Act is obligatory if a nuit employs 20 or more persons without using power or ten or more persons while using power. On the basis of these two criteria registered factories are distinguished from unregistered workshops. A workshop run as a household industry is not considered as a factory (registered or not) but treated as a household unit only.

A household industry is defined as an industry conducted by the head of the Household himself/herself and/or mainly by the members of the household at home or within the village in rural areas and only within the premises of the house where the household lives in urban areas. The industry should not be run on the scale of a registered factory.

In the entire territory of Dadra & Nagar Haveli 190 manufacturing, processing or servicing establishments were recorded. It will be seen from Table E-I that most of the manufacturing establishments are classified under household industries. Of the total 190 establishments, 127 or 67% are recorded as household industries, all owned by private individuals. 52 or 27% of the total manufacturing establishments are unregistered workshops mostly owned by private parties. Only 11 establishments were recorded as registered factories and all of them were owned by private parties.

4. Trade or Business Establishment

The number of trade or business establishments listed is 229. Most of the establishments in this category are 'Retail' trade establishments which include grain and grocery shops, pan-bidi shops, vegetable shops etc. Of the 229 establishments, 206 are engaged in retail trade business, of which 185 units are owned by private parties, 17 by 'Co-operatives' and only 4 by the Government. Under 'Wholesale Trade' only 3 establishments all owned privately, were recorded. 'Other' establishments include business houses where transactions in money or other articles take place like banks, insurance etc. Restaurants, hotels are also included in this category. 13 out of 20 such establishments belong to private sector, 6 to Government and only 1 to 'Co-operative'.

The following statement will give the percentage distribution of trade and business establishments by type of ownership.

STATEMENT II

Percentage distribution of trade or business establishment by type of ownership, Dadra & Nagar Haveli

Type of ownership	Percentage total	Percentage distribution of trade or business establishments classified under		
		Wholesale	Retail	Others
1		3	4	5
Total	100	100	100	100
Govt. or Quasi-Government	4.37	—	1.94	30.00
Private	87.77	100	89.81	65.00
Co-operative	7.86	—	8·25	5.00

5. Other Establishments

There are 284 other establishments which are broadly classified into three main categories.

(i) Schools and other educational institutions.

(ii) Public Health and Medical institutions.

(iii) Others.

(i) Schools and other Educational Institutions

Out of the total 'other establishments' recorded a major part goes to the category of educational institutions. Of the total 284 establishments, 181 or 64% are educational institutions. Most of the educational institutions are primary schools which are owned by the Government. The average number of educational institutions per 1000 population is 2.44 which reveal, more or less the adequacy of educational facilities in this territory.

(ii) Public Health and Medical Institutions

Public Health and Medical institutions are 12 in number out of which 9 or 75% are owned by Government and 3 or 25% are owned by private bodies.

(iii) Other Categories of Establishments

As explained earlier, this category of establishments includes Government and private offices, places of worship like temples, churches, mosques, etc., places of entertainment like cinema theatres, drama-halls etc., barber's saloons, laundries and other service establishments are also included in this category. 91 such establishments were recorded of which 54 were owned by the Government.

E—I DISTRIBUTION OF ESTABLISHMENTS BY BROAD TYPES

Union Territory/ District	Total Rural Urban	(a) Govt. or Quasi Govt. (b) Private (c) Co-operative	Total No. of establishments	Manufacturing, Processing or Servicing establishments			Trade or business establishments			Other Establishments		
				Registered Factories	Unregistered Workshops	Household Industries	Wholesale	Retail	Others	Educational Institutions	Public Health Institutions	Others
1	2	3	4	5	6	7	8	9	10	11	12	13
Dadra & Nagar Haveli.	Total	Govt. or Quasi-Govt.	236	..	2	..	..	4	6	161	9	54
		Private	445	11	50	127	3	185	13	20	3	33
		Co-operative	22	..	..	..	..	17	1	..	..	4
	Rural	Govt. or Quasi-Govt.	236	..	2	..	..	4	6	161	9	54
		Private	445	11	50	127	3	185	13	20	3	33
		Co-operative	22	..	..	..	..	17	1	..	..	4

The Union Territory of Dadra & Nagar Haveli consists of only one district of the same name and the entire area is classified as rural.

SUBSIDIARY TABLE E-I.1

DISTRIBUTION OF 1,000 ESTABLISHMENTS BY BROAD TYPES IN RURAL AND URBAN AREAS SEPARATELY

This subsidiary table is based on main table E-I and gives the distribution of 1,000 Establishments by broad types for the Union Territory of Dadra and Nagar Haveli.

There was no comparable Table in 1961 Census since the scope of inquiry was limited to manufacturing establishments only. In this table against rural in column 2 there are 3 entries in column 3 against items (a), (b) and (c) which add up to one thousand. Entry in column 3 against (a) is equal to line total of columns 4 to 12. Similarly entry against (b) or (c) in column 3 is equal to columns 4 to 12.

The terms used in this table are explained in detail in para 2 of Chapter II—Types of Establishments.

E—I.1 DISTRIBUTION OF 1000 ESTABLISHMENTS BY BROAD TYPES IN RURAL AREAS SEPARATELY

State/District/City	Rural/ Urban	No. of Establishments (a) Govt. or Quasi-Govt. (b) Private (c) Co-operative	Manufacturing, Processing or Servicing Establishments			Trade or Business Establishments			Other Establishments		
			Registered Factories	Unregistered Workshops	Household Industries	Wholesale	Retail	Others	Educational Institutions	Public Health Institutions	Others
1	2	3	4	5	6	7	8	9	10	11	12
Dadra & Nagar Haveli	Rural	(a) 336	0	3	0	0	6	8	229	13	77
		(b) 633	16	71	181	4	263	19	28	4	47
		(c) 31	0	0	0	0	24	1	0	0	6

NOTE:—There is no Urban area in this territory.

TABLE E—II PART A

DISTRIBUTION OF MANUFACTURING, PROCESSING OR SERVICING ESTABLISHMENTS OTHER THAN HOUSEHOLD INDUSTRIES CLASSIFIED BY REGISTERED FACTORIES UNREGISTERED WORKSHOPS AND SIZE OF EMPLOYMENT

E-II PART A—DISTRIBUTION OF MANUFACTURING, PROCESSING OR SERVICING ESTABLISHMENTS OTHER THAN HOUSE-HOLD INDUSTRIES CLASSIFIED BY REGISTERED FACTORIES, UNREGISTERED WORKSHOPS AND SIZE OF EMPLOYMENT

FLY-LEAF

Table E-II Part A shows distribution of manufacturing, processing or servicing establishments other than household industries and gives useful information about the size of employment and the number of units under (a) registered factories and (b) unregistered workshops in each Division/ Major Group of NIC, 1970. The data contained in the above main table was also utilised for drawing a subsidiary table E-II Part A.1 which is given after the main table.

2. Size of Employment in Factories and Workshops.

For analysing data under this head, factories and workshops have been divided into 9 categories according to the number of persons employed. These categories consist of establishments employing (i) 1 person (ii) 2-4 persons (iii) 5-9 persons (iv) 10-19 persons (v) 20-49 persons (vi) 50-99 persons (vii) 100-299 persons (viii) 300-499 persons and (ix) 500 + persons. Establishments where the number of persons employed is not specified were treated separately.

From Table E-II Part A it will be seen that out of 52 unregistered workshops recorded, 13 are single worker establishments; 22 units have 2 to 4 workers; workshops employing 5 to 9 persons account for 9 units, while 8 establishments were recorded with unspecified number of persons employed. In the case of Factories out of 11 units, 5 were in the employment group of 10-19 persons, 3 in the group of 20-49 persons and 3 more in the group of 50-99 persons. According to the definition there cannot be a factory establishment under the employment range of 1-9 persons.

Again it is seen from the table that out of 477 persons employed in factories and workshops 351 or 73.6% are factory workers. The remaining 126 persons are employed in workshops. Taking into consideration the workers employed in the household industry from Table E-II Part C, it is seen that the unorganised sector of industry provides larger employment in the Territory of Dadra & Nagar Haveli.

3. **Nature of Establishments**

In order that information regarding employment in various sectors of the economy may be more specifically known, an industrial classification of all economic activity has been prepared by the Govt. of India.

According to this classification which is known as "National Industrial Classification", the whole gamut of economic activity is divided into 10 divisions, 66 major groups and 385 minor groups. A three-digit code system has been adopted to identify each minor group. The first digit represents the Division, the second the major group and the third the minor group. The ten divisions are as under:—

Division	Description
0	Agriculture, Hunting, Forestry and Fishing.
1	Mining and Quarrying.
2 & 3	Manufacturing and Repair.
4	Electricity, Gas and Water.
5	Construction.
6	Wholesale and Retail Trade and Restaurants and Hotels.
7	Transport, Storage and Communications.
8	Financing, Insurance, Real Estate and Business Services.
9	Community, Social and Personal Services.
X	Activities not adequately defined.

A complete list of industrial codes adopted in the National Industrial Classification, is given at the end of this Fly-leaf.

Since factories & workshops and household industries relate only to manufacturing (which includes repair, servicing or processing) we are concerned at present with the Division 2 & 3. This

Division has 19 major groups and 176 minor groups. Other Divisions and their major groups would appear in Tables E-III and E-IV.

From the table it will be seen that the industry of manufacture of Food Products is numerically the most important industry of the territory. The position entirely changes if the number of persons employed in the industries is taken into consideration as in that case manufacturing of cotton textiles gets a precendence over Food Products. Nearly one third of the total workers employed in the industrial establishments are found working in the two cotton textile factories. In addition to these 2 factories there is also one more factory under group 26 employing 50 persons. The remaining 8 factories are distributed under the industry groups 20-21, 31, 32, 37 and 39.

NATIONAL INDUSTRIAL CLASSIFICATION (N.I.C.)—1970

(As adopted by the office of the Registrar General, India, for the Industrial Classification of 'Establishment' and 'economically active population')

INTRODUCTION

Industrial Classifications are used in the Classification of economically active population, in the presentation of statistics of industrial production and distribution, labour statistics and economic data like national income etc., Comparability of statistics available from various sources on different aspects of economy, and the usability of data for economic analysis demand standardisation of the system of Industrial Classification.

The Industrial Classification used in the population Census differed from one census to another and till 1951 Census, it was generally an amalgam of industrial and occupational features.

In the 1961 Census, the Indian Standard Industrial Classification (ISIC) evolved in 1958 by the Directorate General of Employment and Training was used. There has been a variety of Industrial Classifications in India such as Labour Bureau's industrial classification of factories, Standard Industrial Classification evolved by Central Statistical Organisation etc. While attempts have been made in several cases to bring these classifications in line with the I.S.I.C. these have produced different versions depending on the nature of the respective needs. An attempt at evolving a Standard Industrial Classification was made when an interdepartmental meeting, in which all concerned departments of the Central Government along with other important users were represented, was held in April, 1964 to consider the subject. After a detailed consideration of general principles for a Standard Industrial Classification, the meeting appointed a Technical Committee consisting of representatives of the Registrar General, India, Directorate General of Employment and Training, Ministries of Internal Trade and Industry and the Central Statistical Organisation (C.S.O.) to work out a three-digit level standard classification of industries. In the meantime, the Statistical Office of the United Nations was also considering the revision of the I.S.I.C. 1968. This was ready in September, 1968 and it was circulated by the C.S.O. among all concerned organisations inviting their suggestions. After a number of meetings of the representatives of these organisations, the National Industrial Classification (N.I.C.) 1970 was finalised. This has been adopted by the Office of the Registrar General, India, with suitable modification.

Like the I.S.I.C.-1969, the National Classification attempts to group together economic activities which are akin in terms of the process adopted, the raw materials used and the finished products produced. The Classification does not draw any distinction according to the type of ownership or type of economic organisation. And except in cases like textiles etc., where traditional processes of production are in vogue in significant measures, the Classification does not endeavour to distinguish between various modes of operation as for instance, using power or not using power factory or household, large-scale or small-scale. Identification of the special features of the Indian economy, where in certain sectors traditional processing is substantial, has been attempted in the two-digit and three-digit levels in the N.I.C. 1970.

The basis of classification being the nature of economic activity carried on in an establishment, it follows that the unit classification should be an establishment. The term 'establishment' may be defined as an economic unit which is engaged in one or predominately one kind of activity usually at a single physical location under single ownership or control. A firm or enterprise may have more than one establishment either on the same location or on different locations engaged either in the same economic activity or in different economic activities. In either case, each establishment is to be counted separately and classified appropriately. It is also likely that some establishments are engaged in more than one economic activity. To the extent possible, it is desirable to treat each technical unit, or ancillary unit or welfare unit, engaged in a different type of activity as a separate establishment. Examples of technical units are the departments of textile mills which

spin yarn, weave cloth, and dye the cloth or Departments of a meat packing plant which produce *lard lure bacon* or can meat. Clearest examples of ancillary units are central administration offices, warehouses, garages, repairshops and electric power plants which primarily serve their parent units. Examples of welfare units are schools or dispensaries run by say, steel mills for the benefit of their employees. Where it is not possible to separate technical, ancillary and welfare units from their parent establishments, the establishment will have to be classified into one or other of the minor groups in the Classification according to the major activity of the establishment. The major activity of the establishment should generally be ascertained by reference to value added by the production of different products or services rendered or net revenue derived from the various activities. Where such an assessment is not possible, the classification may be determined in terms of gross revenue attributable to the products or services put by the establishment, the number of persons employed on various activities or the proportion of labour-cost assignable to those activities whichever may be convenient and appropriate. Where the integration of activities in an establishment and in the case of a factory producing pulp as well as paper, the classification will have to depend on the final product irrespective of the magnitude of the value added at different levels of production. In the Indian economy, it sometimes becomes necessary to classify by industry persons who are own-account workers, as in the censuses of population and sample surveys of households. In such cases the distinction between industrial and occupational classifications becomes blurred. In the case of such own-account workers, it is desirable to classify them under industries appropriately akin to their occupations.

The National Industrial Classification (N.I.C.)-1970 consists of:

10 Divisions (at the first digit level);

66 Major Groups (at the second digit level); and

385 Minor Groups (at the third digit level).

While adopting the N.I.C.-1970, and Office of the Registrar General, India, have made a modification in the classification of 'Repairing' or 'Repair-service'-establishments.

In the N.I.C.-1970 'Repair work' has been included in 'Manufacture' in some cases like, Minor Groups.

"351-Manufacture and repair of drills, coal cutting machines, etc., etc.," and

"359-Manufacture and repair of non-electrical machinery etc., etc.";

While in case of the repairing establishments, such as "Repair of Footwear and Leather goods etc., Electrical repair shops, repair of Motor Vehicles and Motor Cycles, etc.," these have been classified under Major Group 97-"Repair Services" and yet another Division 'Y' and Major Group 'YO' as 'Repair Service (if not included under Major Group 97)', has been provided.

It was felt that 'Repairs' should be assigned to 'Manufacturing or processing' activity under Division '2 and 3' which incidentally makes for comparability of classification at the 1961 Census. Accordingly a Major Group '39-Repair' has been inserted under Division '2 and 3' with the following Minor Groups:

390-Repair of Footwear and other leather goods.

391-Electrical Repair shop.

392-Repair of Motor Vehicles and Motor Cycles.

393-Repair of watch, clock and jewellery.

394-Repair of Bicycles and Cycle-rickshaws.

395-Repair enterprises not elsewhere classified.

The N.I.C.-1970 incorporates some of the major revisions contained in the I.S.I.C., 1969, e.g., transfer of 'Restaurants and Hotels' from 'Services' to 'Trade', clubbing of Banking, Insurance, Real Estate, and Business services; transfer of veterinary service from Agricultural Services to Medical and Health Services, treating sanitary services among community services etc.

NATIONAL INDUSTRIAL CLASSIFICATION (NIC)--1970

This classification groups the industries into :

10	Divisions (0 to 9 & 'X')
66	Major Groups
385	Minor Groups

The Divisions, Major Groups and Minor Groups with their code numbers are listed below :

DIVISIONS

(One digit level of classification)

0	—	Agriculture, Hunting, Forestry and Fishing
1	—	Mining and Quarrying
2 & 3	—	Manufacturing and Repair
4	—	Electricity, Gas and Water
5	—	Construction
6	—	Wholesale and Retail Trade and Restaurants & Hotels
7	—	Transport, Storage and Communications
8	—	Financing Insurance, Real Estate and Business Services
9	—	Community, Social and Personal Services
X	—	Activities not Adequately Defined

MAJOR GROUPS

(Two digit level of classification)

Major Groups		Description
		Division O—Agriculture, Hunting, Forestry and Fishing
00	—	Agricultural Production
01	—	Plantation
02	—	Livestock Production
03	—	Agricultural Services
04	—	Hunting, Trapping and Game Propagation
05	—	Forestry and Logging
06	—	Fishing
		Division 1—Mining and Quarrying
10	—	Coal Mining
11	—	Crude Petroleum and Natural Gas
12	—	Metal Ore Mining
19	—	Other Mining
		Division 2 & 3—Manufacturing and Repair
20-21	—	Manufacture of Food Products
22	—	Manufacture of Beverages, Tobacco & Tobacco Products.
23	—	Manufacture of Cotton Textiles
24	—	Manufacture of Wool, Silk and Synthetic Fibre Textiles.
25	—	Manufacture of Jute, Hemp and Mesta Textiles
26	—	Manufacture of Textile Products (including Wearing Apparel other than Footwear)
27	—	Manufacture of Wood and Wood Products, Furniture & Fixtures
28	—	Manufacture of Paper and Paper Products & Printing Publishing and Allied Industries
29	—	Manufacture of Leather, Leather & Fur Products, (except repair)
30	—	Manufacture of Rubber Plastic Petroleu and Coal Products
31	—	Manufacture of Chemicals and Chemical Products (except Products of Petroleum and Coal)
32	—	Manufacture of Non-Metallic Mineral Products
33	—	Basic Metal and Alloys Industries
34	—	Manufacture of Metal Products and Parts except Machinery and Transport Equipment
35	—	Manufacture of Machinery, Machine Tools and Parts except Electrical Machinery
36	—	Manufacture of Electrical Machinery Apparatus, Appliances and Supplies and Parts
37	—	Manufacture of Transport Equipment and Parts
38	—	Other Manufacturing Industries
39	—	Repair
		Division 4—Electricity Gas and Water
40	—	Electricity
41	—	Gas and Steam
42	—	Water Works and Supply
		Division 5—Constructions
50	—	Construction
51	—	Activities Allied to Construction
		Division 6—Whole sale and Retail Trade and Restaurants & Hotels
60	—	Wholesale Trade in Food, Textiles, Live Animals : Beverages and Intoxicant
61	—	Wholesale Trade in Fuel, Light, Chemicals Perfumery, Ceramics Glass
62	—	Wholesale Trade in Wood, Paper, Other Fabrics Hide and Skin and Inedible Oils
63	—	Wholesale Trade in All Types of Machinery Equipment including Transport and Electrical Equipment
64	—	Wholesale Trade in Food and Miscellaneous Manufacturing
65	—	Retail Trade in Food and Food Articles, Beverage Tobacco and Intoxicants

Major Group		Description
66	—	Retail Trade in Textiles
67	—	Retail Trade in Fuel and other Household Utilities and Durables
68	—	Retail Trade in Others
69	—	Restaurants and Hotels
		Division 7—Transport Storage and Communications
70	—	Land Transport
71	—	Water Transport
72	—	Air Transport
73	—	Services incidental to Transport
74	—	Storage and Warehousing
75	—	Communications
		Division 8—Financing Insurance, Real Estate and Business Services
80	—	Banking and Similar Type of Financial institutions
81	—	Providents and Insurance
82	—	Real Estate and Business Services
83	—	Legal Services
		Division 9—Community Social and Personal Services
90	—	Public Administration & Defence Services
91	—	Sanitary Services
92	—	Education Scientific and Research Services
93	—	Medical & Health Services
94	—	Community Services
95	—	Recreational & Cultural Services
96	—	Personal Services
98	—	International and Other Extra Territorial Bodies Services
99	—	Services not elsewhere classified
		Division 8—Activities not Adequately Defined
XO	—	Persons without any Affiliation to any particular industry (including fresh entrants to labour force)
X1	—	Activities not Adequately Defined (Other than that in XO)

MINOR GROUPS

(Three digit level of classification)

Major Group	Minor Group	Description
		Division 0—Agriculture, Hunting, Forestry & Fishing
00		*Agricultural Production*
	000	Cereal Crops (paddy, wheat , jowar, bajra, maize, ragi, barley & gram etc.)
	001	Pulses (arhar, moong, masoor, urd & etc.)
	002	Raw cotton
	003	Raw jute, mesta
	004	Sunn hemp and other kindred fibres
	005	Production of oilseeds such as sesamum, groundnuts, rape, mustard, linseed, castor seeds, etc.
	006	Sugarcane
	007	Roots and tubers, vegetables, pan, singhara, chillies and spices (other than pepper and cardamom) and flowers and parts of plants
	008	Agricultural production not elsewhere classified
01		*Plantations*
	010	Tea
	011	Coffee
	012	Rubber
	013	Tobacco
	014	Pepper
	015	Cardamom
	016	Edible-nuts (excluding coconut and ground nut), walnut, almond, cashewnut, etc,
	017	Production of fruits, coconuts e.g. bananas apples, grapes, mangoes, oranges.
	018	Production of ganja, cinchona, opium, etc.
	019	Crops of plantations, not elsewhere classified (*e.g.* Betel nuts, etc.)
		Division 0—Agriculture, Hunting, Forestry & Fishing—contd.
02		*Livestock Production*
	020	Cattle and goats-breeding, rearing, ranching etc. and production of milk.
	021	Rearing of sheep and production of wool.
	022	Rearing horses, mules, camels and other pack animals.
	023	Rearing of pigs and other animals.
	024	Rearing of ducks, hens and other birds and production of eggs.
	025	Rearing of bees and production of honey and wax.
	026	Rearing of Silk-worms and production of cocoons and raw silk.
	029	Rearing of livestock and production of livestock products not elsewhere classified.
03		*Agricultural Services*
	030	Pest destroying, spraying, pruning of infected stems.
	031	Operation of irrigation system.
	032	Animal sharing and livestock services (other than veterinary services).
	033	Grading agricultural and livestock products.
	034	Horticultural and nursery services.
	035	Soil conservation.
	036	Scientific services like soil testing.
	039	Agricultural services not elsewhere classified (likeland clearing, land draining etc)
04		*Hunting, Trapping and game Propagation*
	040	Hunting, Trapping and game propagation for commercial purposes (other than for sport).
05		*Forestry and Logging*
	050	Planting, replanting and conservation of forests.

Major Group	Minor Group	Description
		Division 0—Agriculture, Hunting Forestry & Fishing—contd.
	051	Logging-felling and cutting of trees and preparation of rough, round, hewn or riven logs (including incidental hauling).
	052	Production of fuel (including charcoal by burning) by exploitation of forests.
	053	Gathering of fodder by exploitation of forests.
	054	Gathering of uncultivated materials such as gums, resins, lac, barks, herbs, wild fruits and leaves by exploitation of forests.
	059	Other forests products not elsewhere classified such as munjh.
06		*Fishing*
	060	Ocean, sea and coastal fishing
	061	Inland water fishing.
	062	Pisciculture—rearing of fish.
	063	Collection of pearls, conches, shells, sponge and other sea products.
	069	Fishing and allied activities not elsewhere classified.
		Division 1—Mining and Quarrying
10		*Coal Mining*
	100	Coal.
	101	Lignite.
11		*Crude Petroleum and Natural Gas*
	110	Crude Petroleum.
	111	Natural gas.
12		*Metal Ore Mining*
	120	Iron ore.
	121	Manganese.
	122	Chromite.
	123	Bauxite.
	124	Gold, and Silver Ores.
	125	Copper Ore.
	126	Lead and Zinc Ores.
	127	Limenite and Rutile.
	128	Wolfram.
	129	Metal Ores and not elsewhere classified.
19		*Other Mining*
	190	Stone quarrying clay and sand pits.
	191	Chemicals and fertilizer mineral mining (such as soda ash, sulphur, phosphates nitrates, etc.).
	192	Salt mining and quarrying including crushing, screening and evaporating in pans.
	193	Precious and semi-precious stones.
	194	Mica.
	195	Gypsum.
	199	Other mining not elsewhere classified (casbestos, quartz, tale and Soap stone natural abrasives other than sand, graphite, etc.).

Major Group	Minor Group	Description
		Division 2 & 3—Manufacturing and Repair
20--21		*Manufacture of Food Product*
	200	Slaughtering, preparation & preservation of meat.
	201	Manufacture of dairy products.
	202	Canning and preservation of fruits and vegetables.
	203	Canning, preserving and processing of fish, crustacea and similar foods.
	204	Grain mill products.
	205	Manufacture of bakery products.
	206	Manufacture and refining of sugar (vacuum pan sugar factories).
	207	Production of indigenous sugar boora, khandsari, gur, etc. from sugar-cane palm juice.
	208	Production of common salt.
	209	Manufacture of cocoa, chocolate and sugar confectionary (including sweetmeats).
	210	Manufacture of hydrogenated oils, Vanaspati ghee, etc.
	211	Manufacture of other edible oils and fat e.g. mustard oil, ground nut oil, til oil etc. (Inedible oils shown under 315).
	212	Tea processing.
	213	Coffee curing, roasting and grinding.
	214	Cashewnut processing like drying, shelling roasting, salting etc.
	215	Manufacture of ice.
	216	Manufacture of prepared animal feeds.
	217	Manufacture of starch.
	219	Manufacture of food products not else where classified.
		Manufacture of Beverages, Tobacco and Tobacco Products.
	220	Distilling, rectifying and blending of spirits
	221	Wine industries.
	222	Malt liquors and malt.
	223	Production of country liquor and toddy.
	224	Soft drinks and carbonated water Industries,
	225	Tobacco stemming, redrying and all other operations which are connected with preparing raw leaf tobacco for manufacture.
	226	Manufacture of bidi.
	227	Manufacture of cigars, cigarettes, cherroots and cigarette tobacco.
	228	Manufacture of chewing tobacco, zarda and snuff.
	229	Manufacture of tobacco and tobacco products, not elsewhere classified.
		Manufacture of Cotton Textiles.
	230	Cotton ginning, cleaning and baling.
	231	Cotton spinning, weaving, shrinknig sanforizing, mercerising and finishing of cotton tex tiles in mills.

Major Group	Minor Group	Description
		Division 2 & 3—*Manufacturing and Repair*—contd.
	232	Printing, dyeing and bleaching of cotton textiles.
	233	Cotton spinning other than in mills (charkha).
	234	Production of khadi.
	235	Weaving and finishing of cotton textiles in handlooms, other than khadi.
	236	Weaving and finishing of cotton textiles in powerlooms.
	239	Cotton textiles not elsewhere classified.
24		*Manufacture of Wool, Silk and Synthetic Fibre Textiles*
	240	Wool cleaning, baling and pressing.
	241	Wool spinning, weaving and finishing in mills.
	242	Wool spinning and weaving (other than in mills).
	243	Dyeing and bleaching of woollen textiles.
	244	Manufacture of wool not elsewhere classified.
	245	Spinning, weaving and finishing of silk.
	246	Printing, dyeing and bleaching of silk textiles.
	247	Spinning, weaving and finishing of other textiles—synthetic fibres, rayons, nylons, etc.
	248	Printing, dyeing and bleaching of synthetic textiles.
	249	Silk and synthetic fibre textiles not elsewhere classified.
25		*Manufacture of Jute, Hemp and Mesta Textiles*
	250	Jute and Mesta pressing and baling.
	251	Jute and Mesta spinning and weaving.
	252	Dyeing, printing and bleaching of jute textiles.
	253	Preparing, spinning, weaving and finishing of hemp and other coarse fibres.
	259	Manufacture of jute bags and other jute textiles not elsewhere classified.
26		*Manufacture of Textile Products (including Wearing Apparel other than Footwear)*
	260	Knitting mills.
	261	Manufacture of all tyes of threads, cordage, ropes, twines, nets, etc.
	262	Embroidery and making of crapes laces and fringes.
	263	Weaving carpets, rugs and other similar textile products.
	264	Manufacture of all types of textiles, garments including wearing apparel.
	265	Manufacture of rain coats, hats, etc.
	266	Manufacture of made up textile goods (except garments) such as curtains mosquito nets, etc.
	267	Manufacture of water proof textiles such as oil cloth, tarpaulin, etc.
	268	Manufacture of coir and coir products.
	269	Manufacture of textiles not elsewhere classified like linoleum, padding, wadding, upholstering, filling.
27		*Manufacture of Wood and Wood Products Furniture and Fixtures.*
	270	Manufacture of veneer, plywood and their products.
	271	Sawing and planing of wood (other than plywood).
	272	Manufacture of wooden and cane boxes crates, drums, barrels and other wooden containers, baskets and other rattan, bamboo, read and willow wares made entirely or mainly of cane, rattan, reed bamboo and willow.
	273	Manufacture of structural wooden goods (including treated timber) such as beams posts, doors and windows (excluding hewing and rough shaping of poles, bolts and other wood material which is classified under logging).
	274	Manufacture of wooden industrial goods, such as bobbins, blocks, handles, saddling and similar equipment and fixtures.
	275	Manufacture of cork and cork products.
	276	Manufacture of wooden furniture and fixtures.
	277	Manufacture of bamboo and cane furniture and fixtures.
	279	Manufacture of wood and reed, bamboo and cane products not elsewhere classified.
28		*Manufacture of Paper and paper Products and Printing, Publishing and Allied Industries.*
	230	Manufacture of pulp, paper and paper board including newsprint.
	281	Manufacture of container and boxes of paper and paper board.
	282	Manufacture of pulp a product not elsewhere classified like dolls.
	283	Manufacture of paper and paper board articles not elsewhere classified.
	284	Printing and publishing of newspaper.
	285	Printing and publishing of periodicals, books, journals, atlases, maps, sheet music directories.
	286	Printing of bank notes, curreny notes, postage stamps; security presses.
	287	Engraving, etching, block making etc.
	288	Book Binding.
	289	Printing, publishing and allied activities not elsewhere classified like envelope printing, picture post card printing, embossing.
29		*Manufacture of Leather and Leather and Fur products (except Repair).*
	290	Tanning, currying, finishing, embossing and japanning of leather.
	291	Manufacture of footwear (excluding repair) except vulcanized or moulded rubber or plastic footwear.
	292	Manufacture of wearing apparel like coats, gloves, etc. of leather and substitutes of leather.

Major Group	Minor Group	Description
		Division 2 & 3—*Manufacturing* and *Repair*—contd.
	293	Manufacture of Leather Consumer Goods (other than apparel and footwear).
	294	Scrapping, currying, tanning, bleaching and dyeing of fur and other pelts for the trade.
	295	Manufacture of wearing apparel of fur and pelts.
	296	Manufacture of fur and skin rugs and other articles.
	299	Manufacture of Leather and Fur Products not elsewhere classified.
30		*Manufacture of Rubber, Plastic, Petroleum and Coal Products.*
	300	Tyre and tube industries.
	301	Manufacture of footwear made primarily of vulcanized or moulded rubber and Plastic.
	302	Manufacture of rubber products not elsewhere classified.
	303	Manufacture of plastic products not elsewhere classified (except house furnishing)
	304	Petroleum refineries.
	305	Manufacture of products of petroleum not elsewhere classified.
	306	Production of coal tar in coke ovens.
	307	Manufacture of other coal and coal tar products not elsewhere classified.
31		*Manufacture of Chemicals and Chemical Products (except Products of Petroleum and Coal).*
	310	Manufacture of basic industrial organic and inorganic chemicals and gases such as acids, alkalies and their salts; gases like acetylene, oxygen, nitrogen, etc.
	311	Manufacture of fertilisers and pesticides.
	312	Manufacture of paints, varnishes, and lacquers
	313	Manufacture of drugs and medicines
	314	Manufacture of perfumes, cosmetics, lotions hair dressings, tooth pastes, soap in any form, synthetic, detergents, shampoos, shaving products, cleansers, washing and scouring and products and other toilet preparations.
	315	Manufacture of inedible oils.
	316	Manufacture of turpentine, synthetic resins, plastic matrials and synthetic fibres like nylon, terylene except glass.
	317	Manufacture of matches.
	318	Manufacture of explosives and ammunition and fire works.
	319	Manufacture of chemical products not elsewhere classified (including photo-chemicals, sensitised films and paper)
32		*Manufacture of Non-Metallic Mineral Products*
	320	Manufaature of structural clay products
	321	Manufacture of glass and glass products
	322	Manufacture of earthen ware and earthen pottery.

Major Group	Minor Group	Description
		Division 2&3—*Manufacturing* and *Repair*—contd.
	323	Manufacture of china-ware and porcelain-ware.
	324	Manufacture of cement, lime and plaster.
	325	Manufacture of mica products.
	326	Manufacture of structural stone goods stone dressing and stone crushing, stone ware.
	327	Manufacture of earthen and plaster statues and other products.
	328	Manufacture of asbestos, cement and other cement products.
	329	Manufacture of miscellaneous non-metallic mineral prodcuts such as slate products, abrasives, graphite products, mineral wool, silica products and other non-metallic mineral products not elsewhere classified.
33		*Basic Metal and Alloys Industries*
	330	Iron and steel industries.
	331	Foundries for casting and forging iron and steel.
	332	Manufactute of ferro-alloys.
	333	Copper manufacturing.
	334	Brass manufacturing.
	335	Aluminium manufacturing.
	336	Zinc manufacturing.
	339	Other non-ferrous metal industries.
34		*Manufacture of Metal Products and Parts except Machinery and Transport Equipment.*
	340	Manufacture of fabricated metal products such as metal cans from tin-plate, terne plate or enamelled sheet metal, metal shipping containers, barrels drums, kegs, pails, safes, vaults, enamelled sanitary and all other fabricated metal products not elsewhere classified.
	341	Manufacture of structural metal products.
	342	Manufacture of furniture and fixtures primarily of metal.
	343	Manufacture of hand tools and general hardware.
	344	Enamelling, japanning, lacquering, galvanising, plating and polishing metal products.
	345	Manufacture of metal utensils, cutlery and kitchenware.
	349	Manufacture of metal products except machinery and transport equipment not elsewhere classified, like type-founding.
35		*Manufacture of Machinery, Machine tools and Parts except Electrical Machinery.*
	350	Manufacture of agricultural machinery and equipment and parts.
	351	Manufacture and repair of drills, coal cutting machines, earth moving, lifting and hoisting machinery, cranes conveyors and road rollers and other heavy machinery and equipment used by construction and mining dustries.

Major Group	Minor Group	Description
		Division 2 & 3—Manufacturing and Repair—contd.
	352	Manufacture of prime movers, boilers and steam generating plants such as diesel engines and parts.
	353	Industrial Machinery for Food and Textile Industries.
	354	Industrial Machinery for other than Food and Textiles Industries.
	355	Manufacture of Refrigerators, Airconditioners, and Fire Fighting Equipment and other parts components and accessories.
	356	Manufacture, alteration and repair of general items of non-electrical machinery, components, equipment and accessories not elsewhere classified, e.g., manufacture and repair of size reduction equipment like Pentagraph, Mapograph etc. crushers, conveyors, bucket elevators, ship hoist cranes, derricks, etc., mixers and reactors, centrifugal machines, driers, etc., power driven pumps, etc.; air gas, compressors & vaccuum pumps (excluding electrical furnaces), etc.
	357	Manufacture of Machine Tools, their parts and accessories.
	358	Manufacture of office computing and accounting machinery and parts.
	359	Manufacture and repair of non-electrical machinery, equipment, components and accessories not elsewhere classified, (such as sewing machines, automatic merchandising machines, washing, laundry, dry-cleaning and pressing machines cooking ranges and ovens, other service industry machines, arms and armament etc.).
36		*Manufacture of Electrical Machinery Apparatus, Appliances and Supplies and Parts.*
	360	Manufacture of electrical industrial machinery and apparatus and parts (such as electrical motors, generators, transformers, electro-magnetic clutches and brakes etc.).
	361	Manufacture of insulated wires and cables.
	362	Manufacture of dry and wet batteries.
	363	Manufacture of electrical apparatus-appliances and their parts such as lamps, bulbs, tubes, sockets, switches, fans insulators (except porcelain), conductors, irons, heaters, shavers, vaccuum cleaners etc., excluding repairing.
	364	Manufacture of radio and television transmitting and receiving a sets including transistor radio sets, sound reproducing and recording equipment including tape recorders, public address systems, gramophone records and pre-recorded magnetic tapes, wire and wireless telephone and telegraph equipment, signalling and detection equipment and apparatus, radar equipment and installations parts and supplies especially used for electronic apparatus classified in this group.
		Division 2&3—Manufacturing and Repair—contd.
	365	Manufacture and repair of Radiographic X-ray apparatus and tubes and parts.
	366	Manufacture of Electronic Computers, Control Instruments and other Equipment.
	367	Manufacture of electronic components and accessories not elsewhere classified.
	369	Manufacture of electrical machinery, apparatus, appliances and supplies and parts not elsewhere classified.
37		*Manufacture of Transport Equipment and parts*
	370	Ship building and repairing.
	371	Manufacture of Locomotives and parts.
	372	Manufacture of Railway wagons and coaches and parts.
	373	Manufacture of other rail-road equipment.
	374	Manufacture of motor vehicles and parts.
	375	Manufacture of motor-cycles and scooter and parts.
	376	Manufacture of bicycles, cycle-rickshaw and parts.
	377	Manufacture of aircrafts and its parts.
	378	Bullock-carts, push-carts, hand carts, etc.
	379	Manufacture of transport equipment and parts not elsewhere classified.
38		*Other Manufacturing Industries.*
	380	Manufacture of medical, surgical and scientific equipment.
	381	Manufacture of photographic and optical goods (excluding photo chemicals, sensitised paper and film).
	382	Manufacture of watches and clocks.
	383	Manufacture of jewellery and related articles.
	384	Minting of coins.
	385	Manufacture of sports and athletic goods.
	386	Manufacture of Musical instruments.
	387	Manufacture of stationery articles like fountain pens, pencils, pens, pin cushions tags, etc., not elsewhere classified.
	389	Manufacture of miscellaneous products not elsewhere classified such as costume jewellery, costume novelties, feather, plums, artificial flwoers, brooms, brushes, lamp shades, tobacco pipes, cigarette holders ivory goods, badges, wigs and similar articles.
39		*Repair*
	390	Repair of footwear and other leather goods.
	391	Electrical repair shops.
	392	Repair of motor vehicles and motorcycles.
	393	Repair of watch, clock and jewellery.
	394	Repair of bicycles and cycle rickshaws
	399	repair of enterprises notecelse where classified

Major Group	Minor Group	Description
		Division 4—Electricity, Gas and Water
40		*Electricity*
	400	Generation and transmission of electric energy.
	401	Distribution of electric eenrgy to household industrial and commercial and other users.
41		*Gas and Steam*
	410	Manufacture of gas in gas works and distribution through mains to household, industrial and commercial and other users.
42		*Water Works and Supply*
	420	Water supply *i.e.* collection, purification distribution of water.
		Division 5—Constructions
50		*Construction*
	500	Construction and maintenance of buildings (including aerodromes).
	501	Construction and maintenance of roads, railways, bridges, tunnels, pipe line ports, harbours, runways, etc.
	502	Construction and maintenance of telegraph and telephone lines and other communication systems.
	503	Construction and maintenance of water-ways and water reservoirs such as bund, embankments, dams, canals, tanks, wells, tube wells, etc.
	504	Construction of hydro-electric projects.
	505	Construction of industrial plants including thermal plants.
	509	Construction not elsewhere classified.
51		*Activities allied to Construction*
	510	Plumbing.
	511	Heating and air conditioning installation lift installation, sound proofing, etc.
	512	Setting of tile, marble, brick, glass and stone.
	513	Plumber works such as fixing of doors, windows, panels, painting and decorating.
	514	Electrical installation.
	519	Other activities allied to construciton not elsewhere classified, such as fixing handpumps.
		Division 6—Wholesale and Retail Trade and Restaurants and Hotels.
60		*Wholesale Trade (W.T.) in Food, Textiles. Live Animals Beverages and Intoxicants.*
	600	Wholesale trade in cereals and pulses
	601	Wholesale trade in Foodstuff other than cereals and pulses.
	602	Wholesale trade in textiles and textile products, like all kinds of fabrics garments, shirtings, suitings, hosiery goods.

Major Group	Minor Group	Description
		Division 6—Wholesale and Retail Trade and Restaurants and Hotels—contd.
	603	Wholesale trade in beverages other than intoxicants, e.g. aerated water.
	604	Wholesale trade in intoxicants like wines and liquors including bottling.
	605	Wholesale trade in intoxicants like opium, ganja etc.
	606	Wholesale trade in tobacco and tobacco products.
	607	Wholesale trade in animals.
	608	Wholesale trade in straw and fodder.
61		*Wholesale trade in Fuel, Light, Chemicals. Perfumery, Ceramics, Glass.*
	610	Wholesale trade in medicines and chemicals.
	611	Wholesale trade in fuel and lighting products.
	612	Wholesale trade in toilets, perfumery and cosmetics.
	613	Wholesale trade in metal, porcelain and glass utensil crockery and chinaware.
62		*Wholsaale trade in Wood, Paper, Other Fabrics and Skin and Inedible Oils*
	620	Wholesale trade in petrol, mobil oil and allied products.
	621	Wholesale trade in wood, cane, bamboo thatches, etc.
	622	Wholesale trade in paper and other stationery goods.
	623	Wholesale trade in skin, leather and fur etc.
63		*Wholesale trade in All Types of Machinery Equipment, including Transport and Electrical Equipment.*
	630	Wholesale trade in agricultural and industrial machinery, e.g. harvestors, sowing machines, etc.
	631	Wholesale trade in electrical machinery and equipment.
	632	Wholesale trade in transport and storage equipment.
64		*Wholesale trade in miscellaneous Manufacturing.*
	640	Wholesale trade in furniture and fixtures.
	641	Wholesale trade in rubber and rubber products.
	642	Wholesale trade in household and equipment not elsewhere classified.
	643	Wholesale trade in building materials
	644	Wholesale trade in clocks, eye-glasses and frames.
	645	Wholesale trade in hardware and sanitary equipments.
	646	Wholesale trade in scientific , medical and surgical instruments.
	647	Wholesale trade in precious metals, stones and jewellery.
	649	Wholesale trade in goods not elsewhere classified.

Major Group	Minor Group	Description
		Division 6—Wholesale and Retail Trade and Restaurants and Hotels—contd.
65		*Retail trade (R.T.) in Food and Food Articles, Beverages, Tobacco and Intoxicants*
	650	Grain and grocery store.
	651	Vegetable and fruit selling.
	652	Dealers in meat, fish and poultry.
	653	Dealers in sweetmeat, bakery products, dairy products and eggs.
	654	Pan, bidi, cigarettee shops.
	655	Dealers in aerated water, soft drinks and ice cream.
	656	Wine and liquor shops.
	659	Retails trade in food and food articles beverage, tobacco and intoxicants not elsewhere classified.
66		*Retail trade in Textiles.*
	660	Dealers in textiles (non-ready made)
	661	Dealers in ready-made garments.
67		*Retail trade (R.T.) in Fuel and other Household Utilities and Durables.*
	670	Dealers in firewood, coal and kerosene oil.
	671	Utensil shops.
	672	Fancy stores cincluding crockery and glass-ware dealers).
	673	Dealers in electrical and electronic goods.
	674	Furniture shops.
	675	Jewellery marts.
	676	Footwear shops.
	679	Retail trade in fucl and other household utilities and durables not elsewhere classified.
68		*Retail Trade in Others.*
	680	Medical shops.
	681	Booksellers and stationers.
	682	Dealers in buildings material.
	683	Dealers in transport equipment.
	684	Petrol fillings stations.
	689	Retail trade in others not elsewhere classified.
69		*Restaurants and Hotels.*
	690	Restaurants, cafes and others eating and drinking places.
	691	Hotels, rooming houses, camps and other lodging places.
		Division 7—Transport, Storage and Communications
70		*Land Transport.*
	700	Railway transport.
	701	Passenger transpor. by tramway and bus-services.
	702	Passenger transport by other motor vehicles.
	703	Freight transport by motor vehicles.

Major Group	Minor Group	Description
		Division 7—Transport, Storage and Communications—concld.
	703	Hackney carriages bullock-carts, *ekka*. tonga, etc.
	705	Transport by animals like horses, elephants, mules, camels, etc.
	706	Transport by man (including rickshaw pullers hand-cart pullers, porters, coolies etc.)
	707	Pipeline transport.
	708	Supporting services to land transport like operation of highway bridges, toll roads, vehicular tunnels, parking lots, etc.
71		*Water-transport*
	710	Ocean and coastal water transport.
	711	Inland water transport.
	712	Supporting services to water-transport like operation and maintenance of piers docks, pilotage, light houses, loading and discharging of vessels, etc.
72		*Air Transport*
	720	Air-transport carriers (of passengers and freight).
	721	Supporting services to air-transport, like operation of airports, flying facilities radio beacor flying control centres, radar stations, etc.
73		*Services Incidental to Transport*
	730	Services incidental to transport such as packing, crating travel agency, etc.
74		*Storage and Ware-Housing*
	740	Ware Housing.
	741	Cold-storage.
	749	Storage and ware-housing not elsewhere classified.
75		*Communications*
	750	Postal, telegraphic, wireless and signal communication.
	751	Telephone communication.
	759	Communication not elsewhere classified
		Division 8—Financing, Insurance, Real Estate and Business Services.
80		*Banking and Similar Type of Financial Institutions.*
	800	Banking.
	801	Credit Institutions other than Banks such as saving and loan associations, agricultural credit institution industrial development banks, etc.
	809	Other financial institutions such as pawn brokers, money lenders, financiers, chit-funds, etc.
81		*Providents and Insurance*
	810	Provident Services.
	811	Insurance carriers, Life.
	819	Insurance carriers other than life, such as fire, marine, accident, health etc.

Major Group	Minor Group	Description
		Division 8—Financing, Insurance, Real/Estate and Business Service—concld.
82		*Real/Estate and Business Services.*
	820	Purchase, sale letting and operating of real estate such as residential and non-residential buildings, developing and sub-dividing real estate into lots, lessors of real property, real estate agents brokers and managers engaged in renting buying and selling, managing and appraising real estate on contract or fee basis.
	821	Purchase and sale, agents and bokers.
	822	Auctioneering.
	823	Accounting, auditing and book-keeping services.
	824	Data processing and tabulating services
	825	Engineering, architectural and technical services.
	826	Advertising and publicity services.
	827	Machinery and equipment, rental and leasing.
	828	News Agencies e.g., P.T.I., U.N.I. Reuter etc.
	829	Business services, except machinery and equipment and rental and leasing, not elsewhere classified.
83		*Legal Services*
	830	Legal Services, such as those rendered by advocates, barristers, solicitors, pleaders, mukhtiars, etc.
		Division 9—Community, Social and Personal Services
90		*Public Administration and Defence Services*
	900	Public services in the union Government including Defence Services.
	901	Public Services in State Governments including Police Services.
	902	Public Servives in local bodies department and offices engaged in administration like local taxation, business regulations etc.
	903	Public Services in Quasi-government bodies.
91		*Sanitary Services*
	910	Sanitation and similar servives such as garbage and sewage disposal, operations of drainage systems and all other type of work connected with public health and sanitation.
92		*Education, Scientific and Research Services*
	920	Educational servives rendered by technical or vocational colleges, schools and other institutions.
	921	Educational services rendered by non-technical colleges, schools, universities and other institutions.
	922	Research and Scientific Services not classified elsewhere such as those rendered by institution and laboratories engaged in research in the biological, Physical and social sciences, meteorological institutes and medical research organisation, etc.

Major Group	Minor Group	Description
		Division 9—Community, Social and Personal Services—contd.
93		*Medical and Health Services*
	930	Health and medical services rendered by organisations and individuals such as hospitals, dispensaries sanatoria, nursing, homes, maternal and child welfare clinics by allopathic, Ayurvedic, Unani, Homoeopathic etc., practitioners.
	931	Veterinary Services.
94		*Community Services*
	940	Religious services by organisations or individuals.
	941	Welfare services rendered by organisations operating on a non-profit basis for the promotion of welfare of the communities such as relief societies redresses homes for the aged, blind, fire brigade services, etc.
	942	Business, professional and labour organisations.
	949	Community services not elsewhere classified
95		*Recreational and Cultural Services*
	950	Motion picture production.
	951	Motion picture distribution and projection
	952	Theatrical produces and entertainment services.
	953	Authors, music composers and other independent artists not elsewhere classified.
	954	Radio and television broadcasting.
	955	Operation of circuses and race track.
	956	Libraries, museums, botanical and zeological gardens, zoos, game sanctuaries, etc.
	959	Amusement and recreational services not elsewhere classified.
96		*Personal Services*
	960	Domestic Services.
	961	Laundries, Laundry services and cleaning and dyeing plants.
	962	Hair dressing such as those done by barbers hair dressing saloons and beauty shops.
	963	Portrait and Commercial Photographic Studios.
	969	Personal Services not elsewhere classified.
98		*International and other Extra Territorial Bodies Services.*
	980	International and other extra territorial bodies.
99		*Services not Elsewhere Classified.*
	990	Services not elsewhere classified.
		Division X—Activities not Adequately Defined
XO		*Persons without any affiliation to any particular industry (including fresh entrants to labour force)*
	X00	Persons without any affiliation to any particular industry (including fresh entrants to labour force).
XI		*Activities not adequately defined (Other than those in XO)*
	X10	Activities not adequately defined (Other than those in X0)

E-II Part A DISTRIBUTION OF MANUFACTURING, PROCESSING OR SERVICING ESTABLISHMENTS OTHER AND SIZE OF

DADRA AND

Division/Major Group of N.I.C.	Number of Factories or Workshops other than Household Industries by											
	Registered Factories											
	Total		10—19 Persons		20—49 Persons		50—99 Persons		100—299 Persons		300—499 Persons	
	Units	Persons employed	Units	Persons employed	Units	Persons employed	Units	Persons employed	Units	Persons employed	Units	Persons employed
1	2	3	4	5	6	7	8	9	10	11	12	13
Division 2 and 3	**11**	**351**	**5**	**71**	**3**	**70**	**3**	**210**	..	..	..	..
Major Group 20—21	2	30	1	10	1	20	..	..	..	..	..	..
Major Group 22	..	..	..	..	..	..	..	..	..	..	..	..
Major Group 23	2	160	..	..	..	..	2	160	..	..	..	..
Major Group 26	1	50	..	..	..	..	1	50	..	..	..	..
Major Group 27	..	..	..	..	..	..	..	..	..	..	..	..
Major Group 29	..	..	..	..	..	..	..	..	..	..	..	..
Major Group 30	..	..	..	..	..	..	..	..	..	..	..	..
Major Group 31	1	14	1	14	..	..	..	..	..	..	..	..
Major Group 32	2	37	1	17	1	20	..	..	..	..	..	..
Major Group 36	..	..	..	..	..	..	..	..	..	..	..	..
Major Group 37	1	15	1	15	..	..	..	..	..	..	..	..
Major Group 38	2	45	1	15	1	30	..	..	..	..	..	..
Major Group 39	..	..	..	..	..	..	..	..	..	..	..	..

THAN HOUSEHOLD INDUSTRIES CLASSIFIED BY REGISTERED FACTORIES, UNREGISTERED WORKSHOPS EMPLOYMENT

NAGAR HAVELI

Size of Employment													
			Unregistered Workers										
500+ Persons		Persons Unspecified	Total		1 Person		2—4 Persons		5—9 Persons		10—19 Persons		Persons Unspecified	Division/Major Group of N.I.C.
Units	Persons employed		Units	Persons employed	Units		Units	Persons employed	Units	Persons employed	Units	Persons employed		
14	15	16	17	18	19		20	21	22	23	24	25	26	1
..	..	..	**52**	**126**	**13**		**22**	**44**	**9**	**59**	..	..	**8**	**Division 2 and 3**
..	..	..	25	49	12		9	20	3	17	..	..	1	Major Group20-21
..	..	..	1	2	..		1	2	..	..	..	..	..	Major Group 22
..	..	..	..	..	..		..	..	..	..	..	..	..	Major Group 23
..	..	..	1	2	..		1	2	..	..	..	..	..	Major Group 26
..	..	..	4	18	..		1	2	3	16	..	..	..	Major Group 27
..	..	..	1	1	1		..	..	..	..	..	..	..	Major Group 29
..	..	..	1	4	..		1	4	..	..	..	..	..	Major Group 30
..	..	..	5	25	..		3	8	2	17	..	..	..	Major Group 31
..	..	..	3	14	..		2	5	1	9	..	..	..	Major Group 32
..	..	..	1	2	..		1	2	..	..	..	..	..	Major Group 36
..	..	..	..	..	..		..	..	..	..	..	..	..	Major Group 37
..	..	..	8	4	..		1	4	..	..	..	..	7	Major Group 38
..	..	..	2	5	..		2	5	..	..	..	..	..	Major Group 39

SUBSIDIARY TABLE E-II—PART A-1

DISTRIBUTION OF 1,000 MANUFACTURING, PROCESSING OR SERVICING ESTABLISHMENTS OTHER THAN HOUSEHOLD INDUSTRY AS REGISTERED FACTORIES, UNREGISTERED WORKSHOPS IN EACH DIVISION/MAJOR GROUPS OF N.I.C. AND BY SIZE OF EMPLOYMENT IN RURAL AREAS.

This subsidiary table is based on main Table E-II Part A. There was no comparable table in 1961-Census. Entries in columns 4 and 12 against rural in column 2 add up to 1,000. Again entry in column 4 is equal to 5 to 11 and entry in column 12 is equal to 13 to 17 for each line. This table is presented for the Union Territory of Dadra and Nagar Haveli only.

E-II Part A.1 DISTRIBUTION OF 1 000 MANUFACTURING PROCESSING, OR SERVICING ESTABLISHMENT OTHER THAN HOUSEHOLD INDUSTRY AS REGISTERED FACTORIES, UNREGISTERED WORKSHOPS IN EACH DIVISION/MAJOR GROUPS OF N.I.C. AND BY SIZE OF EMPLOYMENT IN RURAL AND URBAN AREAS.

DADRA AND NAGAR HAVELI

Division/Major Groups of N.I.C.	Rural Urban	Total	Number of registered factories or workshops other than household Industries by size of employment								Unregistered Workshops					
			Total	10—19 Persons	20—49 Persons	50—99 Persons	100—299 Persons	300—499 Persons	500+ Persons	Persons unspecified	Total	1 Person	2—4 Persons	5—9 Persons	10—19 Persons	Persons unspecified
1	2	3	4	5	6	7	8	9	10	11	12	13	14	15	16	17
Division 2 & 3	**Rural**	**1,000**	**175**	**79**	**48**	**48**	**0**	**0**	**0**	**0**	**825**	**206**	**349**	**143**	**0**	**127**
Major Groups 20—21	Rural	1,000	74	37	37	0	0	0	0	0	926	445	333	111	0	37
Major Group 22	Rural	1,000	0	0	0	0	0	0	0	0	1,000	0	1,000	0	0	..
Major Group 23	Rural	1,000	1,000	0	0	1,000	0	0	0	0	0	0	0	0		0
Major Group 26	Rural	1,000	500	0	0	500	0	0	0	0	500	0	500	0	0	0
Major Group 27	Rural	1,000	0	0	0	0	0	0	0	0	1,000	0	250	750	0	0
Major Group 29	Rural	1,000	0	0	0	0	0	0	0	0	1,000	1,000	..	..	0	0
Major Group 30	Rural	1,000	0	0	0	0	0	0	0	0	1,000	0	1,000	0	0	0
Major Group 31	Rural	1,000	167	167	0	0	0	0	0	0	833	0	500	333	0	0
Majot Group 32	Rural	1,000	400	200	200	0	0	0	0	0	600	0	400	200	0	0
Major Group 36	Rural	1,000	0	0	0	0	0	0	0	0	1,000	0	1,000	0	0	0
Major Group 37	Rural	1,000	1,000	0	0	0	0	0	0	0	0	0	0	0	0	0
Major Group 38	Rural	1,000	200	100	100	0	0	0	0	0	800	0	100	0	0	700
Major Group 39	Rutal	1,000	0	0	0	0	0	0	0	0	1,000	0	1,000	0	0	0

Note:— There is no urban area in this Territory.

TABLE E—II : PART B

DISTRIBUTION OF MANUFACTURING, PROCESSING OR SERVICING ESTABLISHMENTS OTHER THAN HOUSEHOLDS INDUSTRIES CLASSIFIED BY INDUSTRY, FUEL/ POWER OR MANUAL USED AND SIZE OF EMPLOYMENT.

E-II PART B DISTRIBUTION OF MANUFACTURING, PROCESSING OR SERVICING ESTABLISHMENTS OTHER THAN HOUSEHOLD INDUSTRIES CLASSIFIED BY INDUSTRY FUEL/POWER OR MANUAL USED AND SIZE OF EMPLOYMENT.

FLY-LEAF

In Table E-II Part B, the number of factories and workshops are presented by Division/Major Group of N. I. C. 1970, and by size of employment. This table also gives information about the kind of fuel or power used in the industries. To facilitate analysis of the material from Table E-II Part B, a subsidiary table E-II Part B.1 has been prepared and is presented after the main table.

2. *Type of Fuel/Power or manual labour used.*

Instructions to enumerators for filling up the column 8, type of fuel or power used, were as follows:

"Enter here the description of the power or fuel used for the running of the factory, workshop (or household industry if it is run on power or fuel). The fuels can be kerosene, soft coke, petrol, diesel, gas, coal, wood etc. Electricity and steam etc., are some of the sources of power. Some units may be run by animal power such as "oil ghani". Some may be run by merely human energy such as carpet-making, pottery making etc. Enter the description of fuel or power used for the production, processing, servicing etc. that is carried on in the establishment. There may be instances where more than one fuel or power is used. In such cases, only the fuel or power which is used in running the primary unit of the industry will be noted in this column."

For analysing the data regarding use of fuel/power, all the establishments have been divided into five categories viz. Establishments using (i) Electricity, (ii) Liquid fuels likt kerosene, petrol, diesel etc., (iii) coal, wood, bran. husk, bagasse etc., (iv) other power including animal power and (v) no power which covers such units as are run by employing manual labour.

From table E-II Part B it is seen that electric power ranks first in order of numerical importance and is used in 43 units out of 63 establishments. Liquid fuel and fuels like coal, wood etc., account for 6 units each. There are 8 establishments using no power. It is also seen from the table that electric power is used by some or the other units in all the industry groups except Groups 22, 29 and 39. Among industries where the use of electricity predominants are industry groups 20-21 and 38. Amongst factories, 9 units make use of electricity, while 2 units use coal, wood etc., as a source of power.

t3) ISTRIBUTION F MANUFACTURING, PROCESSING OR SERVICING ESTABLISHMENTS OTHER THAN HOUSEHOLD INDUSTRIES CLASSIFIED BY INDUSTRY, FUEL/POWER OR MANUAL USED & SIZE OF EMPLOYMENT

DADRA AND NAGAR HAVELI

Division/Major Group of N.I.C.	Kind of Fuel or power used	No. of Factories or workshops excluding Household Industries by size of Employment																		
		Total		1 Person Unit		2—4 Persons		5—9 Persons		10—19 Persons		20—49 Persons		50—99 Persons		100—299 Persons		300—499 Persons		500+ Persons		Persons Unspecified
		Units	Persons employed			Units	Persons employed	Units	Persons employed	Units	Persons employed	Units	Persons employed	Units	Persons employed	Units	Persons employed	Units	Persons employed	Units	Persons employed	Units
1	2	3	4	5		6	7	8	9	10	11	12	13	14	15	16	17	18	19	20	21	22
Division 2 & 3	Total	63	477	13		22	54	9	59	5	71	3	70	3	210	..	..	..	..	..	..	8
	I. All Fuels/Power	55	454	12		16	41	8	50	5	71	3	70	3	210	..	..	..	..	..	..	8
	(a) Electricity	43	400	8		13	34	6	37	4	61	2	50	3	210	..	..	..	..	..	..	7
	(b) Liquid Fuel	6	11	4		1	2	1	5	..	..	..	..	..	..	..	..	..	..	..	..	..
	(c) Coal, Wood & Bagasse.	6	43	..		2	5	1	8	1	10	1	20	..	..	..	..	..	..	..	..	1
	(d) Other Power	..	..	..		..	..	..	..	..	..	..	..	..	..	..	..	..	..	..	..	..
	II. Manual	8	23	1		6	13	1	9	..	..	..	..	..	..	..	..	..	..	..	..	..
Major Group 20—21	Total	27	79	12		9	20	3	17	1	10	1	20	..	..	..	..	..	..	..	..	1
	I. All Fuels/Power	26	77	12		8	18	3	17	1	10	1	20	..	..	..	..	..	..	..	..	1
	(a) Electricity	18	41	8		7	16	3	17	..	..	..	..	..	..	..	..	..	..	..	..	..
	(b) Liquid Fuel	5	6	4		1	2	..	..	..	..	..	..	..	..	..	..	..	..	..	..	..
	(c) Coal, Wood & Bagasse.	3	30	..		..	..	..	..	1	10	1	20	..	..	..	..	..	..	..	..	1
	II. Manual	1	2	..		1	2	..	..	..	..	..	..	..	..	..	..	..	..	..	..	..
Major Group 22	Total	1	2	..		1	2	..	..	..	..	..	..	..	..	..	..	..	..	..	..	..
	II. Manual	1	2	..		1	2	..	..	..	..	..	..	..	..	..	..	..	..	..	..	..
Major Group 23	Total	2	160	..		..	..	..	..	..	..	..	..	2	160	..	..	..	..	..	..	..
	I. All Fuels/Power	2	160	..		..	..	..	..	..	..	..	..	2	160	..	..	..	..	..	..	..
	(a) Electricity	2	160	..		..	..	..	..	..	..	..	..	2	160	..	..	..	..	..	..	..
Major Group 26	Total	2	52	..		1	2	..	..	..	..	..	..	1	50	..	..	..	..	..	..	..
	I. All Fuels/Power	1	50	..		..	..	..	..	..	..	..	..	1	50	..	..	..	..	..	..	..
	(a) Electricity	1	50	..		..	..	..	..	..	..	..	..	1	50	..	..	..	..	..	..	..
	II. Manual	1	2	..		1	2	..	..	..	..	..	..	..	..	..	..	..	..	..	..	..
Major Group 27	Total	4	18	..		1	2	3	16	..	..	..	..	..	..	..	..	..	..	..	..	..
	I. All Fuels/Power	4	18	..		1	2	3	16	..	..	..	..	..	..	..	..	..	..	..	..	..
	(a) Electricity	3	13	..		1	2	2	11	..	..	..	..	..	..	..	..	..	..	..	..	..
	(b) Liquid Fuel	1	5	..		..	..	1	5	..	..	..	..	..	..	..	..	..	..	..	..	..
Major Group 29	Total	1	1	1		..	..	..	..	..	..	..	..	..	..	..	..	..	..	..	..	..
	II. Manual	1	1	1		..	..	..	..	..	..	..	..	..	..	..	..	..	..	..	..	..

1	2	3	4	5	6	7	8	9	10	11	12	13	14	15	16	17	18	19	20	21	22
Major Group 30	Total	1	4	..	1	4	..	..	..	..	..	..	..	..	..	..	..	..	..	..	..
	I. All Fuels/Power	1	4	..	1	4	..	..	..	..	..	..	..	..	..	..	..	..	..	..	..
	(a) Electricity	1	4	..	1	4	..	..	..	..	..	..	..	..	..	..	..	..	..	..	..
Major Group 31	Total.	6	39	..	3	8	2	17	1	14	..	..	..	..	..	..	..	..	..	..	..
	I. All Fuels/Power	4	28	..	2	6	1	8	1	14	..	..	..	..	..	..	..	..	..	..	..
	(a) Electricity	3	20	..	2	6	..	..	1	14	..	..	..	..	..	..	..	..	..	..	..
	(c) Coal, Wood & Bagasse	1	8	..	..	..	1	8	..	..	..	..	..	..	..	..	..	..	..	..	..
	II. Manual	2	11	..	1	2	1	9	..	..	..	..	..	..	..	..	..	..	..	..	..
Major Group 32	Total	5	51	..	2	5	1	9	1	17	1	20	..	..	..	..	..	..	..	..	..
	I. All Fuels/Power	5	51	..	2	5	1	9	1	17	1	20	..	..	..	..	..	..	..	..	..
	(a) Electricity	3	46	..	..	..	1	9	1	17	1	20	..	..	..	..	..	..	..	..	..
	(c) Coal, Wood & Bagasse	2	5	..	2	5	..	..	..	..	..	..	..	..	..	..	..	..	..	..	..
Major Group 36	Total	1	2	..	1	2	..	..	..	..	..	..	..	..	..	..	..	..	..	..	..
	I. All Fuels/Power	1	2	..	1	2	..	..	..	..	..	..	..	..	..	..	..	..	..	..	..
	(a) Electricity	1	2	..	1	2	..	..	..	..	..	..	..	..	..	..	..	..	..	..	..
Major Group 37	Total	1	15	..	..	..	..	..	1	15	..	..	..	..	..	..	..	..	..	..	..
	I. All Fuels/Power	1	15	..	..	..	..	..	1	15	..	..	..	..	..	..	..	..	..	..	..
	(a) Electricity	1	15	..	..	..	..	..	1	15	..	..	..	..	..	..	..	..	..	..	..
Major Group 38	Total	10	49	..	1	4	..	..	1	15	1	30	..	..	..	..	..	..	..	..	7
	I. All Fuels/Power	10	49	..	1	4	..	..	1	15	1	30	..	..	..	..	..	..	..	..	7
	(a) Electricity	10	49	..	1	4	..	..	1	15	1	30	..	..	..	..	..	..	..	..	7
Major Group 39	Total	2	5	..	2	5	..	..	..	..	..	..	..	..	..	..	..	..	..	..	..
	II. Manual	2	5	..	2	5	..	..	..	..	..	..	..	..	..	..	..	..	..	..	..

SUBSIDIARY TABLE E-II PART B-1

DISTRIBUTION OF 1,000 MANUFACTURING,PROCESSING OR SERVICING ESTABLISHMENTS OTHER THAN HOUSEHOLD INDUSTRIES IN EACH DIVISION/MAJOR GROUP OF N. I. C. AND THE KIND OF FUEL/POWER USED AND SIZE OF EMPLOYMENT

This subsidiary table is based on main table E-II Part B. In column 1 of this table, the presentation is for Division 2 & 3, followed by Major Group 20-21, 22,..... etc. upto 39. Against each entry is column 1 there is Total classified by All fuels/power and Manual and all fuels/power further classified by (a) Electricity (b) Liquid fuels (c) Coal, Wood, bagasse etc. and (d) Other Power. In column 3 there is 1,000 against 'Total' in column 2. Total of I-All fuels/power and II-Manual comes to 1,000. Total of (a), (b), (c) and (d) is equal to 'All fuels/power' column 3 is equal to line total of columns 4 to 13.

This table is presented for the Union Territory of Dadra and Nagar Haveli only.

E-II PART B.1. DISTRIBUTION OF 1000 MANUFACTURING, PROCESSING OR SERVICING ESTABLISHMENTS OTHER THAN HOUSEHOLD INDUSTRIES IN EACH DIVISION/MAJOR GROUP OF N.I.C. AND THE KIND OF FUEL/POWER USED AND SIZE OF EMPLOYMENT.

DADRA & NAGAR HAVELI

Division/Major Group of N.I.C.	Kind of Fuel or Power used	No. of factories or workshops other than Household Industries by size of employmsnt										
		Total	1 Person	2—4 Persons	5—9 Persons	10—19 Persons	20—49 Persons	50—99 Persons	100—299 Persons	300—499 Persons	500+ Persons	Persons unspecified
1	2	3	4	5	6	7	8	9	10	11	12	13
Division 2 & 3 . .	Total	1,000	206	349	143	79	48	48	0	0	0	127
	I. All Fuels/Power	873	190	254	127	79	48	48	0	0	0	127
	(a) Electricity	683	127	206	95	64	32	48	0	0	0	111
	(b) Liquid Fuel	95	63	16	16	0	0	0	0	0	0	0
	(c) Coal, Wood & Bagasse.	95	0	32	16	15	16	0	0	0	0	16
	(d) Other Power	0	0	0	0	0	0	0	0	0	0	0
	II. Manual	127	16	95	16	0	0	0	0	0	0	0
Major Group 20-21	Total	1,000	445	333	111	37	37	0	0	0	0	37
	I. All Fuels/Power	963	445	296	111	37	37	0	0	0	0	37
	(a) Electricity	667	297	259	111	0	0	0	0	0	0	0
	(b) Liquid Fuel	185	148	37	0	0	0	0	0	0	0	0
	(c) Coal, Wood & Bagasse.	111	0	0	0	37	37	0	0	0	0	37
	II. Manual	37	0	37	0	0	0	0	0	0	0	0
Major Group 22 .	Total	1,000	0	1,000	0	0	0	0	0	0	0	0
	II. Manual	1,000	0	1,000	0	0	0	0	0	0	0	0
Major Group 23 .	Total	1,000	0	0	0	0	0	1,000	0	0	0	
	I. All Fuels/Power	1,000	0	0	0	0	0	1,000	0	0	0	0
	(a) Electricity	1,000	0	0	0	0	0	1,000	0	0	0	0
Major Group 26 .	Total	1,000	0	500	0	0	0	500	0	0	0	0
	I. All Fuels/Power	500	0	0	0	0	0	500	0	0	0	0
	(a) Electricity	500	0	0	0	0	0	500	0	0	0	0
	II. Manual	500	0	500	0	0	0	0	0	0	0	
Major Group 27 .	Total	1,000	0	250	750	0	0	0	0	0	0	
	I. All Fuels Power	1,000	0	250	750	0	0	0	0	0	0	0
	(a) Electricity	750	0	250	500	0	0	0	0	0	0	0
	(b) Liquid Fuel	250	0	0	250	0	0	0	0	0	0	0
Major Group 29 .	Total	1,000	1,000	0	0	0	0	0	0	0	0	0
	II. Manual	1,000	1,000	0	0	0	0	0	0	0	0	0
Major Group 30 .	Total	1,000	0	1,000	0	0	0	0	0	0	0	0
	I. All Fuels/Power	1,000	0	1,000	0	0	0	0	0	0	0	0
	(a) Electricity	1,000	0	1,000	0	0	0	0	0	0	0	0
Major Group 31 .	Total	1,000	0	500	333	167	0	0	0	0	0	0
	I. All Fuels/Power	667	0	333	167	167	0	0	0	0	0	0
	(a) Electricity	500	0	333	0	167	0	0	0	0	0	0
	(c) Coal, Wood & Bagasse.	167	0	0	167	0	0	0	0	0	0	0
	II. Manual	333	0	167	166	0	0	0	0	0	0	0
Major Group 32 .	Total	1,000	0	400	200	200	200	0	0	0	0	0
	I. All Fuels/Power	1,000	0	400	200	200	200	0	0	0	0	0
	(a) Electricity	600	0	0	200	200	200	0	0	0	0	0
	(c) Coal, Wood & Bagasse.	400	0	400	0	0	0	0	0	0	0	0
Major Group 36 .	Total	1,000	0	1,000	0	0	0	0	0	0	0	0
	I. All Fuels/Power	1,000	0	1,000	0	0	0	0	0	0	0	0
	(a) Electricity	1,000	0	1,000	0	0	0	0	0	0	0	0
Major Group 37 .	Total	1,000	0	0	0	1,000	0	0	0	0	0	0
	I. All Fuels/Power	1,000	0	0	0	1,000	0	0	0	0	0	0
	(a) Electricity	1,000	0	0	0	1,000	0	0	0	0	0	0
Major Group 38 .	Total	1,000	0	100	0	100	100	0	0	0	0	700
	I. All Fuels/Power	1,000	0	100	0	100	100	0	0	0	0	700
	(a) Electricity	1,000	0	100	0	100	100	0	0	0	0	700
Major Group 39 .	Total	1,000	0	1,000	0	0	0	0	0	0	0	0
	II. Manual	1,000	0	1,000	0	0	0	0	0	0	0	0

TABLE E-II PART C

DISTRIBUTION OF HOUSEHOLD INDUSTRY ESTABLISHMENTS CLASSIFIED BY INDUSTRY, FUEL/POWER USED AND SIZE OF EMPLOYMENT.

E-II PART C DISTRIBUTION OF HOUSEHOLD INDUSTRY ESTABLISHMENTS CLASSIFIED BY INDUSTRY FUEL/POWER USED AND SIZE OF EMPLOYMENT.

FLY-LEAF

Information on household Industry Establishments by Division and Major Group of N.I.C. 1970 and about the kind of fuel or power used by broad employment size groups is given in the Table E-II Part C. The data given in this table is further utilised for abstraction of information, indicating distribution of 1000 household industry establishments in Division/Major Group and kind of fuel/power used and size of employment. The subsidiary table E-II Part C.1 giving the above information has accordingly been prepared and is given after the main table.

2. *House Industries.*

Household Industries covered those establishments which are run on cottage basis with the participation mainly of household members (the role of hired workers being almost insignificant) and which employ traditional skill and produce articles primarily meant for local consumption. This is evident from the fact that out of a total of 127 household industry establishments, as many as 119 are covered in the employment sizes of 1 person and 2 to 4 persons. The average employment is only 2.1 persons per establishment.

3. *Type of Industry and Type of Fuel/Power used*

More than 50% of household industry establishments are run with power of some kind. As many as 56 units out of 64 power operated establishments make use of coal, wood, bran etc., as fuel. Very few household industries use electric power and whatever small proportion observed is in the major groups of 20-21 and 35.

From the information on the type of establishments it is seen that major group 32 has the largest number of establishments, there being 40 establishments under this group accounting for 31.5% of the total number of household industry establishments in the territory. The next important household industry from the point of view of number of establishments is that falling under major group 29, followed by group 26 having 31 and 26 units respectively.

It would be evident from the above that this group of establishments does not play a prominent role in the industrial structure of the territory.

E-II Part C DISTRIBUTION OF HOUSEHOLD INDUSTRY ESTABLISHMENTS CLASSIFIED BY INDUSTRY, FUEL/ POWER USED AND SIZE OF EMPLOYMENT.

DADRA AND NAGAR HAVELI

Division/Major Group of N.I.C.	Kind of Fuel or Power used	No. of Household Industry Establishments Classified by size of employment									
		Total		1 Person	2—4 Persons		5—9 Persons		10—19 Persons		Persons Unspecified Units
		Units	Persons employed	Units	Units	Persons employed	Units	Persons employed	Units	Persons employed	
1	2	3	4	5	6	7	8	9	10	11	12
Division 2 & 3	**Total**	**127**	**270**	**39**	**80**	**184**	**8**	**47**	..	..	..
	I. All Fuels/Power	**64**	**139**	**13**	**47**	**101**	**4**	**25**	..	..	..
	(a) Electricity	**7**	**16**	**2**	**4**	**8**	**1**	**6**	..	..	..
	(b) Liquid Fuel	**1**	**6**	..	..	..	**1**	**6**	..	..	..
	(c) Coal, Wood & Bagasse	**56**	**117**	**11**	**43**	**93**	**2**	**13**	..	..	..
	II. Manual	**63**	**131**	**26**	**33**	**83**	**4**	**22**	..	..	..
Major Group 20-21	Total	9	28	2	5	12	2	14	..	..	..
	I. All Fuels/Power	9	28	2	5	12	2	14	..	..	..
	(a) Electricity	6	10	2	4	8	..	..	..	..	..
	(b) Liquid Fuel	1	6	..	..	..	1	6	..	..	..
	(c) Coal, Wood & Bagasse	2	12	..	1	4	1	8	..	..	..
Major Group 22	Total	1	5	..	..	..	1	5	..	..	..
	I. All Fuels/Power	1	5	..	..	..	1	5	..	..	..
	(c) Coal, Wood & Bagasse	1	5	..	..	..	1	5	..	..	..
Major Group 26	Total	26	62	5	20	52	1	5	..	..	..
	II. Manual	26	62	5	20	52	1	5	..	..	..
Major Group 27	Total	2	3	1	1	2	..	..	..	..	..
	II. Manual	2	3	1	1	2	..	..	..	..	..
Major Group 29	Total	31	54	19	10	23	2	12	..	..	..
	II. Manual	31	54	19	10	23	2	12	..	..	..
Major Group 32	Total	40	79	5	35	74	..	..	..	..	..
	I. All Fuels/Power	39	76	5	34	71	..	..	..	..	..
	(c) Coal, Wood & Bagasse	39	76	5	34	71	..	..	..	..	..
	II. Manual	1	3	..	1	3	..	..	..	..	..
Major Group 34	Total	11	16	6	5	10	..	..	..	..	..
	I. All Fuels/Power	11	16	6	5	10	..	..	..	..	..
	(c) Coal, Wood & Bagasse	11	16	6	5	10	..	..	..	..	..
Major Group 35	Total	5	15	1	3	8	1	6	..	..	..
	I. All Fuels/Power	4	14	..	3	8	1	6	..	..	..
	(a) Electricity	1	6	..	..	..	1	6	..	..	..
	(c) Coal, Wood & Bagasse	3	8	..	3	8	..	..	..	..	..
	II. Manual	1	1	1	..	..	..	..	..	..	..
Major Group 39	Total	2	8	..	1	3	1	5	..	..	..
	II. Manual	2	8	..	1	3	1	5	..	..	..

SUBSIDIARY TABLE E-II PART C-1

DISTRIBUTION OF 1,000 ESTABLISHMENTS WHICH ARE HOUSEHOLD INDUSTRIES IN DIVISION/MAJOR GROUP OF N.I.C. AND KIND OF FUEL/POWER USED AND SIZE OF EMPLOYMENT

This subsidiary table is based on main table E-II Part C and its presentation is the same as subsidiary table E-II Part B-1. Column 3 is equal to line total of columns 4 to 8. Since the distribution is only in respect of household industries, no figure should appear under column 7 in case of All Fuel/Power and fuels (a), (b), (c) and (d).

This table is presented for the Union Territory of Dadra and Nagar Haveli only.

E-II Part C.1 DISTRIBUTION OF 1000 ESTABLISHMENTS WHICH ARE HOUSEHOLD INDUSTRIES IN EACH DIVISION/MAJOR GROUP OF N.I.C. AND KIND OF FUEL/POWER USED AND SIZE OF EMPLOYMENT

DADRA & NAGAR HAVELI

Division/Major Group of N.I.C.	Kind of Fuel or Power used	Number of Household Industry Establishments by Size of Employment					
		Total	1 Person	2—4 Persons	5—9 Persons	10—19 Persons	Persons Unspecified
1	2	3	4	5	6	7	8
Division 2 &3	**Total**	**1,000**	**307**	**630**	**63**	**0**	**0**
	I. All Fuels/Power	**504**	**102**	**370**	**32**	**0**	**0**
	(a) Electricity	**55**	**16**	**31**	**8**	**0**	**0**
	(b) Liquid Fuel	**8**	**0**	**0**	**8**	**0**	**0**
	(c) Coal, Wood & Bagasse.	**441**	**86**	**339**	**16**	**0**	**0**
	II. Manual	**496**	**205**	**260**	**31**	**0**	**0**
Major Group 20-21	Total	1,000	222	556	222	0	0
	I. All Fuels/Power	1,000	222	556	222	0	0
	(a) Electricity	667	222	445	0	0	0
	(b) Liquid Fuel	111	0	0	111	0	0
	(c) Coal, Wood & Bagasse.	222	0	111	111	0	0
Major Group 22	Total	1,000	0	0	1,000	0	0
	I. All Fuels/Power	1,000	0	0	1,000	0	0
	(c) Coal, Wood & Bagasse.	1,000	0	0	1,000	0	0
Major Group 26	Total	1,000	192	769	39	0	0
	II. Manual	1,000	192	769	39	0	0
Major Group 27	Total	1,000	500	500	0	0	0
	II. Manual	1,000	500	500	0	0	0
Major Group 29	Total	1,000	613	323	64	0	0
	II. Manual	1,000	613	323	64	0	0
Major Group 32	Total	1,000	125	875	0	0	0
	I. All Fuels/Power	975	125	850	0	0	0
	(c) Coal, Wood & Bagasse.	975	125	850	0	0	0
	II. Manual	25	0	25	0	0	0
Major Group 34	Total	1,000	545	455	0	0	0
	I. All Fuels/Power	1,000	545	455	0	0	0
	(c) Coal, Wood & Bagasse.	1,000	545	455	0	0	0
Major Group 35	Total	1,000	200	600	200	0	0
	I. All Fuels/Power	800	0	600	200	0	0
	(a) Electricity	200	0	0	200	0	0
	(c) Coal, Wood & Bagasse.	600	0	600	0	0	0
	II. Manual	200	200	0	0	0	0
Major Group 39	Total	1,000	0	500	500	0	0
	II. Manual	1,000	0	500	500	0	0

TABLE E—III

DISTRIBUTION OF TRADE/COMMERCIAL ESTABLISHMENTS CLASSIFIED BY THE TYPE OF BUSINESS OR TRADE AND SIZE OF EMPLOYMENT

E-III DISTRIBUTION OF TRADE/COMMERCIAL ESTABLISHMENTS CLASSIFIED BY THE TYPE OF BUSINESS OR TRADE AND SIZE OF EMPLOYMENT

FLY-LEAF

Table E-III is prepared for the Trade/Commercial establishments classified by the type of business of trade and size of employment. The establishments are further classified under each Division/Major Group of N.I.C. 1970. This is a new table for the 1971-Census. The subsidiary table E-III. 1 given after the main table gives the distribution of 1000 Trade/Commercial establishments in each major group by size of employment.

2. *Trade or Business Establishments*

Trade/Business establishments are those establishments where some trading *i.e.* transactions involving sale and/or purchase of goods go on either in cash or on credit basis. Business establishments are those places where transactions in money or other article takes place e.g. banks etc.

The total number of Trade or Business establishments recorded in Dadra and Nagar Haveli is 229 employing 441 persons with an average employment of 1.9 persons per establishment.

3. *Type of establishments*

The information on this subject has been presented in accordance with the National Industrial Classification adopted by the Government of India. All the Trade/Commercial establishments are covered under divisions 6 and 8 which have 14 major groups and 72 minor groups.

From the Table E-III, it will be seen that major group 65 has the largest number of establishments in the Union Territory. This category of establishments mainly includes grain and grocery shops, pan-bidi shops, country liquor shops, vegetable and mutton selling shops etc. The next important trade is that coming under major group 69. Restaurants, tea-stalls and other eating and drinking places come under this group.

Under commercial establishments only 3 establishments employing 12 persons are recorded in the entire territory of Dadra and Nagar Haveli. These are under major group 80 in which banks and other similar types of financial institutions are covered.

3. *Size of employment*

That vast majority of Trade/Commercial establishments are of very small size is brought out by the Table E-III. Out of a total of 229 establishments, as many as 209 units are covered in the employment sizes of 1 person and 2 to 4 persons. The units of this employment sizes provide employment to about 76% of the trade working force.

TABLE E-III DISTRIBUTION OF TRADE/COMMERCIAL ESTABLISHMENTS CLASSIFIED BY THE TYPE OF BUSSINESS OR TRADE & SIZE OF EMPLOYMENT

DADRA & NAGAR HAVELI

Division/Major Group of N.I.C.	No. of Establishments by size of Employment																
	Total		1 Person	2—4 Persons		5—9 Persons		10—19 Persons		20—49 Persons		50—99 Persons		100+ Persons		Persons Unspecified	
	Establishments	Persons employd	Establishments	Establishments	Persons employed	Establishments	Persons Emmployed	Establishments	Persons employed	Persons Establishments	Persons employed	Establishments	Persons employed	Establishments	Persons employed	Establishments	
1	2	3	4	5	6	7	8	9	10	11	12	13	14	15	16	17	
Division 6 & 8 . .	229	1	441	93	219	17	94	1	12	..	..	..	..	..	..	2	
Division 6 . .	226	429	116	91	212	16	89	1	12	..	..	..	..	..	..	2	
Major Group 60 .	1	5	..	..	..	1	5	..	..	..	..	..	..	..	..	..	
Major Group 62 .	2	12	..	..	..	2	12	..	..	..	..	..	..	..	..	..	
Major Group 85 .	186	319	103	74	165	9	51	..	..	..	..	..	..	..	..	..	
Major Group 66 .	7	15	2	5	13	..	..	..	..	..	..	..	..	..	..	..	
Major Group 67 .	11	31	7	1	2	2	10	1	12	..	..	..	..	..	..	..	
Major Group 68 .	2	6	1	..	..	1	5	..	..	..	..	..	..	..	..	..	
Major Group 69 .	17	41	3	11	32	1	6	..	..	..	..	..	..	..	..	2	
Division 8 . .	3	12	..	2	7	1	5	..	..	..	..	..	..	..	..	..	
Major Group 80 .	3	12	..	2	7	1	5	..	..	..	..	..	..	..	..	..	

SUBSIDIARY TABLE E-III-1

DISTRIBUTION OF 1,000 TRADE/COMMERCIAL ESTABLISHMENTS IN EACH DIVISION /MAJOR GROUP OF N.I.C. BY SIZE OF EMPLOYMENT IN RURAL AREAS.

This subsidiary table is based on main table E-III. There was no comparable Table in 1961-Census since trading establishments were not covered. In this table Division 6 comes first followed by Major Groups 60,61.....etc. and then Division 8 followed by Major Groups 80, 81.....etc.

In column 3 there is 1,000 against rural which is equal total of columns 4 to 11.

This table is presented for the Union Territory of Dadra and Nagar Haveli only.

E-III.1 DISTRIBUTION OF 1000 TRADE/COMMERCIAL ESTABLISHMENTS IN EACH DIVISION/MAJOR GROUP OF N.I.C. BY SIZE OF EMPLOYMENT IN RURAL AREAS.

DADRA & NAGAR HAVELI

Division/Major Group of N.I.C.	Rural/ Urban	No. of Trade/Commercial Establishments by size of employment								
		Total	1 Person	2—4 Persons	5—9 Persons	10—19 Persons	20—49 Persons	50—99 Persons	100+ Persons	Persons unspecified.
1	2	3	4	5	6	7	8	9	10	11
Division 6 & 8 . .	**Rural**	**1,000**	**507**	**406**	**74**	**4**	**0**	**0**	**0**	**9**
Division 6 . .	Rural	1,000	513	403	71	4	0	0	0	9
Major Group 60 .	Rural	1,000	0	0	1,000	0	0	0	0	0
Major Group 62 .	Rural	1,000	0	0	1,000	0	0	0	0	0
Major Group 65 .	Rural	1,000	554	398	48	0	0	0	0	0
Major Group 66 .	Rural	1,000	286	714	0	0	0	0	0	0
Major Group 67 .	Rural	1,000	636	91	182	91	0	0	0	0
Major Group 68 .	Rural	1,000	500	0	500	0	0	0	0	0
Major Group 69 .	Rural	1,000	176	647	59	0	0	0	0	118
Division 8 . .	Rural	1,000	0	667	333	0	0	0	0	0
Major Group 80 .	Rural	1,000	0	667	333	0	0	0	0	0

Note :—There is no urban area in this territory.

TABLE E—IV

DISTRIBUTION OF ESTABLISHMENTS (OTHER THAN MANUFACTURING, PROCESSING OR SERVICING OR BUSSINESS AND TRADE ESTABLISHMENTS) BY SIZE OF EMPLOYMENT

E-IV DISTRIBUTION OF ESTABLISHMENTS(OTHER THAN MANUFACTURING, PROCESSING, SERVICING OR BUSINESS AND TRADE ESTABLISHMENTS) BY SIZE OF EMPLOYMENT

FLY-LEAF

The table E-IV classifies establishments other than manufacturing, trade and commercial establishments, under divisions and major groups as prescribed in the National Industrial Classification adopted by the Government of India and subdivides them according to the size of employment. The data contained in the table was also utilised for drawing the subsidiary table E-IV.1 given after the main table.

2. *Other Establishments*

As stated earlier the other establishments includes Government Offices, schools, hospitals, barbers' saloons, laundries, cinema houses, doctors' clinics etc. These are all covered under the Division 9 of N.I.C. Besides this, other divisions *viz.* 0, 1, 4, 5 and 7 are also covered under this category of establishments.

3. *Types of Establishments*

There are in all 284 such establishments recorded in the territory of Dadra and Nagar Haveli employing 1,095 persons. The largest employment is provided under major group 92 followed by major group 90. The number of establishments under these two groups are also more than any of the other groups.

Under major group 92 all primary, middle and secondary schools are covered besides other educational institutions. Almost every village of Dadra and Nagar Haveli is now provided with a primary school which has considerably increased the number of establishments in this category. Likewise the number of persons employed in this category of establishments has also been proportionately increased.

Under major group 90 all public service establishments, central as well as state, local bodies, departments and quasi-government bodies are covered under this group.

4. *Size of Employment*

Out of 284 establishments in this category as many as 160 are single-worker establishments, and another 74 units have 2 to 4 workers. Under the major groups 92 above, 165 establishments are covered in the employment sizes of 1 person and 2 to 4 persons, while 16 establishments were recorded employing 5 or more persons. There were only 4 establishments with unspecified number of persons.

TABLE E—IV DISTRIBUTION OF ESTABLISHMENTS (OTHER THAN MANUFACTURING, PROCESSING OR SERVICEING OR BUSINES AND TRADE ESTABLISHMENTS) BY SIZE OF EMPLOYMENT

DADRA & NAGAR HAVELI

Division/Major Groups of N.I.C.	No. of establisshments by size of employment															
	Total		1 Person	2—4 Persons		5—9 Persons		10—19 Persons		20—49 Person		50—99 Persons		100+ Persons		Persons Unspecified
	Establishments	Persons employed	Establishments	Establishments	Persons employed	Establishments	Persons employed	Establishments	Persons employed	Establishments	Persons employed	Establishments	Persons employed	Establishments	Persons employed	Establishments
1	2	3	4	5	6	7	8	9	10	11	12	13	14	15	16	17
Divisions 0, 4, 5, 7 & 9	**284**	**1,095**	**160**	**74**	**202**	**25**	**161**	**9**	**118**	**8**	**226**	**4**	**228**	..	..	**4**
Division 0 . .	1	1	1	..	..	..	..	..	..	..	..	..	..	..	..	..
Major Group 02 .	1	1	1	..	..	..	..	..	..	..	..	..	..	..	..	..
Division 4 . .	2	18	..	..	..	1	7	1	11	..	..	..	..	..	..	..
Major Group 40 .	2	18	..	..	..	1	7	1	11	..	..	..	..	..	..	..
Division 5 . .	1	5	..	..	..	1	5	..	..	..	..	..	..	..	..	..
Major Group 50 .	1	5	..	..	..	1	5	..	..	..	..	..	..	..	..	..
Division 7 . .	4	15	1	2	5	1	9	..	..	..	..	..	..	..	..	..
Major Group 70 .	1	2	..	1	2	..	..	..	..	..	..	..	..	..	..	..
Major Group 75 .	3	13	1	1	3	1	9	..	..	..	..	..	..	..	..	..
Division 9 . .	276	1,056	158	72	197	22	140	8	207	8	226	4	228	..	..	4
Major Group 90 .	45	405	12	14	41	8	48	4	58	3	82	3	164	..	..	1
Major Group 92 .	181	498	119	46	126	9	54	2	29	4	106	1	64	..	..	..
Major Group 93 .	12	76	3	2	5	4	30	..	..	1	38	..	..	..	..	2
Major Group 94 .	14	17	12	2	5	..	..	..	..	..	..	..	..	..	..	..
Major Group 95 .	4	4	2	1	2	..	..	..	..	..	..	..	..	..	..	1
Major Group 96 .	17	28	10	7	18	..	..	..	..	..	..	..	..	..	..	..
Major Group 99	3	28	..	..	..	1	8	2	20	..	..	..	..	..	..	..

SUBSIDIARY TABLE E-IV-1

DISTRIBUTION OF 1,000 ESTABLISHMENTS (OTHER THAN MANUFACTURING, PROCESSING OR SERVICING OR BUSINESS AND TRADE ESTABLISHMENTS) IN EACH DIVISION/MAJOR GROUP OF N.I.C. BY SIZE OF EMPLOYMENT IN RURAL AREAS

This subsidiary table is based on main table E-IV. There was no comparable table in 1961-Census since such types of establishments were not covered. In column 1 Divisions 0, 1, 4, 5, 7 and 9 followed by Major Groups immediately after each Division are given. In column 2 there is rural and urban against each entry in column 1. In column 3 there is 1,000 which is the line total of columns 4 to 11.

This table is presented for the Union Territory of Dadra and Nagar Haveli only.

TABLE E-IV 1. DISTRIBUTION OF 1000 ESTABLISHMENTS (OTHER THAN MANUFACTRING. PROCESSING OR SERVICING OR BUSINESS AND TRADE ESTABLISHMENTS) IN EACH DIVISION/MAJOR GROUP OF N.I.C. BY SIZE OF EMPLOYMENT IN RURAL AREAS

ADRA & NAGAR HAVELI

Division/Major Group of N.I.C.	Rural Urban	No. of Establishments by size of employment								
		Total	1 Person	2—4 Persons	5—9 Persons	10—19 Persons	20—49 Persons	50—99 Persons	100+ Persons	Persons unspecified
1	2	3	4	5	6	7	8	9	10	11
Total of Divisions 0, 4, 5, 7 & 9.	**Rural**	**1,000**	**563**	**261**	**88**	**32**	**28**	**14**	**0**	**14**
Divison 0 . .	Rural	1,000	1,000	0	0	0	0	0	0	0
Major Group 02 .	Rural	1,000	1,000	0	0	0	0	0	0	0
Division 4 . .	Rural	1,000	0	0	500	500	0	0	0	0
Major Group 40 .	Rural	1,000	0	0	500	500	0	0	0	0
Divison 5 . .	Rural	1,000	0	0	1,000	0	0	0	0	0
Major Group 50 .	Rural	1,000	0	0	1,000	0	0	0	0	0
Division 7 . .	Rural	1,000	250	500	250	0	0	0	0	0
Major Group 70 .	Rural	1,000	0	1,000	0	0	0	0	0	0
Major Group 75 .	Rural	1,000	334	333	333	0	0	0	0	0
Division 9 . .	Rural	1,000	572	261	80	29	29	15	0	14
Major Group 90 .	Rural	1,000	267	311	178	89	67	66	0	22
Major Group 92 .	Rural	1,000	657	254	50	11	22	6	0	0
Major Group 93 .	Rural	1,000	250	167	333	0	83	0	0	167
Major Group 94 .	Rural	1,000	857	143	0	0	0	0	0	0
Major Group 95 .	Rural	1,000	500	250	0	0	0	0	0	250
Major Group 96 .	Rural	1,000	588	412	0	0	0	0	0	0
Major Group 99 .	Rural	1,000	0	0	333	667	0	0	0	0

NOTE.—There is no urban area in this territory.

PART IV

HOUSING REPORT AND TABLES.

INTRODUCTORY NOTE

1. Background

Every Indian Census is preceded by an operation known as Houselisting and numbering which is carried out some months before the actual enumeraton. Although the main object of this operation is to prepare a complete and accurate list of all houses and households which is mainly intended for use as guide to the staff doing census enumeration work, it has also proved to be an extremely useful means of collecting some valuable basic data on housing. By this operation each house whether residential or non-residential, is allotted a census number which is recorded fairly prominently on the door of each house or at some other conspicuous place and then further details of the house are collected in the prescribed proforma.

2. Items of Information

The houselisting operations of 1971-Census which were carried out in March-April, 1970, collected information on the following characteristics of each house:

(i) The material used to construct the walls and roof.

(ii) The purpose for which the house is used.

(iii) Whether the head of the household was a member of a Scheduled Caste/Scheduled Tribe.

(iv) The number of living rooms occupied by the household.

(v) The tenure status of the household i.e. whether the house was owned or rented by the household.

(vi) The approximate number of males and females normally residing in the house as a household.

(vii) Whether the household cultivated land or not.

The Houselist of 1971-Census by and large followed the pattern of the 1961-Census Houselist. The only striking difference was that in the 1961--Houselist some additional data on houses used as factories or workshops were collected through the houselist itself, whereas at the 1971-Census a separate schedule called the Establishment Schedule was canvassed alongwith the Houselist encompassing all establishments, manufacturing, trade and other places where people work. The data yielded through this Schedule are very useful, particularly in regard to the unorganised sector of industry or trade and is presented in part III of this volume. The Houselist form and the Establishment Schedule art reproduced as a part of Annexures A to this report.

3. Permanent Housenumbering Scheme

At the 1961-Census an attempt was made to introduce a permanent system of housenumbering. The objective of the scheme was to have a uniform system of housenumbering throughout the country and maintain it effectively and continuously so that it can serve not merely the purposes of population census but also meet the needs of various branches of Governmental and local administrations. The objective, however, could not be fulfilled at the time of 1961-Census.

This Scheme of permanent housenumbering was sought to be introduced again during the intercensal period prior to the launching of the housenumbering and houselisting operations for the 1971--Census as per Government of India Circulars reproduced vide Annexure 'B'. The Dadra and Nagar Haveli Administration implemented the scheme and fixed metallic housenumber plates in all the 72 villages of the territory. However, at the time of houselisting operations the numbering system was found to be somewhat deficient. It seems necessary that the Administration removes the various deficiencies in the system.

In villages of Dadra and Nagar Haveli most of the houses are nothing but huts whose walls are made of bamboo, reeds etc. and roof is of grass. The inmates of the huts being mostly tribal are firm believers in superstitions. Hence if a death takes place in a hut and the head of the household thinks that the death is due to an "evil eye" etc. he will soon demolish the hut and construct a new one in another part of the village. But he will carry the number plate of the old house and keep it for the new one. The new house may happen to be in a different Block of the village and thus get the same house number to two different houses.

In some cases, due to one reason or the other, the head of the house or the house owner could

not fix the number plate on the door or the other prominent place. In such cases, they used to keep it inside and it was not visible from outside.

4. Notional Maps

One of the first steps in the Houselisting Opetions was the preparation of notional maps and layout sketches of the blocks. These were prepared alongwith the housenumbering operations, showing the location of every census house. The main object to have these maps was to ensure a complete coverage during enumeration. These maps together with the houselist should also provide a valuable frame for any socio-economic survey in future. They will also be of immense help for revising the housenumbering system in future. Specimen maps are reproduced at the end of this note.

5. Concepts and Definitions

Although Census data are collected for every individual separately, the operational unit of identification is usually the household. For the purpose of houselisting, three terms were used in the houselist, viz. 'Building', 'Census House' and 'Household'. The 1971 concept of these terms is more or less the same as adopted in the 1961-Census. The three terms are quite different though they are dependent upon each other. The building and the house are structural units of accommodation while the household is a socio-economic unit of population. The definitions and implications of these terms will be clear from the booklet "Instructions for filling up the Houselist" issued by the Registrar General, which is reproduced as Annexure 'A' to this report.

6. Houselisting Operations

The housenumbering and houselisting operations were carried out in this territory in March 1970. The period fixed according to the 1971-Census Calendar was from March to April 1970.

It was decided to adopt the same blocks for houselisting which were carved out for the permanent housenumbering scheme. For each block an enumerator was appointed and 5 such enumerators were placed under a supervisor.

Training for housenumbering and houselisting of primary workers i.e. Enumerators and Supervisors was organised at Silvassa, the capital of the Union Territory. From the very beginning great importance was laid on a competent and adequate training of the houselist enumerators. Each trainee had to attend two classes and a field practice of numbering and listing of at least ten houses was also arranged.

The task of selection of enumerators and supervisors was left to the Charge Superintendent. All Talathis, Gramsevaks and Government Primary School Teachers were appointed as enumerators, while the Supervisors were selected from amongst Awal Karkuns, Patwaris, Assistant Inspectors of Education, etc. The number of enumerators and supervisors (both regular and reserve) who had undergone training was 76 and 17 respectively for 142 blocks.

The quality of housenumbering and houselisting was on the whole quite satisfactory, although there can be no gainsaying the fact some of the enumerators/supervisors had committed, due to negligence, minor mistakes which would have conveniently been avoided. The Houselist records were prepared in duplicate, one copy of which was retained at the District headquarters and the other was sent to the Office of the Director of Census Operations for further processing of the Houselist.

7. Tabulation

As soon as the houselisting operations was completed a Tabulation Office was set-up in the Office of the Director of Census Operations towards the middle of June 1970 to process the data relating to housing. The main steps in the processing of the Houselist were:

(i) Collection and arrangement of the Houselists received

(ii) Editing of these schedules

(iii) Coding of the entries in the schedules.

(iv) Punching of cards for coded entries and

(v) Transfer of the punched data on to magnetic tape.

Houselist records received in the tabulation office were first scrutinised for accuracy of coverage. The scrutiny also included checks for internal consistency in the entries. Each entry was then edited and coded before further processing.

Unlike other States the tabulation of the houselist data of this territory was proposed to be done on the full count basis. This was the first time in the Census history that a considerable part of data was computorised. For this a coding/punching unit was set up in each State and the houselist data was transferred on the punched cards. These punched cards were then fed on the computor which could reveal errors of coding/punching. A series of edit checks were applied at this stage and the errors found were imputed. Simultaneously, the entire punched card data was transferred on to a magnetic tape and finally this tape was reproduced to generate all types of cross tabulations.

8. Nature of Tables

Four main tables are envisaged for the presentation of housing data. These are:

H-I—Census Houses and the uses to which they art put.

H-II—Distribution of Census Houses by predominant material of wall and predominant material of roof.

H-III—Households classified by number of members and by number of rooms occupied.

H-IV—Households classified by size and tenure status.

These tables alongwith a fly leaf are presented in this part of the volume.

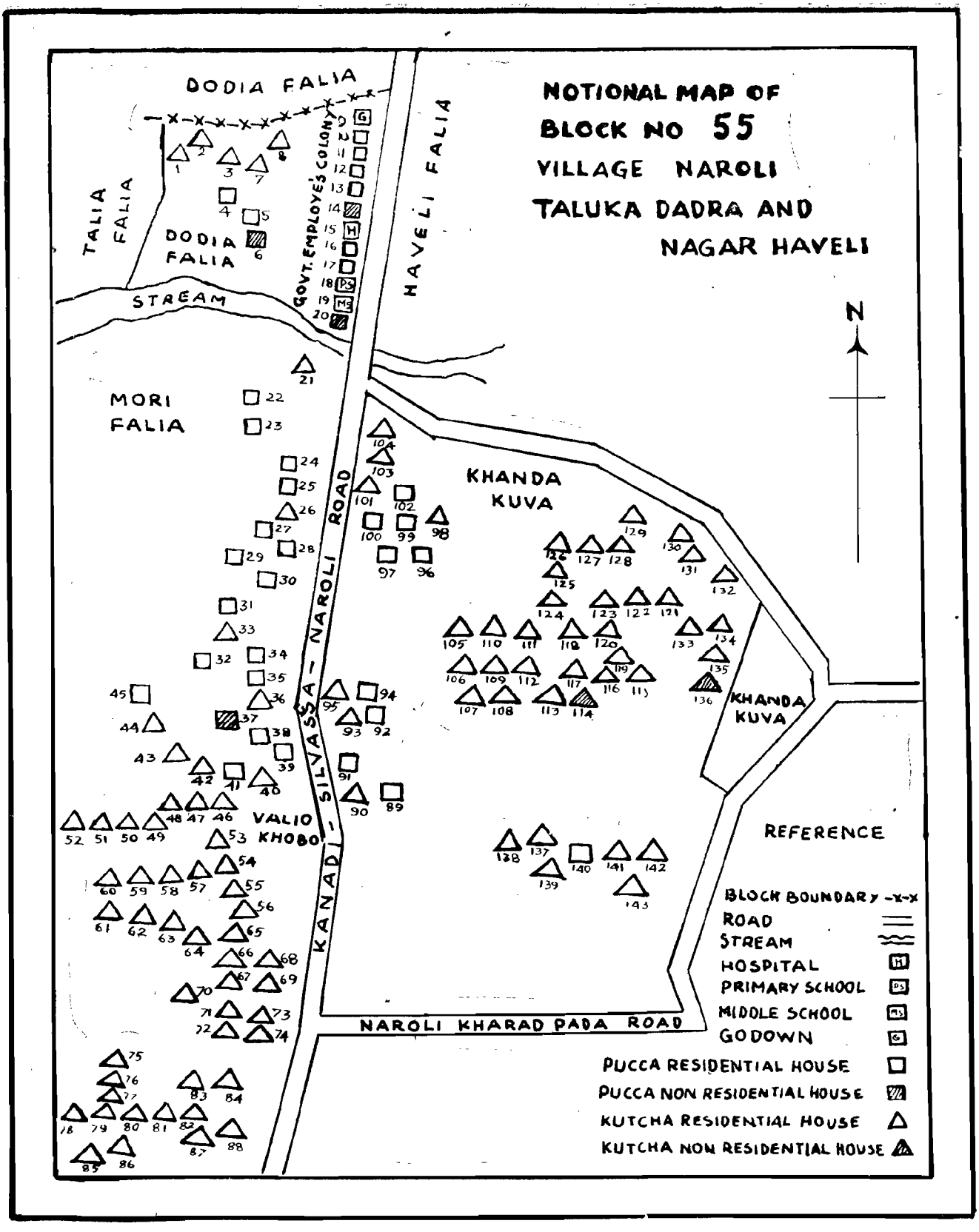
NOTIONAL MAP OF
BLOCK NO 55
VILLAGE NAROLI
TALUKA DADRA AND
NAGAR HAVELI
DODIA FALIA
TALIA FALIA
DODIA FALIA
STREAM
GOVT. EMPLOYE'S COLONY
HAVELI FALIA
MORI FALIA
KHANDA KUVA
KANADI - SILVASSA - NAROLI ROAD
VALIO KHOBO
KHANDA KUVA
NAROLI KHARAD PADA ROAD
N
REFERENCE
BLOCK BOUNDARY -x-x
ROAD
STREAM
HOSPITAL
PRIMARY SCHOOL
MIDDLE SCHOOL
GODOWN
PUCCA RESIDENTIAL HOUSE
PUCCA NON RESIDENTIAL HOUSE
KUTCHA RESIDENTIAL HOUSE
KUTCHA NON RESIDENTIAL HOUSE

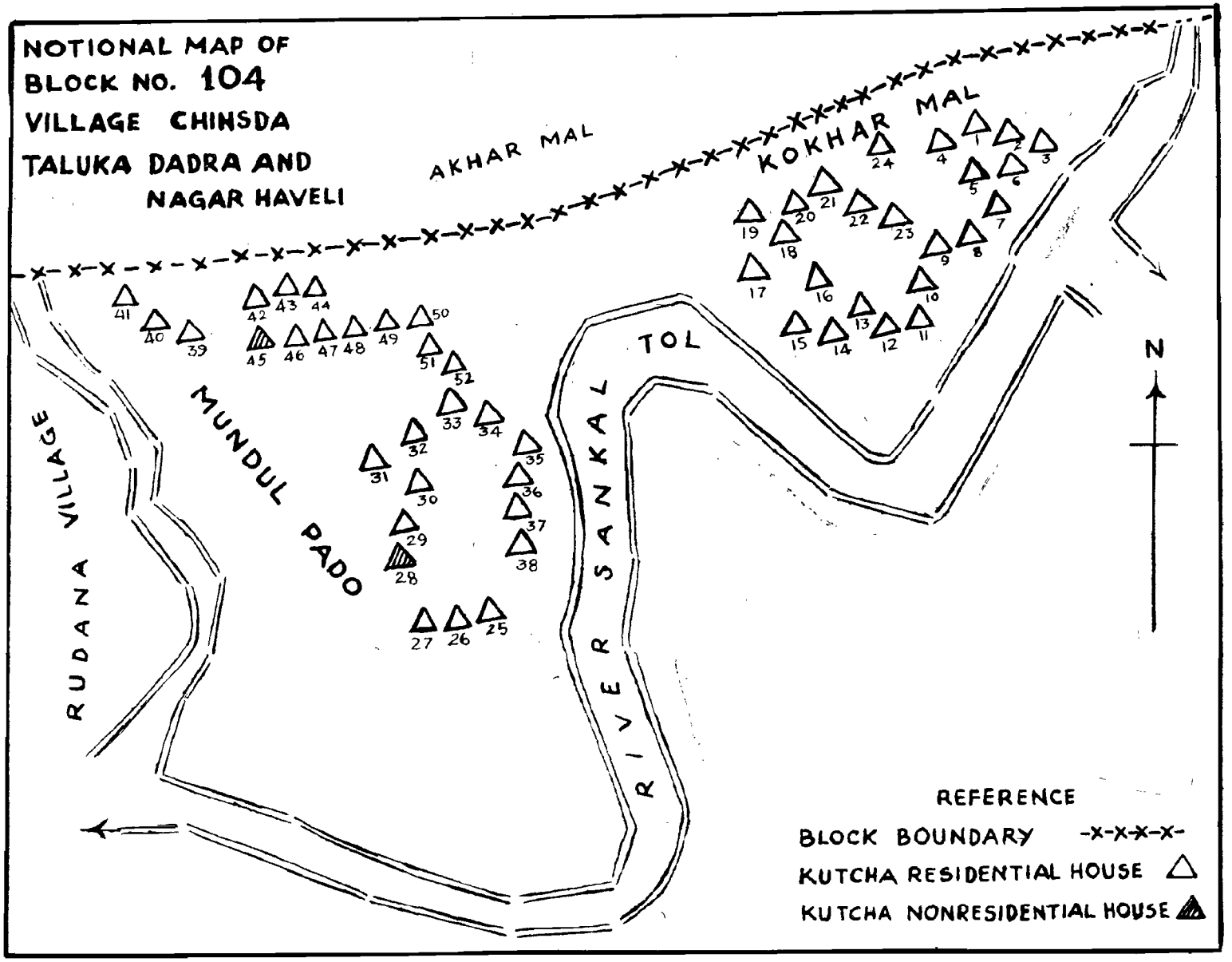
NOTIONAL MAP OF
BLOCK NO. 104
VILLAGE CHINSDA
TALUKA DADRA AND
NAGAR HAVELI
AKHAR MAL
KOKHAR MAL
MUNDUL PADO
RUDANA VILLAGE
RIVER SANKAL
TOL
N
REFERENCE
BLOCK BOUNDARY -x-x-x-x-
KUTCHA RESIDENTIAL HOUSE
KUTCHA NONRESIDENTIAL HOUSE

TABLE H—I

CENSUS HOUSES AND THE USES TO WHICH THEY ARE PUT.

TABLE H-I—CENSUS HOUSES AND THE USES TO WHICH THEY ARE PUT

FLY-LEAF

The table H-I gives data for census houses according to the uses to which they are put and is a product of column 3 and 6 of the Houselist schedule, viz. the census house number and the purpose for which census house is used. The table corresponds to table E-I of 1961 census with slight changes in the presentation of data. In the 1961—Census data for educational institutions and Medical and Public Health institutions was presented separately, while in 1971 it is combined with category 'others'. Similarly no separate data for 'Places of worship' was furnished in 1961, whereas for 1971 it is presented separately.

2. The Union Territory of Dadra and Nagar Haveli constitutes of a single district and a single taluka known by the same name. There was no urban area in this territory according to 1961 census. In 1971 Census also the entire area is declared as rural and the data presented here, therefore, refers to rural areas only.

3. The table H-I gives figures for census houses found vacant or occupied at the time of Houselisting as also the broad classification of these occupied census houses according to uses to which they are put. The categorisation of the census houses by their uses is given below alongwith a brief explanation of each.

(i) Residence—used exclusively for residential purpose.

(ii) Shop-cum-residence—used partly as shop and partly as residence.

(iii) Workshop-cum-residence—used partly as residence and partly as workshop for production, repairing or servicing of goods or manufacturing and sale of goods.

(iv) Hotels, Sarais, Dharamshalas, Tourist houses and Inspection Bugalows etc.—used as places of halt or temporary stay by travellers etc.

(v) Shops excluding eating houses—Places where goods are bought or sold excluding cafes, bars and restaurants.

(vi) Business houses and offices—offices of Government, Local bodies, institutions, commercial firms, banks etc.

(vii) Factories, Workshops, Worksheds—places where some kind of production, processing, servicing or repairing is undertaken on a commercial scale.

(viii) Restaurants, Sweetmeat shops and eating places—places where food and other eatables are served.

(ix) Places of entertainment and community gathering excluding places of worship—these include cinema houses, drama theatres, clubs, libraries etc.

(x) Places of worship—these include temples, churches, mosques, gurudwaras etc. where people go for worshiping.

(xi) Others—these include residual categories like garage, godown, cattleshed, pump-house etc. All educational and medical institutions are also included in this category.

4. According to the houselist figures of 1971 census there are 14746 census houses listed in the schedule for the Union Territory of Dadra and Nagar Haveli. Of these, 12203 or 83% are exclusively used for residential purpose and 277 or 2% of houses are partly used for residential purposes and partly for shops, workshops, etc. 538 houses or 3% are listed vacant, and the remaining 1728 or 12% are distributed by their uses in categories iv to ix as mentioned above.

5. The houselist figures of 1962 census showed 13327 census houses in Dadra and Nagar Haveli out of which 67% were used exclusively for residential purposes, 9% houses were partly used as residence and partly for other purposes like shops, workshops etc. 3% were found vacant and 21% were distributed according to their uses in different categories.

Comparing the houselist figures of 1962 and 1971 census it will be seen that during the decade there is an increase in the number of census houses by 11%. The houses used for residential purposes including shop-cum-residence, workshop-cum-residence has gone up by 20%, while the number of vacant houses has increased by 31%.

6. Two subsidiary tables H-I.1 and H-I.2 have been prepared and are given after table H-I. The subsidiary table H-I.1 indicates that for every 1000 census houses there are 828 houses used exclusively for residential purpose. The proportion of census houses used wholly or partly as residence is 846 per 1000 census houses. Of these only 10 are used as shop-cum-residence and 8 as workshop-cum-residence. The distribution of houses in other categories (columns 6 to 12) is very low as could be seen from Table H-I.1. In category 'others', however, the proportion is 102 per 1000 houses which includes godowns, garages, cattlesheds, pump-houses etc., besides educational and medical institutions.

7. The proportion of vacant census houses to every 1000 census houses is 36. This category of vacant houses includes those houses which were found vacant at the time of houselisting. Houses lying vacant due to dilapidation or being under repairs, or incomplete construction or for want of tenants, etc. are all included in this category. The data of vacant houses was collected from column number 6 of the houselist whereas the reason for the vacancy of the house was noted in the remark column 17 of the houselist. In 1971 Census it was specifically instructed to note down the reasons in the remark column wherever houses were found lying vacant with a view to get an exact idea as to why the houses were lying vacant.

H-I CENSUS HOUSES AND THE USES TO WHICH THEY ARE PUT.

Union Territory	Total Rural Urban	Total No. of Census Houses	Census houses vacant at the time of house-listing	Occupisd Census Houses used as										
				Residence	Shop-cum-residence	Workshop cum-residence including Household industry	Hotels, Sarais, Dharamshalas, Tourist houses & Inspection houses	Shops excluding eating houses	Business houses & Offices	Factories, workshops & worksheds	Restaurants sweetmeat shops and eating places	Places of entertainment and community gathering (Panchayat Ghar) excluding places of worship	Places of worship (e.g. temple, church, mosque, Gurudwara etc.)	Others
1	2	3	4	5	6	7	8	9	10	11	12	13	14	15
Dadra & Nagar Haveli . . .	Total	14,746	538	12,203	152	125	12	55	27	70	8	4	40	1,512
	Rural	14,746	538	12,203	152	125	12	55	27	70	8	4	40	1,512

NOTE.—The Union Territory of Dadra and Nagar Haveli consists of one district of the same name and the entire area is classified as rural.

SUBSIDIARY TABLE H-I.1

DISTRIBUTION OF 1000 CENSUS HOUSES BY VACANT AND DIFFERENT TYPES OF OCCUPIED CENSUS HOUSES

This subsidiary table is based on main table H-I and gives the distribution of 1000 Census houses according to the different uses to which they are put, for the Union Territory of Dadra and Nagar Haveli. The terms used in this table are explained in detail in para 3 of the fly-leaf to Table H-I-Census houses and the uses to which they are put.

H-I.1 DISTRIBUTION OF 1000 CENSUS HOUSES BY VACANT AND DIFFERENT TYPES OF OCCUPIED CENSUS HOUSES

Union Territory	Census Houses vacant at the time of House listing	Occupied Census Houses												
		Total occupied Census houses	Residence, shop-cum-residence, workshop-cum-residence including household Industry				Hotels, Sarais, Dharam-shalas, Tourist houses and Inspection houses	Shops excluding eating houses	Business houses and offices	Factories, Workshops and work-sheds	Restaurants, Sweetmeat shops and eating places	Places of entertain-ment and community gathering (Panchayat ghar etc.) excluding places of worship	Places of worship e.g. Temple, Church Mosque, Gurudwara etc.)	Others
			Total (wholly or partly residential houses)	Residence	Shop-cum-residence	Workshop-cum-resi-dence (including Household Industry)								
1	2	3	4	5	6	7	8	9	10	11	12	13	14	15
Dadra & Nagar Havel	36	964	846	828	10	8	1	4	2	5	1	N	3	102

SUBSIDIARY TABLE H-I.2

DISTRIBUTION OF 1000 CENSUS HOUSES FOR SELECTED TYPES OF USE AMONG RURAL AREAS

This subsidiary table also is based on main table H-I and gives the break up of 1000 Census houses in each of the 4 categories viz— Vacant houses, wholly residential houses, shop-cum-residences and workshop-cum-residences for the Union Territory of Dadra and Nagar Haveli. The terms used in this table are explained in detail in para 3 of the fly-leaf to Table H-I Census Houses and the uses to which they are put.

H-I.2 DISTRIBUTION OF 1000 CENSUS HOUSES FOR SELECTED TYPES OF USE AMONG RURAL AREAS.

Union Territory	Vacant at the time of Houselisting		Census Houses Used As					
			Wholly residential		Shop-*cum*-residence		Workshop-*cum*-residence including Household Industry	
	Rural	Urban	Rural	Urban	Rural	Urban	Rural	Urban
1	2	3	4	5	6	7	8	9
Dadra & Nagar Haveli .	1,000	..	1,000	..	1,000	..	1,000	..

TABLE H—II

DISTRIBUTION OF CENSUS HOUSES BY PREDOMINANT MATERIAL OF WALL AND PREDOMINANT MATERIAL OF ROOF.

TABLE H-II—DISTRIBUTION OF CENSUS HOUSES BY PREDOMINANT MATERIAL OF WALL AND PREDOMINANT MATERIAL OF ROOF

FLY-LEAF

The table H-II is built up from the data collected in column number 4 and 5 of the houselist. While table H-I presents data for Census houses and the uses to which they are put, table H-II gives the structural conditions of the Census houses according to the type of material used for construction of wall and construction of roof.

2. This table corresponds to table E-IV of 1961 with the difference that in 1971 data is presented for Census houses while in 1961 it was presented for Census households. The table is also provided with an appendix which cross-classifies the residential Census houses by material of wall and material of roof.

3. For recording the material of wall for a census house in the houselist, the material out of which the major portion of the wall is built up was to be noted in column 4 of the Houselist. Similarly, in case of roof also the material out of which most of the outer roof (and not the ceiling) is made was to be recorded in column 5 of the houselist.

4. The table H-II has in all 20 columns. Column No 3 gives the total Census houses listed in the houselist. Columns 4 to 12 classify the census houses by predominant material of wall and columns 13 to 20 gives data on Census houses by predominant material of roof.

The predominant material of wall is classified in the following 9 categories.

(i) Grass, leaves, reeds or bamboo

(ii) Mud

(iii) Unburnt bricks

(iv) Wood

(v) Burnt bricks

(vi) Galvanised iron sheets or other metal sheets

(vii) Stone

(viii) Cement concrete, and

(ix) All other materials, and material not stated.

Likewise, the predominant material of roof is classified in the following categories.

(i) Grass, leaves, reeds, thatch, wood, mud, unburnt bricks or bamboo.

(ii) Tiles, slate, shingle

(iii) Corrugated iron sheets, zinc or other metal sheets

(iv) Asbestos cement sheets

(v) Brick and lime

(vi) Stone

(vii) Concrete, R.B.C./R.C.C.

(viii) All other material, and material not stated.

5. *Material of wall :* The houselist figures of 1971 Census show 14,746 Census houses, in the Union Territory. It will be seen from the table H-II that a majority of these houses have their predominant material of wall as grass, leaves, reeds or bamboo. Of the total 14,746 houses, 13,306 or 90% have the walls made up of the above material and the remaining 1440 or 10% have their walls constructed of other materials as mentioned in columns 5 to 12 of table H-II. Of this, as many as 1182 or 8% have walls made up of burnt bricks. The proportion of houses having their walls constructed of other material like stone cement concrete etc. is almost negligible.

Material of Roof : Considering the material of roof it will be seen from table H-II that most of the houses are covered by the following two materials (i) Grass, leaves, reeds, thatch, wood, mud, unburnt bricks or bamboo, and (ii) Tiles, slate and shingle. The percentage of these houses to total Census houses is 51 and 45 respectively. Roofs of tiles are sloping roofs which are either of country tiles made locally or of Mangalore tiles.

6. On the whole judging from the material of wall and roof used for construction of houses, Dadra and Nagar Haveli gives a picture of poor housing conditions generally identified with poverty and backwardness. In fact, it is not a surprising

things to note the above facts, since the entire Union Territory has a preponderance of Adivasis or the Scheduled Tribes. According to 1971 Census count out of the total population enumerated, 87% belonged to Scheduled Tribes. Economically the tribal people are very poor which has certainly affected the housing conditions. Most of the houses are huts and 'Kutcha', houses having construction material as that of grass, leaves, reeds, bamboo, thatch, mud etc., which is cheap and readily available in the area.

7. Besides the main table H-II, 4 subsidiary tables have been reproduced after table H-II. The subsidiary tables H-II.1 and H-II.2 give the distribution of 1000 Census houses by predominant material of wall and predominant material of roof. Subsidiary tables H-II.1(A) and H.II.2(B) account for only residential census houses. Grass, leaves, reeds or bamboo seems to be the most important material for construction of wall as could be verified from subsidiary table H-II.1 which gives the proportion of 902 to every 1000 Census houses.

For material of roof (i) grass, leaves, reeds, thatch, wood, mud, unburnt bricks etc. and (ii) tiles, slates and shingle play a significant role. Their proportion to 1000 Census houses is 510 and 453 respectively. There are only 28 houses (per 1000 Census houses) having their roof made of asbestos cement sheets. The proportion of houses with other material of roof is totally insignificant.

8. As stated earlier, the table H-II is also provided with an appendix which gives the distribution of residential Census houses by material of wall cross-classified by material of roof. This sort of a cross-tabulation which was not attempted in earlier censuses will help to reflect more realistically the quality of house construction.

The analysis of the appendix shows that walls of 6445 or 51% of the residential houses are constructed of grass, leaves, reeds or bamboo, mud, unburnt bricks and wood while the roof is covered by grass, leaves, reeds, bamboo, thatch, mud, unburnt bricks or wood. 5415 or 43% of residential houses are made up of the same material of wall as that mentioned above but the roof is covered by tiles, shingle, corrugated iron or other metal sheets.

The walls of only 6% of the residential houses are constructed of burnt bricks, G.I. sheets or other metal sheets, stone, cement etc., and the roof is made up of the material like tiles, slate, shingle etc.

H-II—DISTRIBUTION OF CENSUS HOUSES BY PREDOMINANT MATERIAL OF WALL AND PRE DOMINANT MATERIAL OF ROOF

Union Territory	Total Rural Urban	Total No. of Census houses	Predominant material of Wa									Predominant material of roof							
			Grass, leaves, reeds, orbamboo	Mud	Unburnt bricks	Wood	Burnt bricks	G.I. Sheets or other metal sheets	Stone	Cement con-crete	All other mate-rials & Ma-terials not stated	Grass, leaves, reeds, thatch, wood, mud, un-burnt bricks or bamboo	Tiles, Slate, shingle	Corruga-ted iron, Zinc or other metal sheets	Asbestos cement sheets	Breck & lime;	Stone	Concrete RBC/ RCC	All other materials & mate-rials not stated
1	2	3	4	5	6	7	8	9	10	11	12	13	14	15	16	17	18	19	20
Dadra & Nagar-Haveli	Total	14,746	13,306	175	10	19	1,182	23	13	8	10	7,512	6,685	45	410	1	1	88	4
	Rural	14,746	13,306	175	10	19	1,182	23	13	8	10	7,512	6,685	45	410	1	1	88	4

Note :—There is no urban area in this Territory.

H-II DISTRIBUTION OF CENSUS HOUSES BY PREDOMINANT MATERIAL OF WALL AND PREDOMINANT MATERIAL OF ROOF

APPENDIX

DISTRIBUTION OF RESIDENTIAL CENSUS HOUSES BY MATERIAL OF WALL CROSS-CLASSIFIED BY MATERIAL OF ROOF

Union Territory	Total Rural Urban	Total No. of Census houses	Predominant material of wall	Predominant material of Roof		
				Grass, leaves, reeds, bamboo, thatch, mud, unburnt bricks or wood	Tiles, slate, Shingle corrugated iron, Zinc or other metal sheets, Asbestos cement sheets, brick, lime, stone and RBC/RCC	All other materials and materials not stated
1	2	3	4	5	6	7
Dadra and Nagar Haveli	**Total**	**12,593**	**(i) Grass, leaves, reeds or bamboo, mud, unburnt bricks, wood.**	**6,445**	**5,415**	**1**
			(ii) Burnt bricks G. I. sheets or other metal sheet, stone, cement.	**..**	**729**	**..**
			(iii) All other materials and materials not stated	**..**	**2**	**1**
	Rural	12,593	(i) Grass, leaves, reeds or bamboo, mud, unburnt bricks, wood	6,445	5,415	1
			(ii) Burnt bricks G.I. sheets or other metal sheets, stone, cement.	..	729	..
			(iii) All other materials & materials not stated.	..	2	1

Note : There is no urban area in this Territory.

SUBSIDIARY TABLE H-II.1

DISTRIBUTION OF 1000 CENSUS HOUSES BY PREDOMINANT MATERIAL OF WALL.

This subsidiary table is based on main table H-II and gives the distribution of 1000 Census houses according to the 8 types of predominant material of wall for the Union Territory of Dadra & Nagar Haveli.

H-II.1 DISTRIBUTION OF 1000 CENSUS HOUSES BY PREDOMINANT MATERIAL OF WALL.

Union Territory	Rural Urban	Predominant material of wall								
		Grass, leaves reeds or bamboo	Mud	Unburnt bricks	Wood	Burnt bricks	G.I. sheets or other metal sheets	Stone	Cement Concrete	All other materials and materials not stated
1	2	3	4	5	6	7	8	9	10	11
Dadra and Nagar Haveli	Rural	902	12	1	1	80	2	1	N	1

Note : There is no urban areas in this Territory

SUBSIDIARY TABLE H-II.1(A)

DISTRIBUTION OF 1000 RESIDENTIAL CENSUS HOUSES BY PREDOMINANT MATERIAL OF WALL IN RURAL AREAS

This subsidiary table is based on the Appendix to main table H-II and gives the distribution of 1000 residential Census houses according to the predominant material of wall classified into 3 main groups. The distribution is given for the Union Territory of Dadra & Nagar Haveli which is entirely rural.

H-II. 1 (A) DISTRIBUTION OF 1000 RESIDENTIAL CENSUS HOUSES BY PREDOMINANT MATERIAL OF WALL IN RURAL AREAS.

Union Territory	Rural Urban	Predominant Material of wall		
		Grass, leaves, reeds or bamboo, mud, unburnt bricks, wood.	Burnt bricks, G.I. sheets or other metal sheets, stone, cement.	All other materials and materials not stated.
1	2	3	4	5
Dadra and Nagar Haveli	Rural	942	58	N

Note :—There is no urban area in this Territory

SUBSIDIARY TABLE H-II.2

DISTRIBUTION OF 1000 CENSUS HOUSES BY PREDOMINANT MATERIAL OF ROOF IN RURAL AREAS.

This subsidiary table is based on main table H-II and gives the distribution of 1000 Census houses according to the 7 types of predominant material of roof for the Union Territory of Dadra and Nagar Haveli.

H-II.2 DISTRIBU ION OF 1000 CENSUS HOUSES BY PREDOMINANT MATERIAL OF ROOF IN RURAL AREAS.

Union Territory	Rural Urban	Predominant material of Roof							
		Grass, leaves, reeds, thatch, wood, mud, un-burnt bricks or bamboo.	Tiles slate, shingle	Corrugated Iron, Zinc or other metal sheets	Asbestos cement sheets	Brick and lime	Stone	Concrete R.B.C./ R.C.C.	All other materials and materials not stated.
1	2	3	4	5	6	7	8	9	10
Dadra & Nagar Haveli . .	Rural	510	453	3	28	N	N	6	N

There is no urbon areas in this Territory.

SUBSIDIARY TABLE H-II.2(B)

DISTRIBUTION OF 1000 RESIDENTIAL CENSUS HOUSES BY PREDOMINANT MATERIAL OF ROOF IN RURAL AREAS.

This subsidiary table is based on the Appendix to main table H-II and gives the distribution of 1000 residential Census houses according to the predominant material or roof classified into 3 main groups. The distribution is given for the Union Territory of Dadra and Nagar Haveli.

H-II.2(B) DISTRIBUTION OF 1000 RESIDENTIAL CENSUS HOUSES BY PREDOMINANT MATERIAL OF ROOF IN RURAL AREAS.

Union Territory	Rural Urban	Predominant material of Roof		
		Grass, leavas, reeds, bamboo thatch, mud, Unburnt bricks or wood	Tiles, slate, shingle corrugated Iron, Zinc, or other metal sheets, Asbestos Cement sheets, Bricks, Lime, stone and R.B.C./ R.C.C.	All other materials and materials not stated.
1	2	3	4	5
Dadra & Nagar Haveli	Rural	512	488	N

Note : There is no urban area in this Territory.

TABLE H—III

HOUSEHOLDS CLASSIFIED BY NUMBER OF MEMBERS AND BY NUMBER OF ROOMS OCCUPIED.

TABLE H-III HOUSEHOLDS CLASSIFIED BY NUMBER OF MEMBERS AND NUMBER OF ROOMS OCCUPIED

FLY-LEAF

The table H-III furnishes data for households classified by number of members and number of rooms occupied, and is based on the data collected in column number 11 and columns 13, 14, 15 of the Houselist. The table is intended to give a picture of congestion and over-crowding in households.

2. The table H-III corresponds to table E-V of 1961 Census with the only difference that in 1971 additional information for (i) Households with unspecified number of rooms and (ii) Households with details unspecified, are being shown. The Institutional Households have not been covered in this table.

Definition of a Household

3. An adequate definition of a 'Household' has been provided in the introductory note. In brief a 'Household' is group of persons who commonly live together and would take their meals from a common kitchen unless the exigencies of work prevented any one of them from doing so.

Definition of a Room

4. A Census house may consist of a number of rooms. For recording this information in column number 11 of the houselist, the definition of a 'Room' that was to be followed according to the Houselist instructions is as under :

"A room should usually have four walls with a doorway, with a roof overhead and should be wide and long enough for a person to sleep in e.g. it should have a length of not less than 2 metres and a breadth of at least $1\frac{1}{2}$ metre and a height of 2 metres. Unclosed Verandhas, kitchen, store, garage, cattle-shed, latrine etc., which are not originally used for living and sleeping etc. are excluded from the definition of a room."

5. No attempt was however made to ascertain the size of the room as this would have made the task of enumeration extremely difficult. No comparison is therefore possible in terms of square feet or cubic feet of habitable space per person or household. The number of rooms available to households and the number of persons per room give a good picture of housing conditions.

6. The data in table H-III is presented for house-holds according to the number of rooms occupied by them in the following seven categories.

(i) Households with one room.

(ii) Households with two rooms.

(iii) Households with three rooms.

(iv) Households with four rooms.

(v) Households with five rooms and more

(vi) Households with unspecified number of rooms.

(vii) Households with details unspecified.

7. Generally, the houses with one or two rooms represent houses of small size while houses with 3 to 4 rooms represent medium-size houses and those with five rooms or more are large-size houses. Analysis of the Table H-III shows that a majority of households in Dadra & Nagar Haveli live in small-size houses with 1 to 2 rooms. The subsidiary table H-III.1 given at the end of main table indicates that out of 1000 census households 789 are occupying one room houses while 163 census households are living in two room houses. Grouping columns 2 and 3 together it will be seen that the incidence of households living in small size-houses is as high as 952 per 1000 census households.

The proportion of households occupying three rooms, four rooms and five rooms and above is quite low which can be seen from the subsidiary table H-III.1. Out of every 1000 households 43 live in medium size houses with 3, 4 rooms and a very low proportion of households, viz. 5 per 1000 live in large-size houses with five rooms or more.

8. For the sake of comparing the data of 1971 with that of 1962 Census, the statement below giving the distribution of 1000 census households by the rooms occupied will be helpful.

STATEMENT I

Distribution of 1000 Census households by the No of rooms occupied, Dadra and Nagar Haveli.

Year	Total	No. of Households occupying				
		One Room	Two Rooms	Three Rooms	Four Rooms	Five Rooms and more
1	2	3	4	5	6	7
1962	1000	711	224	40	13	9
1971	1000	789	163	35	8	5

Note : In 1962 census there were 5 households with no regular room. Such a classification did not exist in 1971 census

On examination of the data presented in the above statement it will be clear that there is no improvement at all in the living conditions of the people during the last decade. It is seen that the proportion of Census households living in one room which has 711 (per 1000) in 1962 has increased to 789 in 1971. While the proportion of household living in 2 rooms, 3 rooms, 4 rooms etc., has gone down in 1971. The proportion of Census households living in 2 rooms has reduced from 224 to 163 (per 1000) in 1971. Similar is also the case in respect of households occupying 3 rooms, 4 rooms and 5 rooms and above.

9. From the above it is seen that a majority of households live in small houses having 1-2 rooms. This gives only broad indication of crowding. For an exact comparison of housing condition it is necessary to examine the size of the households and the number of persons per room. The following statement shows the number of persons per room (also called the room-person ratio) in different categories of households.

STATEMENT II

Number of persons per room in each category of households 1971 Census, Dadra & Nagar Haveli

Total of all categories	Ratio of the No. of persons per room for the households living in						
	One room	Two room	Three room	Four room	Five rooms or more	Unspecified No. of rooms	With detail unspecified
1	2	3	4	5	6	7	8
4·31	5·29	3·07	2·31	1·98	1·28	..	..

From the above statement, it could be seen that for the Union Territory as a whole the room-person ratio comes to 4.31. Considering the ratio for each category of households it will be seen from the above statement that in case of persons living in one room, the ratio is quite high which comes to 5.29 and which also gives a picture of overcrowding in small-size houses. The ratio of persons living in 'two-room', 'three-room' comes to 3.07 and 2.31 respectively. In case of large houses, however, the ratio is quite low as is expected.

10. **Number of persons per household**

Next to 'room person ratio' another important ratio is 'the household person ratio' which has important bearing on housing conditions. Here we get the average number of persons per household which is derived by dividing the total persons in each category of households by the total households in that category. This data has been presented in the subsidiary table H-III.2 given at the end of the main table.

The average size of a household for the Union Territory is 5.52. It is already mentioned earlier that households have been classified in five categories according to the rooms occupied. The household-person ratio for each category of household is presented separately. The average size of households occupying single room houses is worked out to be 5.29 which is too high and shows maximum

over-crowding. In two-room houses the number of persons per household is found to be 6.15. The condition of households living in two room houses though not satisfactory, is relatively better compared to households living in single room houses. Households living in three rooms, four rooms, five rooms and above give a more satisfactory picture of living conditions. There is hardly any over-crowding as we go to households with 4 rooms and above, considering two persons per room as a satisfactory norm of housing accommodation.

H-III HOUSEHOLDS CLASSIFIED BY NUMBER OF MEMBERS & BY NUMBER OF ROOMS OCCUPIED.

Union Territory	Total Rural Urban	Total No. of Census house-holds	Total No. of Members		Total No. of rooms	Households with one room			Households with two rooms			Households with three rooms		
						No. of house-holds	No. of Members		No. of house-holds	No. of members		Total No. house-of holds	No. of members	
			M	F			M	F		M	F		M	F
1	2	3	4	5	6	7	8	9	10	11	12	13	14	15
Dadra & Nagar Haveli	Total	12,834	35,517	35,314	16,451	10,128	26,712	26,849	2,091	6,495	6,355	446	1,595	1,497
	Rural	12,834	35,517	35,314	16,451	10,128	26,712	26,849	2,091	6,495	6,355	446	1,595	1,497

Union Territory	Total Rural Urban	Households with four rooms			Households with five rooms or more			Households with Unspecified No. of rooms			No. of Households with with details unspecified		
		No. of house-holds	No. of members		Total No. of house-holds	No. of members		Total No. of house-holds	No. of members		Total No. of house-holds	No. of members	
			M	F		M	F		M	F		M	F
1	2	16	17	18	19	20	21	22	23	24	25	26	27
Dadra & Nagar Haveli	Total	106	453	388	63	262	225	..	..	..	..	..	..
	Rural	106	453	388	63	262	225	..	..	..	..	..	..

Note :--There is no urban area in this territory

SUBSIDIARY TABLE H-III.1

DISTRIBUTION OF 1000 CENSUS HOUSEHOLDS BY NUMBER OF ROOMS OCCUPIED

This subsidiary table is based on main table H-III and gives the distribution of 1000 Census households according to the number of rooms occupied viz. 1 room, 2 rooms, 3 rooms, 4 rooms and 5 rooms and above for the Union Territory of Dadra and Nagar Haveli. The concept of a room is explained in para 4 of the fly-leaf to Table H-III -Households classified by number of members and number of rooms occupied.

H-III.1 DISTRIBUTION OF 1000 CENSUS HOUSEHOLDS BY NUMBER OF ROOMS OCCUPIED

Union Territory	One Room	Two Rooms	Three Rooms	Four Rooms	Five Rooms and above	Unspecified No. of rooms	Household with details Unspecified
1	2	3	4	5	6	7	8
Dadra & Nagar Haveli . . .	789	163	35	8	5	0	0

SUBSIDIARY TABLE H-III.2

NUMBER OF PERSONS MALES AND FEMALES PER ROOM AND PERSONS PER HOUSEHOLD

This subsidiary table also is based on main table H-III and gives the number of persons per room and per household for all the households put together and the average number of persons males and females per household, for the households in each of the categories i.e. those with 1 room, 2 rooms, 3 rooms, 4 rooms and 5 rooms and above. The average number of persons per household is also given separately for households with unspecified number of rooms. This table is presented for the Union Territory of Dadra and Nagar Haveli.

H-III.2 NUMBER OF PERSONS MALES AND FEMALES PER ROOM AND PERSONS PER HOUSEHOLD

Union Territory	Total Rural Urban	Total		One Room				Two Rooms				Three Rooms			
		No. of Persons per room	No. of Persons per household	Persons	Males	Females	Average No. of Persons per household	Persons	Males	Females	Average No. of Persons per household	Persons	Maels	Females	Average No. of Persons per household
1	2	3	4	5	6	7	8	9	10	11	12	13	14	15	16
Dadra & Nagar Haveli . . .	Total	4·31	5·52	5·29	2·64	2·65	5·29	3·07	1·55	1·52	6·15	2·31	1·19	1·12	6·93
	Rural	4·31	5·52	5·29	2·64	2·65	5·29	3·07	1·55	1·52	6·15	2·31	1·19	1·12	6·93

Union Territory	Total Rural Urban	Four Rooms				Five Rooms and above				Unspecified No. of Rooms			
		Persons	Males	Females	Average No. of persons per household	Persons	Males	Females	Average No. of persons per household	Persons	Males	Females	Average No. of persons per household
1	2	17	18	19	20	21	22	23	24	25	26	27	28
Dadra & Nagar Haveli . . .	Total	1·98	1·07	0·91	7·93	1·28	0·69	0·59	7·73	0	0	0	..
	Rural	1·98	1·07	0·91	7·93	1·28	0·69	0·59	7·73	0	0	0	..

NOTE—There is no Urban area in this Territory.

TABLE H—IV

HOUSEHOLDS CLASSIFIED BY SIZE AND TENURE STATUS

TABLE H-IV HOUSEHOLDS CLASSIFIED BY SIZE AND TENURE STATUS

FLY-LEAF

Statistical data on households classified by size and tenure status has been presented in table H-IV. The size of a household refers to the number of persons in a household and has been classified in the following seven categories.

(i) Households with one person.
(ii) Households with two persons.
(iii) Households with three persons.
(iv) Households with four persons.
(v) Households with five persons.
(vi) Households with six persons or more.
(vii) Households with unspecified number of persons.

A subsidiary table H-IV. 1 is also presented at the end of the main table giving the distribution of 1000 Census Households living in Census houses used wholly or partly as residence cross-classified by tenure status.

Concepts and definitions used:

2. In order to ascertain the occupancy right of a household occupying a Census house two terms have been used (i) owned and (ii) rented. According to Houselist instructions, if a household is occupying a Census house owned by itself and is not paying anything to anybody in the form of rent, then the household is considered to be living in 'own house'. As against this, it is considered to be living in a 'rented house' if it pays any rent to the owner. Accordingly, abbreviations 'O' or 'R' were to be recorded in column No.16 of the houselist. Rent free or caretaker occupancies are also included in the rented category. The table does not include non-residential houses like schools hospitals, shops, factories etc.

Tenure Status:

3. The houselist figures of 1971 Census accounted for 12834 Census households in the Union Territory, excluding the institutional households. Of the 12834 Census households a majority, i. e. 11933 is living in 'owned' houses and a very small number of 901 is occupying houses on payment of rent.

Size of the Household and Tenure Status:

4. For the purpose of the table H-IV the Census households have been classified according to number of persons in seven categories. Households upto three persons are considered to be small-size households while households with four persons and more are considered to be large-size households. In the Union Territory it will be seen that the proportion of large-size households is high. For every 1000 Census households 792 are large-size households with four persons and above. The proportion of small-size households comes out to be 208 for every 1000 households.

5. The table H-IV and its subsidiary table H-IV.1 indicate that a majority of households in Dadra and Nagar Haveli live in their own houses. For the Union Territory as a whole out of every 1000 Census households 930 are living in owned houses and a very small proportion of 70 (per 1000) live in rented houses. The proportion of households living in owned houses increases with the size of the households, as could be seen from subsidiary table H-IV.1. The highest number of Census households living in owned houses is found distributed in households with six persons or more.

6. It is already mentioned that for every 1000 Census households 70 are living in rented houses. Their distributions by size of households and tenure status can be studied from the subsidiary table H-IV.1. The proportion of rented houses is found more in the large-size households.

7. Summing up, a majority of households in Dadra & Nagar Haveli live in their own houses while a very small proportion of 7% of households live in rented houses. Generally, households living in rented houses are mostly the outsiders either from the State itself who live away from their native villages for purposes of jobs, service, education etc., or migrants from other States who come in search of employments, or on other grounds like deputations, transfers etc.

H-IV HOUSEHOLDS CLASSIFIED BY SIZE AND TENURE STATUS

Union Territory	Total Rural Urban	Tenure Status	Total No. of Census House-holds	Households having No. of Persons						
				One Person	Two Persons	Three Persons	Four Persons	Five Persons	Six and more Persons	No. of Persons Un-specified
1	2	3	4	5	6	7	8	9	10	11
Dadra & Nagar Haveli	Total	Total	12,834	504	879	1,293	1,935	2,134	6,089	..
		Owned	11,933	263	754	1,167	1,795	2,044	5,910	..
		Rented	901	241	125	126	140	90	179	..
	Rural	Total	12,834	504	879	1,293	1,935	2,134	6,089	..
		Owned	11,933	263	754	1,167	1,795	2,044	5,910	..
		Rented	901	241	125	126	140	90	179	..

NOTE.—There is no Urban area in this Territory.

SUBSIDIARY TABLE H-IV.1

DISTRIBUTION OF 1000 CENSUS HOUSEHOLDS LIVING IN CENSUS HOUSES ACCORDING TO SIZE OF THE HOUSEHOLD IN RURAL AREAS

This subsidiary table is based on main table H-IV and gives the distribution of 1000 households living in Census houses according to the size of household and their tenure status, for the Union Territory of Dadra & Nagar Haveli.

The terms used in this table are explained in detail in para 2 of the fly-leaf to Table H-IV -- households classified by size and tenure status.

H-IV.1 DISTRIBUTION OF 1000 CENSUS HOUSEHOLDS LIVING IN CENSUS HOUSES ACCORDING TO SIZE OF THE HOUSEHOLD IN RURAL AREAS

Union Territory	Rural Urban	Households having number of Persons															
		Total		One Person		Two Persons		Three Persons		Four Persons		Five Persons		Six and more Persons		No. of Persons Unspecified	
		Owned	Rented	Owned	Rented	Owned	Rented	Owned	Rented	Owned	Rented	Owned	Rented	Owned	Rented	Owned	Rented
1	2	3	4	5	6	7	8	9	10	11	12	13	14	15	16	17	18
Dadra & Nagar Haveli	Rural	930	70	20	19	59	9	91	10	140	11	159	7	461	14	0	0

NOTE :— There is no Urban area in this Territory.

PHOTOGRAPHS



Landless labourers' housing colony, Chinchpada Village



Government Staff Quarters, Silvassa



A house of an adivasi at Goratpada village



Government Servants Housing Society, Silvassa



A house of an adivasi at Goratpada village

ANNEXURES

ANNEXURE 'A'

INSTRUCTIONS TO ENUMERATORS FOR FILLING UP THE HOUSELIST AND ESTABLISHMENT SCHEDULE

INSTRUCTIONS—PART I

HOUSELIST

General

Census is a national undertaking of great importance, indispensable to intelligent and efficient public administration apart from the other multifarious ways it serves the scholar, the businessman, industrialist, the country's planners, the electoral authorities etc. Census has become a regular feature in every progressive country, whatever be its size and political set-up and they are conducted at regular intervals to fulfil well-defined objectives.

2. The job entrusted to you, viz., the house-numbering and houselisting is an essential preliminary step to the population census. Apart from mere listing of houses, you will be collecting some essential data on housing, as also separately on manufacturing, trading and service establishments which will be useful to the country's planners. You have, therefore, an important role to play. The quality and quantity of your contribution depends on how well you apply yourself to this task, understand the instructions thoroughly and carry out your responsibilities with the care that it demands.

3. You will be required to prepare lay-out sketches showing the location of houses within the area allotted to you and number all the houses, residential or otherwise and list them and fill up some essential particulars in the schedules given to you. The house-numbering sketches prepared by you may form the basis for a permanent system of house-numbering that may be introduced and maintained by the local bodies concerned in future.

House-numbering and preparation of national maps

4. *Rural areas:* The first operation will be allotment of distinguishing numbers to each building, house and household.

5. Before the actual affixing of house numbers on doors an essential step to be taken is to prepare a rough notional map of the entire village and decide on whether the village should be sub-divided into blocks and if so, how? Normally a small village of less than 125 houses need not be sub-divided into blocks. But if a village has one or more hamlets, irrespective of the size, it is desirable to divide the area of the village into blocks so that each hamlet with the adjoining area is recognised as a separate house-numbering block of the village. It is important that the dividing lines between one block and another should be clearly demarcated. Such dividing lines, besides following some natural boundaries wherever possible should also be indicated by the Survey number that fall on either side of the dividing line in cadastrally surveyed villages. In villages which are not cadastrally surveyed, the line can be indicated by the name of the owners of the fields on either side of the line or by the name of the field, if any. A notional map showing the general topographical details of a whole revenue village particularly if a survey map is already available with the village revenue officials, will greatly help. This notional map should indicate the prominent features and land marks such as the village site, roads, cart tracks, hills, rivers, *nallahs,* etc. Clear demarcation lines of blocks are important so that any to define at the foot of the map the boundaries of a particular block is covered by a specific block without giving scope for any doubt. It may be desirable to define at the foot of the map the boundaries of each block clearly.

6. Having thus prepared the village map, each block of the village as demarcated on the village map should be taken up for a detailed sketching of the layout. In this detailed sketch the emphasis is mainly on the lay-out of the houses on the village site. The sketch should show all the roads, streets and cart tracks. The names of the streets, if any, should be shown on these sketches. All topographical details, important features and public buildings should be prominently shown. Then every single building or house should be located on this sketch. It will be of advantage if the *Pucca* and *Kachha* houses are shown by some conventional signs like a square □ for a *Pucca* hohse and a triangle △ for a *Kachha* house, further depicting them as residential or non-residential as follows:

□ *Pucca* residential house; for *Pucca* non-residential house shade the square.

△ *Kachha* residential house; for *Kachha* non-residential house shade the triangle.

It is difficult to evolve a comprehensive definition of the terms 'Pucca' and 'Kachha' houses to cover different patterns of structures all over the country. The categorisation of the houses as *Pucca* or *Kachha* for the purpose of depicting them on the lay-out sketches is purely to facilitate identification. Also, as *Kachha* houses are not likely to be long-lasting, any one referring to the lay-out sketches a few years later can easily distinguish settlement areas which are likely to have undergone a change. For the purpose of the preparation of lay-out sketches, a *Pucca* house may be treated as one which has its walls and roof made of the following materials:

Wall material: Burnt Bricks, stone (duly packed with lime or cement), cement concrete or timber, etc.

Roof Material: Tiles, GCI* sheets, asbestos cement sheets, RBC*, RCC* and timber, etc.

Houses, the walls and or roof of which are made of materials other than those mentioned above such as unburnt bricks, bamboo, mud, grass, reeds, thatch etc., or loosely packed stone, burnt bricks etc., may be treated as *Kachha* houses.

7. When once the location of every building/house is fixed on the plan, it will be a simple matter to decide on a convenient method of numbering the buildings/houses in one series following certain principles. No hard and fast rule can be laid as to the direction in which the house numbers should run *i.e.*, left to right or in a clockwise order or north-east to south-west and so on. Much depends on the lay-out. So long as some convenient and intelligible order is followed it should be all right. The numbers allotted to each house should be marked on the sketch and with the help of arrow marks at convenient intervals, the direction in which the house numbers run should be indicated. This is particularly important when streets cut across one another and the housenumbering series along a street get interrupted. It will be of advantage if the numbers are roughly marked in pencil on this sketch and later verified with the actual state of things on ground to see if the order of numbering indicated on the sketch would be convenient or if any slight changes are needed, for, after all the sketch is only a rough one and the actual state of buildings on ground may suggest a more intelligible order of numbering at some places.

8. Where villages are not cadastrally surveyed and the village boundaries not fixed by survey, it is essential that the limits of each village are defined by some permanent features so that it may be known that any house falling in any such areas may be reckoned along with a particular village.

9. In the forest areas, all habitations are not on settled pattern. There are forest villages which may be just like other revenue villages or *mauzas*. For such villages procedure for preparing normal lay-out plan sketches may be followed. But apart from such villages, there would be clusters of habitations spread out in the forest. It will be facilitating, if for the purpose of netting such clusters a lay-out plan is prepared of the Forest area comprising the lowest administrative unit (such as, beat of a Forest Guard in some States). Then the clusters should be drawn on the lay-out sketch. Name of the cluster should also be written, if there be one. If there be no name, then it would be necessary to identify it with reference to any known permanent feature such as a hill stream, a range of hills, road and so on. After drawing the boundaries of such clusters on the lay-out, the location of each of the houses should be indicated on it and number assigned to each house. Habitations (clusters) falling within the area of the smallest forest administrative unit should be taken as one village for the purpose of house-numbering and houselisting.

Since it is likely that some of the tribal habitations may change their locations now and then, it is necessary to define the location of a habitation area with reference to any known permanent feature as indicated above in regard to the clusters in Forest areas.

10. *Urban Areas:* The preparation of notional maps and the house-numbering sketches in urban areas should essentially follow the same procedure as in the rural areas excepting that in most urban units the draughtsman of the Municipal Administration might have already prepared town maps perhaps even to scale and these may come extremely useful. It has been found from experience that the boundaries of towns are often times loosely defined and not properly demarcated giving rise to several doubts regarding the areas lying on the out-skirts of towns. It is important that the map should very clearly indicate the bounda-

*NOTE: G.C.I.—Galvanised Corrugated Iron, R.B.C.—Reinforced Brick Concrete and R.C.C.—Reinforced Cement Concrete.

ries by means of definite survey numbers and also other permanent features. Sometimes one side of a road falls within the town limits and the other side excluded as it may be outside the defined boundary of the town. All these should be carefully verified on ground before the maps are certified to be correct by the supervising authorities. Cases of sub-urban growth adjoining the limits of a town and such cases as one side of a street falling outside the limits of a town should be brought to the notice of the superior officers who will have to ensure that such built up areas are properly accounted for within the administrative units in which they fall.

11. But what is essential is that very detailed plans showing the location of every building and census house along every road and street in each ward, locality or *mohalla* of a town should be clearly prepared. In view of the very large number and close location of houses in urban areas it may be necessary to have a large number of sketches each covering a limited area. Each town would probably have already been divided into some permanent *mohallas* or localities or wards. A large map of the entirc town indicating the boundaries of each of the sub-units into which the town has been divided should be prepared. On this map, the main roads and other topographical details and important public buildings etc., may be shown for clear identification of the boundaries of each *mohalla*/locality/ward etc. Next, a skeleton map of each locality/ward or block should be prepared in which all the roads and streets should be clearly indicated and their names also written. Then each building and house should be located on this skeleton map. May be that even a locality/ward may be too large an area to indicate all houses on a single map. In such a case a ward map showing the segments and separate lay-out map for each one of the segments may be prepared and on these segments the buildings and houses should be clearly located and the house-numbers shown. It may be an advantage if the non-residential houses are distinguished from the residential houses as indicated in para 6 of these instructions. Here again the important permanent buildings may be indicated such as say, town-hall, large office building, court building, post office, hospital, school, church, market building etc.

12. As stated earlier most towns may already be having a satisfactory house-numbering system. This need not be disturbed and may be adopted for the purpose of preparation of the house-numbering maps referred to above. The house-numbering can be brought up-to-date with the help of these lay-out maps. If there be no proper system of house-numbering in the town, then you will have to assign numbers to the houses in the lay-out sketch(es) of your jurisdiction in the manner indicated hereafter.

Numbering of Buildings and Census Houses in rural as well as urban areas:

13. You have to give numbers to "Buildings" and "Census houses" in all areas. The instructions below will guide you to determine what a building and a census house are for the purpose of houselisting. The building is a readily distinguishable structure or group of structures which is taken as the unit for house-numbering. The entire building may be deemed one census house or sometimes parts of it, as will be explained. The objective is to ultimately number and list out all physical units of constructions which are used for different purposes, residential or otherwise.

14. *Building :* A "building" is generally a single structure but sometimes made up of more than one component unit, which are used or likely to be used as dwellings (residences) or establishments such as shops, workshop, factories, etc., or as godowns, stores, cattle-sheds etc. or in combination with any of these such as, shop-*cum*-residence, or workshop-*cum*-residence, etc.

15. Sometimes a series of different buildings may be found along a street which are joined with one another by common walls on either side looking like a continuous structure. These different units are practically independent of one another and likely to have been built at different times and owned by different persons. In such cases though the whole structure with all the adjoining units apparently appears to be one building, each portion should be treated as separate building and given separate number.

16. If there are more than one structure within an enclosed or open compound (premises) belonging to the same person e.g., the main house, the servant's quarters, the garage etc., only one building number should be given for this group and each of the constituent separate structures assigned a sub-number like 1(1), 1(2), 1(3) and so on provided these structures satisfy the definition of a 'Census House' given hereafter.

17. The buildings should be numbered as follows:

(i). If the locality consists of a number of streets in a village, the buildings in the various streets in a village, should be numbered continuously. Streets should be taken in uniform order from North-east to South-west. It has been observed

that the best way of numbering the buildings is to continue with one consecutive serial on one side of the street and complete the numbering on that side before crossing over to the end of the other side of the street and continuing with the serial, stopping finally opposite to where the first number began.

(ii) In a town/city, enumeration block, the numbering will have to respect the axis of the street and not any preconceived geographical direction like North-east etc.

(iii) Arabic numerals e.g. (1, 2, 3,.....) should be used for building numbers.

(iv) A building under construction, the roof of which has been completed should be given a number in the serial.

(v) If a new building either *Pucca* or *Kachha* is found after the house-numbering has been completed or in the midst of buildings already numbered, it should be given a new number which may bear a sub-number of the adjacent building number, e.g. 10/1.....

NOTE: These should not be numbered as 10(1) or 10(2) etc. as such numbering would apply to census houses within the same building. On the other hand, 10/1 would mean a separate building that has come up after building No. 10.

18. *Census House:* A "Census house" is building or part of a building having a separate main entrance from the road or common court-yard or stair-case etc., used or recognised as a separate unit. It may be inhabited or vacant. It may be used for a residential or non-residential purpose or both.

19. If a building has a number of flats or blocks which *are independent of one another* having separate entrances of their own from the road or a common stair-case or a common court-yard leading to a main gate, they will be considered as separate census houses. If within a large enclosed area there are separate buildings, then each such building will be one or more separate census houses. If all the structures within an enclosed compound are together treated as one building then each structure with a separate entrance should be treated as a separate census house.

20. Each census house should be numbered. If a building by itself is a single census house, then the number of the census house is the same as the building number. But if different parts or constituent units of a building qualify to be treated as separate census houses, each census house should be given a sub-number within brackets to the building number as 10(1), 10(2) etc., or 11(1), 11(2), 11(3), etc.

21. The order in which census houses within a building are to be numbered, should be continuous, preferably clockwise or in any convenient manner if it is difficult to do it clockwise.

22. The definition of census house may sometimes be difficult of application in its literal sense in the context of varying patterns of structures and their usage. For example, in cities and towns, one does come across a situation when a flat in the occupation of one household as residence may be made up of four rooms or so and all the rooms may have direct entrance from a common court-yard, or a stair-case. In terms of the definition of a census house each of these rooms having entrances from the common stair-case etc., may qualify to be treated as census houses. But it does not realistically reflect the situation of the number of houses. In such case, 'singleness' of use of these rooms alongwith the main house by the house-hold should be taken into account and the entire flat comprising four rooms should be treated as one census house only and assigned one number. If on the other hand each one of these rooms had been separately occupied by independent households and if each portion had separate main entrance then each will be justified to be treated as a separate census house. In a hostel building even if the door of each room in which an inmate lives opens on to a common verandah or stair-case as it happens almost invariably, the entire hostel building may have to be treated as one census house only. In some parts of the country in the rural areas, the pattern of habitation is such that a single household occupies a group of huts within an enclosed fence which has one main entrance. Each of the apparently separate structures is an integral part of the housing unit as such. In such cases it may be more realistic to treat the group as one census house. Care should be taken to ascertain if only one household occupies such a unit or shared by more than one household. Thus the definition of a census house will have to be applied having due regard to the actual situation in such exceptional cases.

23. It is usual to find in municipal towns/cities that every site whether built upon or not is numbered by the municipal authorities on property basis. Such open sites even if they are enclosed by a compound wall should not be listed for census purposes. Only where a structure with

four walls and a roof has come up, should it be treated as a census house and listed. But in some areas the very nature of construction of houses is such that, for example, a conical roof almost touches the ground and an entrance is also provided, and there may not be any wall as such. Such structures should of course be treated as buildings and houses and numbered and listed.

24. *Household:* A household is a group of persons who commonly live together and would take their meals from a common kitchen unless the exigencies of work prevented any of them from doing so. There may be 'one-member household, two-member household or multi-member household'. For census purposes each one of these types is regarded as a "Household". Again, there may be a household of persons related by blood or household of unrelated persons; the latter are Boarding Houses, Hostels, Residential Hotels, Orphanages, Rescue Homes, *Ashrams* etc. These are called "Institutional Households".

Each household will be listed according to the instructions that follows (*see* paras 44 & 45) and a distinguishing number allotted to each household. As each household will be related to the physical structure of a census house, the household number as such need not be painted on the door of each census house. Only the building and census house number will be painted.

HOUSELISTING

25. After the preparation of the notional house-numbering maps and the numbering of the houses, the next step is to list them in the prescribed form (Houselist).

26. At the 1971 Census, a houselist schedule and an establishment schedule will be canvassed on universal basis. Specimen forms of the schedules to be so canvassed are given at the end of this book.

The following instructions will guide you in filling the houselist:

27. On the top of the houselist form, provision is made to note the name of District with Code No., name of Taluk/Tehsil/Thana/Anchal/Island/Code No., name of Village/Town/Code No., name or No. of Ward, *Mohalla*, Enumerator's Block Code No. The entries here are to be filled in by you very carefully. The Location Code is the method by which every village or town in any tehsil or police station in every district of a State is identified by a combination of numbers. For this purpose every district, tehsil or police station, village or town/ward/mohalla/enumerator's block in your State would have been allotted code numbers. Your charge Superintendent or the Supervisor would have indicated to you the district, tehsil or police station and the village or town/ward/mohalla/enumberator's block code numbers pertaining to you. You shall have to enter them in the relevant spaces against the names of the various jurisdictional units. *Please note that the town number is to be given in Roman figures to distinguish it from the village number which will be indicated by Arabic numerals.*

NOTE : Please do not write anything in spaces enclosed by dotted lines in column Nos. 4, 5, 6, 10 and 12. These are meant for writing code numbers in the tabulation offices.

Col. 1 : Line Number

28. Every line in the Houselist is to be numbered serially. The line numbers should be continuous for your block. Arabic numerals should be used for this purpose, *e.g.*, 1. 2, 3, 4 etc.....

Col. 2 : Building No. (Municipal or local authority or Census No.)

29. Before you start houselisting, every building will bear a number. Some Municipal towns may have satisfactory system of numbering the buildings and after preparation of the lay-out sketch of your area, you would have given the same number to the building located on the sketch.

30. There would be cases where the Municipal numbers or local authority numbers are not found satisfactory and therefore you would have given numbers to various buildings by way of updating the numbering or revising it. In any case you would have assigned a number to every building in the lay-out sketch. The third contingency is that numbering did not exist earlier and you have numbered the buildings and assigned them the number on the lay-out sketch and marked them on the building itself.

31. The number which has been assigned in the lay-out sketch in any of the three modes described above and marked or put on the building should be written in this column.

32. If the building has a well-known name then the name of the building should also be recorded in this column in addition to the number of the building.

The purpose of this column is to readily identify every building by the number found on it and by local name if any the building may bear.

Col. 3: Census House Number

33. The attributes of a census house have been described earlier and in accordance with those instructions you would have allotted census house number to a building or to a part of a building.

34. If there is only one census house in the building, then the number of the census house will be the same as the building number, which will be repeated in this column.

35. If there be more than one census house in a building (as mentioned in paras 19 and 20) *e.g.*, in building No. 10, there are three census houses—then against the first census house, you will record "10(1)", for the second "10(2)" and for the third "10(3)" in this column. Column 2, Building number, will be entered in the first line only against which census house No. 10(1) would have been mentioned in Col. 3. Column 2 will remain blank against census house No. 10(2) and 10(3).

NOTE: You should *not* indicate them as 10/1 or 10/2 etc. as that would be followed in the allotment of a number to a new building not previously numbered that has come up after building No. 10.

Columns 4-5: Predominant construction material of census house.

36. In these columns you will have to note the materials of wall and roof.

Col. 4: Material of Wall

37. Under this column, the material out of which the major portion of the walls of the house are made, as for example, grass, leaves, reeds, bamboo, unburnt bricks, mud, burnt bricks, stone, cement concrete, timber etc., should be written. Where a house consists of separate structures each having walls made out of different materials, the material out of which the walls of the main portion of the house mostly used for living or sleeping are made, are to be recorded.

Col. 5: Material of Roof

38. The material out of which most of the outer roofs, exposed to the weather and *not the ceiling* is made *i.e.*, tiles, thatch, corrugated iron, zinc or asbestos cement sheets or concrete, slate, tiles, etc., should be written. In the case of a multi-storeyed building the intermediate floor or floors will be the roof of the lower floor. If the roof is mainly made of bricks, stone etc., and has a mud plaster, cement plaster or lime plaster exposed to the sky, the material of roof in such cases will *not* be "mud", "cement", or "lime" respectively but it will be "bricks", "stone" etc., which constitute the fabric of the roof.

Col. 6: Purpose for which Census House is used, e.g. residence, shop, shop-cum-residence, business, factory, workshop, workshop-cum-residence, school, bank, commercial house, office, hospital, hotel, etc., or Vacant.

39. The actual use to which a census house is put is to be recorded here keeping in mind the broad categorisation such as: (these are purely illustrative);

(1) Residence, shop-*cum*-residence, workshop-*cum*-residence.

(2) Factory/workshop and workshed etc. Factory should be written if it is registered under Indian Factories Act. A 'workshop' is a place where any kind of production, repair or servicing goes on or where goods and articles are made and sold, but is not large enough to be a factory. It is not necessary that some machinery should exist. Even a place where some household industry (as defined in Para 78) such as say, handloom weaving, *biri* rolling, *papad* making, toy making etc., is carried on, it should be noted as a workshop here. If it is also used as a residence it should be noted as workshop-*cum*-residence. Make searching enquiry if a house is used for the purpose of production of any goods or engaged in some processing or repairing even on a Household Industry basis as these are not likely to be apparent to a casual observer.

Shop:

(3) Shop: A shop is a place where articles are bought and/or sold or cash or for credit.

(4) Office, business house, bank, etc. Business house is that where transactions in money or other articles take place.

(5) Hospital, dispensary, Health centre, Doctor's clinic, etc.

(6) School and other educational institution.

(7) Hotel, *sarai*, *dharmashala*, tourist house, inspection house, etc.

(8) Restaurant, sweetmeat shop and eating place. (A sweetmeat shop where sweetmeat is being made and sold should be recorded as a Workshop).

(9) Place of entertainment such as cinema house, theatre, community-gathering (Panchayatghar) etc.

(10) Place of worship *e.g.,* temple, church mosque, gurudwara, etc.

(11) Institution such as orphanage, rescue home, jail, reformatory, children home, *etc.*

(12) Others *e.g.,* cattle-shed, garage, godown laundry, petrol bunk, passenger shelter, etc., the exact use to be fully described.

(13) If the census house is found vacant, *i.e.* if no person is living in it at the time of enumeration and it is not being used for any of the purposes listed above, write 'vacant' in this Col. If the census house is locked because the occupants have gone on journey or pilgrimage, then it may *not* be treated as "vacant", but the use to which it is put recorded here and the fact that the occupants have gone on a journey/pilgrimage, noted in the 'Remarks' column as "House locked, occupants on journey/pilgrimage etc."

Note : The reason for vacany such as 'dilapidated' 'under repair', 'incomplete construction', 'want of tenant', etc., may be recorded in the 'Remarks" column.

Col. 7 : Is it used wholly or partly as an Establishment ?
Yes or No.

If yes, enter further details in the Establishment Schedule and indicate the Serial No. of that entry here.

Definition of an Establishment

40. An "Establishment" is a place where goods are produced or manufactured not solely for domestic consumption or where servicing and/or repairing is done such as factory, workshop or household industry or servicing and/or repair workshop or a place where retail or wholesale business is carried on or commercial services are rendered or an office, public or private or a place of entertainment or where educational, religious, social or entertainment services are rendered. It is necessary that in all these places one or more persons should be actually working. Thus an establishment will cover manufacturing, trade and other establishments where people work.

Examples :

A factory or a workshop or workshop-*cum*-residence or a trading or other establishment, *i.e.* where some kind of production, processing repair or servicing is undertaken or where goods or articles are made and sold, or some business is being carried on such as a grocery shop, a *pan* shop, restaurant, bank, hotel, or an office is functioning such as Government office, commercial office, or an institution is being run such as school, college, hospital, dispensary, etc., and where one or more persons are working.

An Establishment may occupy a census house or a group of census houses or a part of a census house.

41. This column applies only in cases where the census house is used as an Establishment as defined above. Sometimes the act of production, processing or servicing may not be apparent especially if carried on as a household industry e.g., when a handloom is located inside a house and is not in operation at the time of enumerator's visit or if some other type of household industry such as *papad* making or toy manufacturing or *bidi* rolling etc., is done, say in some interior portion of the house. You should make searching enquiries to see if any production, processing or servicing is done or any business is carried on or any institution is being run in any part of the house not readily seen from outside.

If 'Yes' is recorded here, go to the Establishment Schedule, and fill up further particulars in that Schedule. Please fill in the Serial No. of the entry as given in the Establishment Schedule in this column after 'Yes'.

42. It is possible that some kind of production or processing is undertaken in the house by the members of the household for *purely domestic consumption.* For example, hand pounding of rice, preparation of spices like, *haldi* (turmeric), chillies, etc., or say, knitting of woollen garments, embroidery work, loinloom weaving and so on, meant for household use only and not for sale. In such cases, the house should not be treated as an 'establishment'.

COLUMNS 8 to 16

43. These columns will relate to census houses which are used wholly or partly as a residence. If, therefore, a particular census house is not being used for residential purposes at all even partly, as will be evident from entry in Col. 6, put 'X' in each of the columns 8 to 16.

Col. 8: Household No.

44. A 'household' is a group of persons who commonly live together and would take their meals from a common kitchen unless the exigencies of work prevented any of them from doing so. It may be made up of related or un-related persons. A cook or a servant living in the house of his employer and taking his food there is part of that household. A hostel where a number of un-related persons live together is an institutional household. So also a Jail.

45. There may be more than one household in a census house. Each household should be given a separate number. This can be done by using the alphabets as (a), (b), (c), etc., as affixes to the census house No. For example, if building No. 2 is also a census house and has three households, the household numbers will be 2(a), 2(b) and 2(c). If building number 4 has two census houses, the houses will be numbered as 4(1) and 4(2). If within these houses there are respectively 3 and 2 households then they will be numbered as 4(1)(a), 4(1)(b), 4(1)(c) and 4(2)(a) and 4(2)(b) respectively. If, however, building No. 3 is also a census house and has only one household, the household No. to be entered in this column will be No. 3 only.

46. In the above cases of households Nos. 2(b), 2(c), 4(1)(b), 4(1)(c) and 4(2)(b), there will be no entries against them in Cols. 3 to 7. Cols. 3 to 7 will be filled for the entire census houses, 2, 4(1) or 4(2) as the case may be, once. There is no need to repeat Cols. 3 to 7 in each line for which entries are made for more than one household against that census house in Cols. 8 to 16.

Col. 9: Name of the head of household.

47. The name of the Head of each household should be written. The Head of the household for census purposes is a person who is recognised as such in the household. He is generally the person who bears the chief responsibility for the maintenance of the household and takes decisions on behalf of the household. The Head of the household need not necessarily be the eldest male member, but may even be a female or a younger member of either sex. You need not enter into any long argument about it but record the name of the person who is recognised by the Household as its Head. In the case of institutions like boarding houses, messes, chummeries which should be regarded as households of un-related persons living together and which may be called Institutional Households, the manager or superintendent or the person who has administrative responsibility or who by common consent is regarded as the Head should be recorded as the Head of the household. In the case of an absentee *dejure* 'Head', the person on whom the responsibility of managing the affairs of the household falls at the time of enumeration, should be regarded as the Head.

Col. 10: If S.C. or S.T., write name of caste/tribe.

48. You will have been furnished with a list of Scheduled Castes and Scheduled Tribes notified for your area. Ascertain if the head of the household belongs to a Scheduled Caste or a Scheduled Tribe and check whether the Caste/Tribe is scheduled as per your list. If so,

for Scheduled Caste write "S.C." and record name of caste,

for Scheduled Tribe write "S.T." and record name of tribe,

for others write "X"

For a household belonging to Scheduled Caste, check religion of the head of the household. He or she should be either a Hindu or a Sikh. There cannot be a S.C. in any other religion. Scheduled Tribes may belong to any religion.

49. In a case where the head of the household belongs to Scheduled Caste/Scheduled Tribe even if any other member of the household (except institutional households) does not belong to SC/ST then write SC/ST as the case may be and mention the Caste/Tribe to which he belongs. On the other hand if the head does not belong to SC/ST but any other member of the household does belong to SC/ST; write 'X' in this column.

In the case of all 'Institutional Households' write 'X' in this column irrespective of whether the head belongs to a S.C./S.T. or not.

Col. 11: No. of living rooms in the occupation of Census Household

51. A room should have four walls with a door way with a roof over head and should be wide and long enough for a person to sleep in *i.e.* it should have a length of not less than 2 metres and a breadth of at least 1½ metres, and 2 metres in height. An enclosed room, however, which is used in common for sleeping, sitting, dining, storing and cooking etc., should be regarded as a room. An unenclosed verandah, kitchen, store, garage, cattle-shed and latrine and rooms in which a household industry such as a handloom is located which are not normally usable for living or sleeping etc., are excluded from the definition of a room for the purpose of this column.

52. If there is only one household in a census house the counting of rooms will not be difficult. But if a census house consists of a number of households, the number of rooms occupied by each household has to be entered against the name of each Head of household. In cases where a room is occupied by more than one household or they share more than one room, the number of rooms should be given together against a bracke as common to such households.

53. One is likely to come across conical shaped hut or tent in which human-beings reside. In such improvised accommodation, there will be no four walls to a room and, therefore, the above definition would not strictly apply to such types of accommodation. In such cases, the tent or conical hut etc., may in itself be construed to be a room.

Col. 12 : Does the household live in owned or rented house : (i) Owned (O), (ii) Rented (R).

54. If a household is occupying a census house owned by itself and is not paying anything to anybody in the form of rent then the household may be considered as living in own house. This should be recorded by 'O'. A household living in a flat or a house taken on 'ownership' basis on payment of instalments, should be regarded as living in its own house, notwithstanding that all instalments have not been paid.

55. If the household lives in rented house write 'R'. A housing unit is rented if rent is paid or contracted for, by the occupants in cash or in kind. Where an owner permits a household to live in a house, rent free even then the household should be treated as living in a rented house. For example, rent free accommodation provided to employees by Government, Institutions, Companies etc. In such cases, you should treat the house as rented and write 'R'.

Cols. 13 to 15 : No. of persons normally residing in census household on day of the visit of the enumerator.

56. Enter the number of males normally residing in the household in column 13 ; females in col. 14 and total number of persons in column 15 (Col. 13 + Col. 14).

57. In these columns normal residents are to be recorded even though some of them may be absent on the day of enumerator's visit. Casual visitors should be excluded as they will be considered at their respective places of normal residence. But a person who has stayed with the household for a period of 3 months or more should, however, be included. Correspondingly, normal residents absent for over 3 months or more should be excluded from the household in which they normally reside.

Total of these columns should be struck at the end of each page and after completion of houselisting grand total of the block should be struck at the bottom of the last form.

Col. 16 : Does the household cultivate land ? (Yes or No)

58. If the household is cultivating any land then you have to record the answer 'Yes' otherwise 'No'. For determining whether a household is cultivating or not, it should be necessary to ascertain if one or more persons in the household are engaged in cultivation of land or supervision or direction of cultivation of land owned or held from Government or from private persons or Institutions for payment in money, kind or share. Enchroachers who cultivate land encroached upon will be regarded as cultivating households for the purposes of this column. If the household has a visitor who cultivates land elsewhere, it cannot be deemed that the household as such is a cultivating household, unless the Head/or other members of the household are engaged in cultivation of their own, the household should not be reckoned as a cultivating household. A household whose members merely work on somebody else's land for wages should not be treated as a cultivating household.

Col. 17 : Remarks

59. If there is an entry in Col. 6 as "Vacant", you have to record the reason such as "dilapidated", "under repair", "incomplete construction", "want of tenant" etc. in this column.

60. After you have completed filling up of the houselist for your block, you will prepare a duplicate copy of the houselist, for which you would be given adequate number of blank forms.

INSTRUCTIONS—PART II

ESTABLISHMENT SCHEDULE

61. Instead of loading the main Houselist form itself with questions pertaining to Establishments, it has been decided to have a separate schedule in which particulars of each establishment are to be recorded. (See the Establishment Schedule given at the end of this book).

62. The term "Establishment" has been defined in para 40 of this booklet. You are requested to study it carefully, before filling the 'Establishment Schedule'.

63. *The respondents should be fully assured that the information collected in these schedules will be treated as completely confidential and is meant for statistical purposes and will not be used as evience against any individual or establishment for any purpose. The respondents should be encouraged to furnish truthful replies without any reservation.*

64. At the top of the schedule provision is made for noting the Location Code No. and name of the areas concerned. This should be the same as those noted on the top of the Houselist which you will be canvassing simultaneously. You should fill the Location Code Nos. etc., correctly.

65. The columns of the Establishment Schedule can be classified into four broad groups:

(i) Columns 1 to 5 are of uniform applicability and entries have to be made in respect of all the establishments;

(ii) Columns 6 to 8 pertain to manufacturing, processing, etc.—establishments;

(iii) Columns 9 to 10 relate to trading establishments; and

(iv) Column 11 refers to "other" Establishments which are not covered in columns 6 to 10.

Thus, it will be seen that the columns falling within groups (ii) to (iv) are mutually exclusive, while those in group (i) are common to all.

Col. 1: Sl. No.

66. In this column the establishments are to be entered one after another serially. Arabic numerals should be used for this purpose, i.e., 1, 2, 3 etc.

Col. 2: Census House No.

67. The Census house number to be noted is the same as that in column 3 of the Houselist and against which 'Yes' is written in column 7 of the Houselist indicating that the Census house is used as an establishment.

68. A point to be noted here is that it is likely that a single factory or workshop may be spread over more than one Census house adjoining one another. Therefore, while in Col. 2 of this schedule a number of Census houses may be noted in respect of that particular unit of production, processing or repairing, trade or business etc., the entries in Col. 3 onwards will be one only for that group of houses covered by a single unit of production or business etc. establishment. For example, if a single tea factory in Assam or business establishment in Calcutta should be spread over two or three adjacent buildings, each of the buildings should not be shown as a separate factory or establishment but the House Nos. of all these buildings shown in Col. 2 should be bracketted together and the particulars of the single tea factory or establishment entered in the subsequent columns against this group of houses. If on the other hand the activities of a large firm or an office are carried on in buildings located far away in different localities, each of the Census houses in the different localities will have to be treated as a separate establishment and the particulars of the establishment relating to that particular Census house should be listed in this schedule.

Col. 3: Name of the Establishment or of the proprietor.

69. In this column write the name of the establishment in the case of factories, large manufacturing concerns, a shop or business establishment, banks, office etc. which usually bear a distinct name. Where an establishment has no separate name as in the case of small workshops and establishments like confectionaries, small tea shops, Dhobi's establishment, household industries etc. write the name of the owner as "So and so's Halwai shop" etc. This is to help easy identification.

Col. 4: Is the Establishment—(a) Govt./Quasi Govt. (b) Private (c) Co-operative Institution

70. Enter here whether establishment enumerated belongs to public sector i.e., Govt./Quasi Govt. managed, including establishments run by local authorities, or to private sector, or a co-operative enterprise. Please do not write in the column only (a) or (b) or (c) but write

(1) "Govt.—Public Sector, or Quasi Govt.—Public Sector, or Local Authority—Public Sector

(2) Private

or

(3) Co-operative.

There may be many schools or libraries etc. which are not owned by any particular individual or group of individuals. These may be owned by people in general and managed by Managing Committees. Such establishments should be treated as "private" as distinguished from Govt./Quasi Govt. or run by local authorities or co-operative enterprises.

71. An establishment will be treated as a Govt./Quasi Govt. institution if the Central or State Govt. or a Local Authority such as the Zilla Parishad, City Corporation or Municipality etc. completely owns or has a majority of shares as to control the management of the establishment.

72. Private establishments are those owned and managed by private individuals or corporate bodies not being co-operative institution or Govt. or Quasi Govt. Institutions.

73. Establishments registered under the co-operative Societies Registration Law of the State, alone fall in the category of "Co-operative".

Col. 5: Average number of persons working daily last week or in the last working season, including proprietors and/or family workers.

74. In this column, the information has to be entered relating to the total number of workers including the apprentices, paid or unpaid and also including owner(s) or proprietor(s) of the establishment and any of their family members if they also work in the establishment and also the hired workers, if any. It is not necessary that an establishment should necessarily have paid workers. A small shop run in the same house where the owner lives and the business is attended to by just one person of the household is also an establishment. The average number of persons working per day in the establishment during the week preceding the day of your visit should be recorded. For computing the average number of persons working per day, if the establishment remained closed owing to holiday etc., such day(s) should be ignored and only the 'days' on which the establishment worked should be taken into account. If during the week preceding your visit, the establishment remained closed either due to strike or lock-out, the week during which the establishment worked preceding such strike or lock-out should be taken into account for reckoning the average number of persons working. The hired workers should normally be in full time employment.

75. Some establishments such as a sugar factory, rice mill etc. may be seasonal in character and may not be actually working at the time of the present listing. You should then ascertain the particulars of such establishments with reference to the last working season.

76. In case more than one product is produced, or more than one item of business is conducted or several types of services are rendered, it is not necessary to enquire the number of persons employed in the production/business/servicing of each type of product, business or service that is covered against that serial number. For example in a large textile mill there may be the weaving section, dyeing section, laboratory, repairing section, sales section etc. It is not necessary to ascertain the employment in each section. The total employment has to be ascertained. The major activity of the establishment will be described in subsequent columns.

"Columns 6, 7 and 8:—If any manufacturing processing or servicing is done".

77. These columns relate only to such establishments in which goods are manufactured or some kind of processing or servicing is done and/or repairs are carried on.

Col. 6: Is it (a) Household Industry (b) Registered Factory (c) Unregistered workshop.

78. **Household Industry: Definition**

A 'Household Industry' is defined as an industry conducted by the Head of the household himself/herself and/or mainly by the members of the household at home or within the village in rural areas, and only within the premises of the house where the household lives in urban areas. The industry should not be run on the scale of a registered factory.

79. Thus, there are four ingredients of a household industry:—

(i) nature of activity
(ii) participation
(iii) location
(iv) size

80. (i) **Nature of activity :**—A Household industry should relate to production, processing, servicing, repairing, or making and selling (but not merely selling) of goods. It *does not* include professions such as a pleader or doctor or barber, musician, dancer, washerman (Dhobi), astrologer etc. or merely trade or business even if such professions trade or services are conducted at home by members of household.

81. (ii) **Participation :**—The Head of the household and/or one or more members of the household must participate in such an industry. If it is run primarily by hired labourers, the 'participation' ingredient of the household members will not be satisfied and it will not be a 'Household Industry'. The industry may run with the help of hired workers but the head and/or members of the household must be mainly participating in the industry and not solely dependent on hired workers. Besides "actual work", participation also includes "supervision and direction".

82. (iii) **Location :**—The industry should be located within the premises of the house where the houschold lives in urban areas ; if it is situated at a place other than at home, it will not be termed as household industry in urban areas. In rural areas, however, the industry may be either at home or anywhere within the village limits. In rural areas, even though, the industry is not situated at home, there is a greater possibility of the members of the household participating in it if it is located within the village limits.

83. (iv) **Size :**—The industry should not be on the scale of a registered factory. Irrespective of the location and participation by the members of the household, if the industry or workshop is registered under the Factories Act, then it will not be a household industry.

84. Thus it will be clear that any industry which can be termed as 'Household Industry' must satisfy all the four ingredients mentioned above.

85. (b) **Registered Factory :**—A factory which is registered under the Indian Factories Act should be treated as a "Registered Factory". Any other workshop merely licenced by the Municipal or any other authority or registered for any other purpose should not be treated as a registered factory unless it is registered under the Indian Factories Act.

86. (c) **Unregistered Workshop :**—Workshop is a place where some kind of 'production' processing, servicing, repairing or making of goods for sale' is going on. A workshop which is registered under the Indian Factories Act should be treated as a registered factory and others as unregistered workshops. Workshops which are run as household industry should be treated as household industry and entered as such.

87. When you come across an establishment where some kind of manufacturing, processing or servicing etc., is done, you should ascertain whether it is a Household Industry or a registered factory or a workshop not registered under the Factories Act and write whatever it actually is in this column. Please note that workshops merely licenced or entered in the registers of a local authority are not to be considered as registered factories unless registered under the Indian Factories Act. All workshops other than household industries and not registered under the Indian Factories Act should be treated as unregistered workshops even if they are merely licenced as workshops by the local authorities. Please do not write (a) or (b) or (c) in the column but write "Household Industry", or "Registered Factory" or "Unregistered Workshop", as the case may be.

Col. 7 : Description of the products, processing or servicing done.

88. The description of the actual work relating to product, processing and servicing which is done in the Household Industry, factory or workshop that is being listed is to be recorded here, e.g., handloom weaving, lace knitting, oil *ghani* etc., manufacturing of G.I. pipes, electroplating, motor or cycle repairing, iron foundry, paper making or book binding, printing and dyeing, shoe making, sweetmeat making etc. If in any establishment more than one article is produced or more than one kind of processing or servicing or repairing is done, indicate only the major kind of products or processing or repairing or servicing etc.

Col. 8 : Type of fuel or power used.

89. Enter here the description of the power or fuel used for the running of the factory, workshop (or household industry if it is run on power or fuel). The fuels can be kerosene, soft coke, petrol, diesel, gas, coal, wood, etc., Electricity and steam etc. are some of the sources of power. Some units may be run by animal power such as *oil ghani*. Some may be run by merely human energy such as carpet-making, pottery making etc. Enter the description of fuel or power used for the production, processing, servicing etc. that is carried

on in the establishment. There may be instances where more than one fuel or power is used, in such cases, only the fuel or power which is used in running the primary unit of the industry will be noted in this column.

90. Columns 9 and 10 are to be filled in respect of trading establishments or establishments which render commercial services only.

91. Trading or business establishments are those where some trading i.e., transactions involving sale and/or purchase of goods go on.

Establishments rendering commercial services are the banks, money lending firms, Pawn shops, etc.

Col. 9 : Description of goods bought/sold.

92. If it is a trading establishment, you should ascertain what are the goods bought and/or sold and write the description in this column. If there are more than one type of goods bought/sold by the establishment, you should give description of the main item of goods bought/sold by the establishment.

93. In the case of establishments rendering commercial services such as in the case of Banks etc., you should write the description of the services rendered, as in the case of a bank, you should write "banking services".

Col. 10 : Whether (a) wholesale or (b) retail.

94. For all trading establishments, you should ascertain in respect of the goods mentioned in column 9, whether they are sold/bought in wholesale or in retail and write as the case may be.

95. You may come across certain establishments wherein both types of trade i.e. wholesale and retail go on. In such cases, you should ascertain in which category (i.e. wholesale or retail) the volume of trade is greater and record the category accordingly.

96. In the case of establishments rendering commercial services, e.g., bank etc. please do not write any of the two categories i.e. 'wholesale' or 'retail' but put an 'X' in this column.

Col. 11 : If used as any other establishment, describe e.g., Govt. office, school, Hospital, Railway Station, Barber's Saloon, Cinema Theatre, Hotel, Tea shop, etc.

97. Two specific types of establishments have been covered in columns 6 to 10. Column 11 relates to the remaining types of establishments not covered by columns 6 to 10. You have to describe such establishments in this column, e.g., Govt. Office, school, hospital, Railway Station, Orphanage, Rescue Home, Barber's saloon, cinema theatre, hotel, tea shop, lawyer's office, doctor's clinic, laundry, etc.

General

98. It is possible that in a particular establishment, more than one activity is being undertaken within the same premises. For example, say in a betel shop, *bidi* rolling is also being undertaken or in a grocery shop a flour mill is also located, or in the doctor's clinic medicines are sold. In such cases, the establishment should be identified having regard to the major activity and recorded as such in the relevant columns pertaining to the major activity.

99. But if different activities are undertaken in different census houses quite cut off from one another though under the same title or ownership, each such census house should be treated as a separate establishment and recorded as such against that census house in this schedule. It may, however, be noted that where processing for the production of an article is carried on, in separate adjoining census houses, all the census houses should be treated as a single establihment and recorded as such. If on the other hand the activities of a large firm or an office are carried on in buildings located far away in different localities, each of the census houses in the different localities will have to be treated as a separate establishment and the particulars of the establishment relating to that particular census house should be listed in this schedule.

100. After you have completed filling up of the Establishment Schedule for your block, you will prepare a duplicate copy of the Establishment Schedule, for which you would be given adequate number of blank forms.

CENSUS OF INDIA 1971
HOUSELIST

Name of District..... Code No. ..... Name of Village or Town..... Code No. .....

Name of Taluk/Tahsil/Thana/Anchal/Island..... Code No. ..... Name or Number of Ward/Mohalla/Enumerator's Block... Code No .....

Line No.	Building No. (Municipal or Local Authority or Census No.)	Census House No.	Predominant construction material of Census House		Purpose for which Census House is used, *e.g.* residence, shop, shop-*cum*-residence business, factory, workshop, work shop-*cum*-residence, school, bank, commerial house, office, hosptial, hotel, etc. or vacant	Is it used wholly or partly as an establishment ? Yes or No. If yes, enter further details in the Establishment Schedule and indicate the serial No. of that entry here	If used wholly or partly as a residence									Remarks
			Material of Wall	Material of Roof			Household No.	Name of the Head of Household	If S. C. or S. T., Write name of Caste/Tribe	No. of living rooms in the occupation of Census Household	Dosthe house-hold live in owned or rented house ? (O for Owned, R for Rented)	No. of persons normally residing in Census Household on day of visit of the enumerator: Males	Females	Total	Does the house-hold cultivate land ? (Y for Yes, N for No.)	
1	2	3	4	5	6	7	8	9	10	11	12	13	14	15	16	17

CENSUS OF INDIA 1971

ESTABLISHMENT SCHEDULE

Name of District..... Code No. ..... Name of Village or Town..... Code No.....

Name of Taluk/Tehsil/Thana/Anchal/Island..... Code No. ..... Name or No. of Ward/Mohalla/Enumerator's Block..... Code No.....

Serial No.	Census House No.	Name of the Establishment or of the proprietor	Is the establishment (a) Govt./Quasi-Govt. (b) Private (c) Co-operative Institution	Average number of persons working daily last week or in the last working season, including proprietors and/or family workers	If any manufacturing, processing or servicing is done			If used as a trading establishment		If used as any other establishment, describe e.g. Govt. Office, School, Hospital, Railway station, Barber's saloon, Cinema theatre, Hotel, Tea shop, etc.
					Is it (a) Household industry (b) Registered Factory (c) Unregistered Workshop	Description of the products, processing or servicing done	Type of fuel or power used	Description of goods bought/sold	Whether (a) Wholesale or (b) Retail	
1	2	3	4	5	6	7	8	9	10	11

NOTE.—Please do not write in the spaces enclosed by dotted lines in cols. 4, 6, 7, 8, 9, 10 and 11. These are meant for use in the Tabulation Offices for coding.

Signature of Enumerator..... Date.....Signature of Supervisor..... Date.....

ANNEXURE 'B'

No. 23/1/67-Map
Government of India
MINISTRY OF HOME AFFAIRS
Office of the Registrar General, India.

2/A, Mansingh Road,
Kotah House Annexe,
New Delhi-11, the 5-5-67.

To

The Superintendent/Deputy Superintendent,
of Census Operations,

Subject: Permanent Housenumbering—Preparation of Housenumbering plans for urban units.

Sir,

In the Manual of Instructions for Permanent Housenumbering a suggestion has been made to prepare detailed housenumbering plans for each urban units. During my recent tour to one of the States I had occasion to examine the town maps prepared by the National Sample Survey. These are admirable maps showing the detailed lay-out of towns divided by investigator units and subdivided into blocks. The detailed investigator unit maps show the lay-out of every street and lane and the identification points at the corner of each block. It is found that several streets and lanes do not have any local names. The N.S.S. maps clearly showed the need for every street and lane to be properly named. If these are brought into the notice of the concerned civic authorities they can take steps to have every street properly named.

2. Now coming to the question how these maps prepared by the N.S.S. could be used for census purposes, it is felt that while these maps serve as a good frame work it is necessary to further enlarge each investigator unit maps and indicate it every house by a number along every street and lane. Almost all the towns have a system of housenumbering. The numbers already adopted by the town authorities can be shown on such enlarged maps. When once this is done the preparation of houselists and the taking of a Housing Census will become easier and greatly facilitate the demarcation of the census enumerators' jurisdictions. The jurisdiction of every census enumerator will have to be clearly defined with reference to boundaries as also the actual housenumbering that will constitute his block.

3. You are requested to contact N.S.S. authorities and take tracings of these maps already prepared by them and then enlarge them by a Pentograph and those enlarged maps can be sent to each town and every house marked on it. It may be desirable to first take this up as a pilot project and cover one large city and one small town. You may use your own office staff to visit the towns and note the housenumbers. In due course, the work can be entrusted to the concerned municipal authorities so that up-to-date and accurate maps of every town showing the lay-out as also details of the houses are available. It may be necessary to prepare 5 copies of such maps, one copy for Registrar General, India's Office, one copy for Superintendent Census Operations' Office and one copy for the town civic office, one copy in the taluk office and one copy to be kept spare in SCO's office. These can form an invaluable frame-work for Census coverage as well any type of sample studies. Please initiate action and let this Office know of the progress from time to time.

Yours faithfully,
(Sd.)
(A. Chandra Sekhar)
Addl. Registrar General, India.

No. 23/1/67-Map
Government of India
MINISTRY OF HOME AFFAIRS
Office of the Registrar General, India
New Delhi-11, the 4-4-67.

To

The Chief Secretary to the Govt. of

Subject:—Scheme on Permanent House Numbering.

Sir,

I have the honour to enclose herewith a copy of Manual of Instructions to implement a Scheme on Permanent House Numbering on a countrywide basis. The advantages of good house numbering need hardly be stressed. The present scheme of systematic and permanent house numbering is being suggested not merely to serve the purpose of the next population Census but to meet the needs

of various branches of governmental and local administrations and public utility services as also of the public themselves. At the 1961 Census although an attempt was made to have a permanent system of house numbering which was intended to be utilized for all purposes, such as electoral rolls, municipal assessment, postal address, housing surveys, public health surveys etc., yet in some areas the maintenance of the house numbers was badly neglected. There has been some fundamental alterations in the old building structures and new constructions have come up in several areas but all these may not have been assigned proper house numbers to fit into the general house numbering scheme. In a few localities even the original house numbering was done in a defective manner on account of inadequate preparation. I hope the introduction of permanent house numbering scheme even now instead of rushing through on the eve of Census taking offers considerable advantage of less rush and less inconvenience to the State Govts. and local bodies.

I shall feel extremely grateful if the State Govt. kindly constitutes a committee as suggested at the beginning of Chapter II of the Manual and issues necessary instructions to all local bodies and all others concerned to bring the existing house numbering system up-to-date in the light of the instructions contained in the Manual.

Yours faithfully,

(Sd.)
(A. Chandra Sekhar)
Addl. Registrar General, India.

LIST OF AGENTS FOR THE SALE OF GOVERNMENT OF INDIA PUBLICATIONS AS ON 31-3-1970

Serial Number	Name of the Party	Cat. of Agents
	AGRA—	
1	National Book House, Jeoni Mandi	(Reg.)
2	Wedhwa & Co., 45 Civil Lines	(Reg.)
3	Banwari Lal Jain, Publishers, Moti Katra	(Rest.)
4	Asa Ram Baldev Dass & Sons, Bagh Muzaffarpur	(Rest.)
	AHMEDABAD—	
5	Balgovind Booksellers, Gandhi Road	(Rest.)
6	Chandra Kant Chimanlal Vora, Gandhi Road	(Reg.)
7	New Order Book Co., Gandhi Road, Ellis Bridge	(Reg.)
8	Sastu Kitab Ghar, Near Relief Talkies Patthar Kava Relief Road	(Reg.)
9	Gujarat Law House Near Municipal Swimming Bath.	(Rest.)
10	Mahajan Bros., Opp. Khadia Police Gate	(Rest.)
11	Himanshu Book Co., 10 Mission Market, Near Gujarat College	(Rest.)
	AHMEDNAGAR—	
12	V. T Jorkar, Prop. Rama General Stores, Navi Path	(Rest.)
	AJMER—	
13	Book Land, 663, Madar Gate	(Reg.)
14	Rajputana Book House, Station Road	(Reg.)
	ALIGARH—	
15	Friend's Book House, Muslim University Market	(Reg.)
16	New Kitab Ghar, Mill Market	(Rest.)
	ALLAHABAD—	
17	Kitabistan, 17-A, Kamla Nahru Road	(Reg.)
18	Law Book Co., Sardar Patel Marg, P. Box.4	(Reg.)
19	Ram Narain Lal Beni Madho, 2A, Katra Road.	(Reg.)
20	Universal Book Co.. 20, M. G. Road	(Reg.)
21	University Book Agency (of Lahore) Elgin Road	(Reg.)
22	Bharat Law House, 15, Mahatma Gandhi Marg	(Rest.)
23	Chandralok Prakashan, 73, Darbhanga Colony	(Rest.)
24	Ram Narain Lal Beni Prasad, 2/A, Katra Road	(Rest.)
	AMBALA CANTT.—	
25	English Book Depot, Ambala Cantt.	(Reg.)
	AMBALA CITY—	
26	Sethi Law House, 8719, Rly. Road, Ambala City	(Reg.)
	AMRITSAR—	
27	Amar Nath & Sons, Near P.O. Majith Mandi	(Reg.)
28	Law Book Agency, G. T. Road, Putligarh	(Reg.)
29	The Booksellers Retreat, Hall Bazar.	(Reg.)
	ANAND—	
30	Vijaya Stores, Station Road	(Rest.)
	BANGALORE—	
31	Bangalore Press, Lake View, Mysore Road, P.O. B. No. 507	(Reg.)
32	International Book House P. Ltd., 4F, M.G. Road	(Reg.)
33	Makkala Pustak Press, Balamandira, Gandhinagar	(Reg.)
34	S. S Book Emporium, 118, Mount Joy Road, Hanumant Nagar	(Reg.)
35	Standard Book Depot, Avenue Road	(Reg.)
36	Vichara Sahitya Ltd., Balepet	(Reg.)
37	Atma Stores, 5th Cross Malleswaram	(Rest.)
	BAREILLY—	
38	Agarwal Bros., Bara Bazar	(Reg.)
	BARODA—	
39	New Medical Book House, 540, Madenzampa Road	(Rest.)
40	Sh. Chandrakant Mohan Lal Shah, Gaini Shankar Bldg., Diwanji's Wada, Dandia Bazar	(Rest.)
	BHAGALPUR—	
41	Paper Stationery Stores, D. N. Singh Road	(Reg.)
	BHOPAL—	
42	Lyall Book Depot, Moh. Din Bldg., Sultania Road	(Reg.)
43	Bhopal Sahitya Sadan, Publishers, Booksellers & Stationers 37, Lalwani Press Road	(Rest.)
	BHUBANESHWAR—	
44	Prabhat K. Mahapatra, Bhubaneshwar Marg	(Reg.)
	BHAVNAGAR—	
45	Shah Parsotam Dass Gigabhai, M. G. Road	(Rest.)
	BOLAPURA—	
46	Bolpur Pustakalaya, Rabindra Sarai, P.O. Bolpur, Birbhum (W.B.)	(Rest.)
	BIJAPUR—	
47	Sh. D. V. Deshpande, Recognised Law Booksellers, Prop. Vinod Book Depot, Near Shiralshetti Chowk	(Rest.)
	BELGHARIA—	
48	Granthloka, 5/1, Ambica Mukherji Road, 24 Parganas, W.B.	(Rest.)
	BIKANER—	
49	Bhandari Bros., Goga Gate	(Rest.)
	BOMBAY—	
50	Charless Lambert & Co., 101, M. G. Road	(Reg.)
51	Co-operators Book Depot, 5/32, Ahmed Sailor Bldg. Dadar.	(Reg.)
52	Current Book House, Maruti Lane, Raghunath Dadaji Street	(Reg.)
53	Current Technical Literature Co. P. Ltd., India House, 1st Floor	(Reg.)
54	C. Jamnadas & Co., Booksellers, 146-C, Princess Street	(Reg.)
55	Indo Nath & Co., Office No. 8, 1st Floor, 257, Frase Road	(Reg.)
56	International Book House Ltd., 9, Ash Lane, M.G. Road	(Reg.)
57	Kothari Book Depot, King Edward Road	(Reg.)
58	Lakhani Book Depot, Girgaum	(Reg.)
59	Minerva Book Shop, 10, Kailash Darshan, 3rd Floor, Nana Chowk	(Reg.)
60	N. M. Tripathi P. Ltd., Princess Street	(Reg.)
61	New Book Co., 188—190 Dr. Dadabhai Naroji Road	(Reg.)
62	P. P. H. Book Stall, 190/B, Khetwadi Main Road	(Reg.)
63	World Literature, Pyare Singh Chugh House, Agra Road	(Rest.)
64	M. & J. Services, 2-A, Bahari Building. P. B. 6007	(Rest.)
65	Swastik Sales Co., Scientific & Technical Booksellers	(Rest.)
66	Popular Book Depot, Lamington Road	(Reg.)
67	Sunderdas Gain Chand, 601, Girgaum Road, Near Princess Street	(Reg.)
68	Thacker & Co., Rampart Row	(Reg.)
69	All India Supply Co., 342, Kalbadevi Road	(Rest.)
70	Amalgamated Press, 41, Hamam Street	(Rest.)
71	Asian Trading Co., 310, the Miraballe P.M. 1505	(Rest.)
72	Secretary, Salestax Practitioner Association, Room No. 8, Palton Road	(Rest.)
73	Usha Book Depot, 585, Chira Bazar	(Reg.)
	CALCUTTA—	
74	Chatterjee & Co., 3/1, Becharam Chatterjee Lane	(Reg.)
75	Current Literature Co., 208, M. G. Road	(Rest.)
76	Dass Gupta & Co. Ltd., 54/3, College Street	(Reg.)
77	Firma K. L. Mukhopadhya, 6/1A, Banchharam Akrur Lane	(Reg.)
78	Hindu Library, 69-A, Bolaram De Street	(Reg.)
79	M. C. Sarkar & Sons P. Ltd., 14, Bankim Chatterji Lane	(Reg.)
80	Oxford Book Stationery Co., 17, Park St.,	(Reg.)
81	R. Chambrary & Co. Ltd., Kant House, P 33, Mission Row Extension	(Reg.)
82	S. C. Sarkar & Sons P. Ltd., IC College	(Reg.)
83	S. K. Lahiri & Co. Ltd., College Street	(Reg.)
84	Thacker Spink & Co. (1933) P. Ltd., 3, Esplanade East	(Reg.)
85	W. Newman & Co. Ltd., 3 Old Court House Street	(Reg.)
86	Indian Book Dist. Co., C-52, M. G. Road	(Rest.)

LIST OF AGENTS FOR THE SALE OF GOVERNMENT OF INDIA PUBLICATIONS AS ON 31-3-1970—*Contd.*

Serial Number	Name of the Party	Cat. of Agents
	CALCUTTA—*Concld.*	
87	K. K. Roy, 55, Gariahat Road, P. Box No. 10210	(Rest.)
88	Manimala, 123, Bow Bazar Street	(Reg.)
89	Modern Book Depot, 9, Chowringhee Centre	(Rest.)
90	New Script, 172/3, Rash Behari Avenue	(Reg.)
91	Gyan Bharati, 171-A, M. G. Road	(Reg.)
92	Mukherjee Library, I, Gopi Mohan Datta Lane	(Rest.)
93	S. Bhattachary & Co., 49, Dharamtalla Street	(Rest.)
94	Scientific Book Agency, 103, Netaji Subhas Road	(Rest.)
95	Smt. P. D. Upadhyay, 16, Munshi Sardaruddin Lane	(Rest.)
96	Universal Book Dist, 8/2, Hastings Street	(Rest.)
97	Manisha Granthalaya P. Ltd., 4/3, B Bankim Chatterji St.	(Rest.)
98	N. M. Roy Chowdhury Co. P. Ltd., 72, M. G. Road	(Rest.)
	CHANDIGARH—	
99	Jain Law Agency, Shop No. 5, Sector 22 D	(Reg.)
100	Mehta Bros., 1933, Sector 22 B	(Reg.)
101	Rama News Agency. Booksellers, Sector No. 22	(Reg.)
102	Universal Book Store, Booth No. 25, Sector No. 22 D	(Reg.)
103	English Book Shop, 34, Sector 22 D	(Rest.)
	CALICUT—	
104	Touring Book Stall, Court Road	(Rest.)
	CUTTACK—	
105	Cuttack Law Times, Cuttack	(Reg.)
106	D. P. Soor & Sons, Manglabad	(Rest.)
107	New Students Store	(Rest.)
	DEHRADUN—	
108	Bishan Singh and Mahendra Pal Singh, 318, Chukhuwala	(Reg.)
109	Jugal Kishore & Co., Rajpur Road	(Reg.)
110	National News Agency, Paltan Bazar	(Reg.)
111	Sant Singh & Sons, 28, Rama Market	(Rest.)
112	Universal Book House, 39A, Rajpur Road	(Rest.)
113	Natraj Publishers, 52, Rajpur Road	(Reg.)
	DELHI—	
114	Atma Ram & Sons, Kashmere Gate	(Reg.)
115	Bahri Bros. 243, Lajpat Rai Market	(Reg.)
116	Bawa Harkishan Dass Bedi (Vijaya General Agencies) Delhi Ahata Kodara Chamalian Road	(Reg.)
117	Bookwells, 4, Sant Narankari Colony, P.B. 1565, Delhi-9	(Reg.)
118	Dhanwant Medical & Law Book House, 1522, Lajpatrai Market	(Reg.)
119	Federal Law Depot, Kashmeri Gate	(Reg.)
120	Imperial Publishing Co., 3, Faiz Bazar, D. Ganj	(Reg.)
121	Indian Army Book Depot, 3, Ansari Road, D. Ganj	(Reg.)
122	J. M. Jaina & Bros., Mori Gate	(Reg.)
123	Kitab Mahal (Wholesale Division) P. Ltd, 28, Faiz Bazar	(Reg.)
124	K. L. Seth Suppliers of Law Commercial & Tech. Books, Shantinagar, Ganeshpura	(Reg.)
125	Metropolitan Book Co., I, Faiz Bazar	(Reg.)
126	Publication Centre, Subzi Mandi, Opp. Birla Mills	(Reg.)
127	Sat Narian & Sons, 3141, Mohd. Ali Bazar, M. Gate	(Reg.)
128	Universal Book & Stationery Co., 16, Netaji Subhas Marg	(Reg.)
129	Universal Book Traders, 80, Gokhle Market	(Reg.)
130	Youngman & Co., Nai Sarak	(Reg.)
131	Adarsh Publicity Service, 5A/10, Ansari Road, Darya Ganj	(Rest.)
132	Amar Hind Book House, Nai Sarak	(Rest.)
133	All India Educational Supply Co., Sri Ram Buildings, Jawahar Nagar	(Rest.)
134	B. Natb & Bros, 3808, Charkawalan (Chowri Bazar)	(Rest.)
135	General Book Depot, 1691, Nai Sarak	(Rest.)
136	Hindi Sahitya Sansar, 1547, Nai Sarak	(Rest.)
137	Law Literature House, 2646, Balimaran	(Rest.)
138	Munshi Ram Manohar Lal, Oriental Booksellers & Publishers, P. B. No. 1165, Nai Sarak	(Rest.)
139	Premier Book Co., Printers, Publishers and Booksellers, Nai Sarak	(Reg.)
140	Overseas Book Agency, 3810, David Street, Darya Ganj-9	(Reg.)
141	Amir Book Depot, Nai Sarak	(Rest.)
142	Rajpal & Sons, Kashmeri Gate	(Rest.)
143	Saini Law Publishing Co., 1899, Chandni Chowk	(Rest.)
144	Moti Lal Banarsi Dass, Bungalow Road, Jawahar Nagar	(Reg.)
145	Sangam Book Depot, Main Market, Gupta Colony	(Reg.)
146	Summer Bros., P.O. Birla Lines	(Rest.)
147	University Book House, 15, U.B .Bangalow Road, Jawahar Nagar	(Rest.)
148	Om Book Stall, Civil Court Compound	(Rest.)
	DHANBAD—	
149	New Sketch Press Post Box 26	(Rest.)
	DHARWAR—	
150	Bharat Book Depot & Prakashan, Subhas Road	(Rest.)
151	Akalwadi Book Depot, Vijay Road	(Rest.)
	ERNAKULAM—	
152	South India Traders, C/o Constitutional Law Journal	(Reg.)
153	Pai & Co., Broadway	(Rest.)
	FEROZEPUR CANTT.—	
154	English Book Depot, 78, Jhoke Road	(Reg.)
	GAYA—	
155	Sahitya Sadan, Gautam Budha Marg	(Reg.)
	GOA—	
156	Singhal's Book House, P.O. B. No. 70, Near the Church	(Rest.)
	GURGAON—	
157	Prabhu Book Service, Nai Subzi Mandi	(Rest.)
	GUNTUR—	
158	Book Lovers P. Ltd., Arundelpet, Chowrasta	(Reg.)
	GWALIOR—	
159	Loyal Book Depot, Patankar Bazar, Lashmar	(Rest.)
160	Tater Bros., Sarafe	(Rest.)
161	Anand Pustak Bhandar, M. L. B. Marg	(Rest.)
162	M. C. Daftari, Prop. M. B. Jain & Bros., Booksellers, Sarafa, Lashkar	(Rest.)
163	Grover Law House, Nr. High Court Gali	(Rest.)
164	Kitab Ghar, High Court Road	(Reg.)
	GHAZIABAD—	
165	Jayana Book Agency, Outside S.D. Inter College, G.T. Road	(Rest.)
166	S. Gupta, 342, Ram Nagar	(Reg.)
	HYDERABAD—	
167	The Swaraj Book Depot, Lakdi ka pul	(Reg.)
168	Bhasha Prakashan 22-5-69, Gharkaman	(Rest.)
169	Booklovers, P. Ltd., Kachiguda, Chowrasta	(Rest.)
170	Book Syndicate, Devka Mahal, Opp. Central Bank	(Reg.)
171	Labour Law Publications, 873, Sultan Bazar	(Reg.)
172	Book Links Corporation, Narayangoda.	(Reg.)
	HARDWAR—	
173	Seva Kunj, Kanshal Bhawan Bramhampuri	(Rest.)
	HUBLI—	
174	Pervaje's Book House, Station Road	(Reg.)
	INDORE—	
175	Wadhawa & Co., 27, Mahatma Gandhi Road	(Reg.)
176	Madhya Pradesh Book Centre, 41, Ahilyapura	(Rest.)
177	Modern Book House, Shiv Vilas Palace	(Rest.)
178	Swarup Bros., Khajuri Bazar	(Reg.)
179	Vinay Pustak Bhandar	(Rest.)
	JAIPUR CITY—	
180	Bharat Law House, Booksellers & Publishers Opp. Prem Prakash Cinema	(Reg.)
181	Popular Book Depot, Chaura Rasta	(Reg.)
182	Vani Mandir Swami Mansing Highway	(Reg.)
183	Raj Books & Subs. Agency, 16, Nehru Bazar	(Rest.)

LIST OF AGENTS FOR THE SALE OF GOVERNMENT OF INDIA PUBLICATIONS AS ON 31-3-1970—*Contd.*

Serial Number	Name of the Party	Cat. of Agents
	JAMSHEDPUR—	
184	Amar Kitab Ghar, Diagonal Road, P. B. No. 78	(Reg.)
185	Gupta Stores, Dhatkidith	(Reg.)
186	Sanyal Bros. Booksellers & News Agents, 26, Main Road	(Rest.)
	JAMNAGAR—	
187	Swadeshi Vastu Bhandar, Ratanabai Masid Road	(Reg.)
	JODHPUR—	
188	Chopra Bros., Tripolia Bazar	(Reg.)
189	Dwarka Das Rathi, Wholesale Books and News Agents	(Reg.)
190	Kitab Ghar, Sojati Gate	(Reg.)
191	Rajasthan Law House, High Court Road	(Rest.)
	JABBALPUR—	
192	Modern Book House, 286, Jawaharganj	(Reg.)
193	Popular Book House, Nr. Omti P. O.	(Rest.)
	JULLUNDER CITY—	
194	Jain General House, Bazar Bansanwala	(Reg.)
195	Hazoorina Bros., Mai Hiran Gate	(Rest.)
196	University Publishers, Railway Road	(Rest.)
	JHUNJHUNU (RAJ)—	
197	Shashi Kumar Sharat Chandra	(Rest.)
	KANPUR—	
198	Advani & Co., P. Box 100, The Mall	(Reg.)
199	Sahitya Niketan, Sharadhanand Park	(Reg.)
200	Universal Book Stall, The Mall	(Reg.)
	KAPSAN—	
201	Parkashan Prasaran, 1/90, Namdhar Niwas, Azad Marg	(Reg.)
	KOLHAPUR—	
202	Maharashtra Granth Bhandar, Mahadwar Road	(Rest.)
	KUMTA—	
203	S. V. Kamat, Booksellers & Stationers (S. Kanara)	(Reg.)
	LUCKNOW—	
204	Balkrishna Book Co. Ltd., Hazratganj	(Reg.)
205	British Book Depot, 84, Hazratganj	(Reg.)
206	Eastern Book Co., 34, Lalbagh Road	(Reg.)
207	Ram Advani Hazratganj, P. B. 154	(Reg.)
208	Universal Publishers (P) Ltd., Hazratganj	(Reg.)
209	Acquarium Supply Co., 213, Faizabad Road	(Rest.)
210	Civil & Military Educational Stores, 106/B, Sadar Bazar	(Rest.)
	LUDHIANA—	
211	Lyall Book Depot, Chaura Bazar	(Reg.)
212	Mohindra Bros., Katchori Road	(Rest.)
213	Nanda Stationery Bhandar, Pustak Bazar	(Rest.)
214	The Pharmacy News, Pindi St.	(Rest.)
	MADURAI—	
215	Oriental Book House, 258, West Masi St.	(Reg.)
216	Vivekananda Press, 48, West Masi Street	(Reg.)
	MATHURA—	
217	Rath & Co., Tilohi Bldg., Bengali Ghat	(Rest.)
	MADRAS—	
218	Account Test Institute, P.O. 760, Egmore	(Reg.)
219	C. Subbiah Chetty, 62, Big Street, Triplicane	(Reg.)
220	K. Krishnamurty, Post Box 384	(Reg.)
221	P. Vardhachary & Co., 8, Linghi Chetty Street	(Reg.)
222	C. Sitaraman & Co., 33, Royauettach High Road	(Reg.)
223	M. Sachechalam & Co., 14, Bankuram Chetty Street	(Rest.)
224	Madras Book Agency	(Rest.)
225	Nav Bharat Agencies 18, Andiappa St., Sadhana Sadan	(Rest.)
226	The Rex Trading Co. P. B. 5049, 31 & 32 James St..	(Rest.)
227	Mohan Pathippagam & Book Depot, 3, Pyecrafts Triplicance	(Rest.)
228	Naresh Co., 3, Dr. Rangachari Road, Mylapore	(Rest.)
229	Reliance Trading Co., 70/10, Shambu Das St..	(Reg.)
	MANGALORE—	
230	U. R. Shaneye Sons, Car Street, P. Box 128	(Reg.)
231	K. Bhoga Rao & Co. Kodial Bail	(Rest.)
	MEERUT—	
232	Loyal Book Depot, Chhipi Tank	(Reg.)
233	Prakash Educational Stores, Subhash Bazar	(Reg.)
	MUZAFFARNAGAR—	
234	B. S. Jain & Co., 71, Abupura	(Reg.)
235	Cargya & Co., 139, G. New Market	(Rest.)
	MUZAFFARPUR—	
236	Scientific & Educational Supply Syndicate	(Rest.)
	MYSORE—	
237	H. Vankataramiah & Sons, Krishnaragendra Circle	(Reg.)
238	People Book House, Opp. Jagan Mohan Palace.	(Reg.)
239	Geeta Book House, New State Circle	(Reg.)
240	Indian Mercantile Corpn., Ramvilas	(Rest.)
	MANDSAUR—	
241	Nahta Bros., Booksellers & Stationers	(Rest.)
	MUSSOURI—	
242	Hind Traders, N. A. A. Centre, Dick Road	(Rest.)
	NAGPUR—	
243	Western Book Depot, Residency Road	(Reg.)
244	The Executive Secretary, Mineral Industry Association, Mineral House, Near All India Radio Square	(Rest.)
	NILGIRIS—	
245	Mary Martin Booksellers, Kotagiris, Tamil Nadu	(Rest.)
	NAINITAL—	
246	Consal Book Depot, Bara Bazar	(Reg.)
	NADIAD—	
247	R. S. Desai, Station Road	(Rest.)
	NEW DELHI—	
248	Amrit Book Co., Connaught Circus	(Reg.)
249	Anpki Dukan, 5/5777, Dev Nagar	(Reg.)
250	Bhawani & Sons, 8 F, Connaught Place	(Reg.)
251	Central News Agency, 23/90, Connaught Circus	(Reg.)
252	English Book Stores, 7-L, Connaught Circus, P. B. No. 328	(Reg.)
253	Jain Book Agency, C/9, Prem House, Connaught Place	(Reg.)
254	Jayana Book Depot, P. B. 2505, Karol Bagh	(Reg.)
255	Luxmi Book Store, 72, Janpath, P. O. Box 553	(Reg.)
256	Mehra Bros., 50-G, Kalkaji, New Delhi-19	(Reg.)
257	Navyug Traders, Desh Bandhu Gupta Road, Dev Nagar	(Reg.)
258	New Book Depot, Latest Books, Periodicals Sty. P. B. No. 96, Connaught Place	(Reg.)
259	Oxford Book & Statonery Co., Scindia House	(Reg.)
260	Peoples Publishing House (P) Ltd., Rani Jhansi Road	(Reg.)
261	Ram Krishna & Sons (of Lahore), 16/B, Connaught Place	(Reg.)
262	R. K. Publishers, 23, Beadonpura, Karol Bagh	(Reg.)
263	Sharma Bros., 17, New Market, Moti Nagar	(Reg.)
264	The Secretary, Indian Met. Society, Lodi Road	(Reg.)
265	Suneja Book Centre, 24/90, Connaught Circus	(Reg.)
266	United Book Agency, 31, Municipal Market, Connaught Circus	(Reg.)
267	Hindi Book House, 82, Janpath	(Reg.)
268	Lakshmi Book Depot, 57, Rangarpura, Karol Bagh	(Rest.)
269	N. C. Kaunchal & Co., 40, Model Basti, P. O. Karol Bagh, New Delhi-5	(Rest.)
270	Ravindra Book Agency, 4D/50, Double Storey, Lajpat Nagar	(Reg.)
271	Sant Ram Booksellers, 16, New Municipal Market, Lodi Colony	(Rest.)
272	Subhas Book Depot, Shop No. 111, Central Market, Srinivaspuri	(Rest.)
273	The Secy. Federation of Association of Small Industry of India, 23-B/2, Rohtak Road	(Rest.)

LIST OF AGENTS FOR THE SALE OF GOVERNMENT OF INDIA PUBLICATIONS AS ON 31-3-1970—*Contd.*

Serial Number	Name of the Party	Cat. of Agents
	NEW DELHI—*Concld.*	
274	Glob Publications, C-33, Nizamudin East	(Rest.)
275	Standard Booksellers, Stationers, Palam Enclave	(Rest.)
276	Scientific Instruments Stores, A-355, New Rajender Nagar	(Rest.)
277	Shyam Pustak Bhandar, 3819, Arya Samaj Road	(Rest.)
	PATIALA—	
278	Jain & Co., 17, Shah Nashin Bazar	(Reg.)
	PATNA—	
279	Luxmi Trading Co., Padri Ki Haveli	(Reg.)
280	J. N. P. Agarwal & Co., Padri Ki Haveli	(Reg.)
281	Moti Lal Banarsi Dass & Co., Bankipur	(Reg.)
282	Today & Tomorrow, Ashok Rajpath	(Rest.)
	POONA—	
283	Deccan Book Stall, Deccan Gymkhana	(Reg.)
284	Imperial Book Depot, 266, M. G. Road	(Reg.)
285	Sarswat, 67, Patel Flats 2, Bombay-Poona Road	(Rest.)
286	International Book Service, Deccan Gymkhana	(Reg.)
287	Raka Book Agency, Opp. Natu's Chawl, Near Appa Balwant Chowk	(Reg.)
288	Secy., Bharati Itihasa Samshodhan Mandir 1321, Sadashiv Path	(Rest.)
	PONDICHERRY—	
289	Honesty Book House, 9, Rue Duplix	(Rest.)
	PUDKKOTTAI—	
290	Meenakshi Pattippagam, 4142 East Main St.	(Rest.)
291	Sh. P. Swaminathan Shivam & Co., East Main Road	(Rest.)
	RAJKOT—	
292	Mohan Lal Dossabhai Shah, Booksellers & Subs. & Advt. Agent	(Reg.)
	RAIPUR—	
293	Pustak Pratisthan, Sati Bazaar	(Rest.)
	RANCHI—	
294	Crown Book Depot, Upper Bazar	(Reg.)
	REWARI—	
295	Tika Ram Sing Lal	(Rest.)
	SAUGAR—	
296	Yadav Book Stall, Publishers & Booksellers	Rest.)
	SECUNDERABAD—	
297	Hindustan Diary Publishers, Market Street	(Rest.)
	SIVAKASI—	
298	Ganesh Stores, South Car Street	(Rest.)
	SIMLA—	
299	Minerva Book Shop, The Mall	(Rest.)

Serial Number	Name of the Party	Cat. of Agents
	SURAT	
300	Shri Gajanan Pustakalaya, Tower Road	(Reg.)
301	Gujarat Subs. Agency Jawahar Lal Nehru Marg, Athwa Lines	(Rest.)
	TUTICORIN—	
302	Shri K. Thiagarajan, 51, French Chapai Road	(Rest.)
	TIRUCHIRAPALLY—	
303	S. Krishnaswamy & Co., 35, Subhash Chandra Bose Road	(Rest.)
	TRIPURA—	
304	G. R. Dutta & Co., Scientific Equipments Suppliers.	(Rest.)
	TRIVANDRUM—	
305	International Book Depot, Main Road	(Reg.)
306	Reddiar Press & Book Depot, P. B. No. 4	(Rest.)
	TEZPUR—	
307	Jyoti Prakashan Bhawan, Tezpur, Assam	(Rest.)
	UDAIPUR—	
308	Book Centre, Maharana Bhopal College, Consumer, Co-Op. Society Ltd.	(Rest.)
309	Ashutosh & Co., Station Road, Opp. University of Udaipur	(Rest.)
	UJJAIN—	
310	Rami Bros., 41, Mallipura	(Rest.)
	VARANASI—	
311	The Manager, Banaras Hindu University Book Depot	(Reg.)
312	Chowkhamba Sanskrit Series Office, Gopal Mandir Lane, P. B. No. 8	(Reg.)
313	Kohinoor Stores, University Road, Lanka	(Reg.)
314	Viswavidyalaya Prakashan, K 40/18, Bhairo Nath Marg	(Reg.)
315	Globe Book Centre, P.O. Hindus University	(Rest.)
	VIZEGAPATAM—	
316	Gupta Bros., Vizia Building	(Reg.)
317	The Secretary, Andhra University General Co-Op. Stores	(Rest.)
	VELLORE—	
318	A. Venkatasubban, Law Booksellers	(Reg.)
	WARDHA—	
319	Swarajeya Bhandar, Rathi Market	(Reg.)

FOR LOCAL SALE

Govt. of India Kitab Mahal, Janpath, Opp. India Coffee House, New Delhi Phone No. 44561.

Govt. of India Book Depot, 8, Hastings Street, Calcutta, Phone No. 23-3813.

High Commissioner for India in London, India House, London, W.C.2.

S & R AGENTS AS ON 31-3-72

1. The Asstt. Director, Extension Centre, Bhuli Road, Dhanbad.
2. The Asstt. Director, Extension Centre, Santnagar, Hydrabad-18.
3. The Asstt. Director, Govt. of India, S. I. S. I. Ministry of C & I Extension Centre, Kapileshwar Road, Belgaum.
4. The Asstt. Director, Extension Centre, Krishna Distt. (A. P.)
5. The Asstt. Director, Footwear, Extension Centre, Polo Ground No. 1, Jodhpur.
6. The Asstt. Director, Industrial Extension Centre, Nadiad (Guj.)
7. The Development Commissioner, Small Scale Industries, Udyog Bhawan, New Delhi.
8. The Dy. Director, Incharge, S. I. S. I. C/o Chief Civil Admn., Goa, Panjim.
9. The Director, Govt. Press, Hyderabad.
10. The Director, Indian Bureau of Mines, Govt. of India, Ministry of Steel, Mines & Fuel, Nagpur.
11. The Director, S. I. S. I. Industrial Extension Centre, Udhana-Surat.
12. The Employment Officer, Employment Exchange, Dhar, Madhya Pradesh.
13. The Employment Officer, Employment Exchange, Gopal Bhavan Morena.
14. The Employment Officer, Employment Exchange, Jhabua.
15. The Head Clerk, Govt. Book Depot, Ahmedabad.
16. The Head Clerk, Photozincographic Press, 5 Finance Road, Poona.
17. The Officer-in-Charge, Assam, Govt. B. D., Shillong.
18. The O. I/C., Extension Centre, Club Road, Muzzaffarpur.
19. The O. I/C., Extension Centre, Industrial Estate, Kokar, Ranchi.
20. The O. I/C., State Information Centre, Hyderabad.
21. The O. I/C., S. I. S. I. Extension Centre, Malda.
22. The O. I/C., S. I. S. I., Habra, Tabaluria, 24, Parganas.
23. The O. I/C., University Employment Bureau, Lucknow.
24. The O. I/C., S. I. S. I. Chrontanning Extension Centre, Tangra 33/I, North Topsia Road, Calcutta-46.
25. The O. I/C., S. I. S. I. Extension Centre (Footwear), Calcutta.
26. The O. I/C., S. I. S. I., Model Carpentry Workshop, Puyali Nagar, P. O. Burnipur, 24 Parganas.
27. Publication Division, Sales Depot, North Block, New Delhi.
28. The Press Officer, Orissa Sectt. Cuttack.
29. The Registrar of Companies, Andhra Bank Bldg., 6, Linghi Chetty Street, P. B. 1530, Madras.
30. The Registrar of Companies, Assam, Manipur and Tripura, Shillong.
31. The Registrar of Companies, Bihar, Jamal Road, Patna-1.
32. The Registrar of Companies, 162, Brigade Road, Bangalore.
33. The Registrar of Companies, Everest, 100 Marine Drive, Bombay.
34. The Registrar of Companies, Gujarat State Samachar Bldg. Ahmedabad.
35. The Registrar of Companies, Gwalior (M. P.)
36. The Registrar of Companies, H. No. 3-5-837, Hyder Guda, Hyderabad.
37. The Registrar of Companies, Kerala, 70, Feet Road, Ernakulam.
38. The Registrar of Companies, M. G. Road, West Cott. Bldg., P. B. 334, Kanpur.
39. The Registrar of Companies, Narayani Bldg. Brabourne Road, Calcutta-1.
40. The Registrar of Companies, Orissa, Cuttack Chandi, Cuttack.
41. The Registrar of Companies, Pondicherry.
42. The Registrar of Companies, Punjab & Himachal Pradesh, Link Road, Jullundur City.
43. The Registrar of Companies, Rajasthan, Ajmer, Sh. Kumta Prasad, House, 1st Floor 'C' Scheme, Ashok Marg. Jaipur.
44. The Registrar of Companies, Sunlight Insurance Building, Ajmeri Gate Extension, New Delhi.
45. The Registrar of Trade Unions, Kanpur.
46. Soochna Sahita Depot, (State Book Depot), Lucknow.
47. Supdt. Bhupendra State Press, Patiala.
48. Supdt. Govt. Press & Book Depot, Nagpur.
49. Supdt. Govt. Press, Mount Road, Madras.
50. Supdt. Govt. State, Stores and Pubs. P. O. Gulzarbagh, Patna,-7.
51. Supdt. Govt. Printing & Stationery Depot, Rajasthan, Jaipur City.
52. Supdt. Govt. Printing and Stationery, Rajkot.
53. Supdt. Govt. Printing and Stationery, Punjab, Chandigarh.
54. Supdt. Govt. State Emporium, V. P. Rewa.
55. Dy. Controller, Printing & Stationery Office, Himachal Pradesh, Simla.
56. Supdt. Printing and Stationery, Allahabad, Uttar Pradesh.
57. Supdt. Printing and Stationery, Madhya Pradesh, Gwalior.
58. Supdt. Printing and Stationery, Charni Road, Bombay.
59. Supdt. State Govt. Press, Bhopal.
60. The Asstt. Director, Publicity & Information, Vidhan Sandha, Bangalore-1.
61. Supdt. Govt. Press, Trivandrum.
62. Asstt. Information Officer, Press Information Bureau, Information Centre, Srinagar.
63. Chief Controller of Imports & Exports, Panjim, Goa.
64. Employment Officer, Employment Exchange (Near Bus Stop) Sidhi (M.P.)
65. The Director, Regional Meteorological Centre, Alipur, Calcutta.
66. The Asstt. Director, State Information Centre, Hubli.
67. The Director of Supplies and Disposal, Deptt. of Supply, 10, Mount Road, Madras-2.
68. Director General of Supplies and Disposals, N. I. C. Bldg., New Delhi.
69. The Controller of Imports & Exports, Rajkot.
70. The Inspector, Dock Safety, M/L & E Madras Harbour, Madras-1.
71. The Inspecting Asstt. Commissioner of Income Tax, Kerala, Ernakulam.
72. The Under Secretary, Rajya Sabha Sectt., Parliament House, New Delhi.
73. Controller of Imports & Exports, 7, Portland Park, Visakhapatnam.
74. The Senior Inspector, Dock Safety, Botwalla Chambers, Sir, P. M. Road, Bombay.
75. Controller of Imports & Exports, I.B. 14-P. Pondicherry.
76. Dy. Director Incharge, S. I. S. I., Sahakar Bhavan, Triko Bagicha, Rajkot.
77. The Publicity and Liaison Officer, Forest Research Institute, & Colleges, Near Forest, P. O. Dehradun.
78. The Asstt. Controller of Imports and Exports, Govt. of India, Ministry of Commerce, New Kandla.
79. The Dy. Director General (S. D.) 6, Esplanade East, Calcutta.
80. The Director, Govt. of India, S. I. S. I. Ministry of I & S, Industrial Areas-B, Ludhiana
81. The Govt. Epigraphist for India.
82. The Asstt. Director, Incharge, S. I. S. I. Extension Centre, Varanasi.
83. The Director of Supplies, Swarup Nagar, Kanpur.
84. The Asstt. Director (Admn.) Office of the Dte. of Supplies & Disposal Bombay.
85. The Chief Controller of Imports & Exports, Ministry of International Trade, Madras.
86. The Dy. Collector of Customs, Custom House, Visakhapatnam.
87. The Principal Officer, Merantile Marine Department, Calcutta.
88. The Director, S. I. S. I. Karan Nagar, Srinagar.
89. The Director, I/C, S. I. S. I., 107, Industrial Estate, Kanpur.
90. The Director of Inspection, New Marine Lines, Bombay-1.
91. The Dy. Chief Controller of Imports & Exports, T. D. Road, Ernakulam.
92. The Asstt. Director. Govt. Stationery & Book Depot, Aurangabad
93. The Asstt. Director I/C, S. I. S. I. Club Road, Hubli.
94. The Employment Officer, Talcher.
95. The Director of Inspection, Dte. G & S, Disposal. 1, Ganesh Chandra Avenue, Calcutta.
96. The Collector of Customs, New Custom House, Bombay.
97. The Controller of Imports & Exports, Bangalore.
98. The Admn. Officer, Tariff Commissioner, 101, Queen's Road, Bombay
99. The Commissioner of Income Tax, Patiala.
100. The Director, Ministry of I & Supply, (Deptt. of Industry), Cuttack.
101. The Dy. Director of Public Relations, State Information Centre, Patna.
102. The Officer-in-Charge, State Information Centre, Madras.
103. The Asstt. Director, S. I. S. I. M. I. Road, Jaipur.
104. The Collector of Customs, Madras.
105. National Building Org., Nirman Bhavan, New Delhi
106. The Controller of Communication, Bombay Region, Bombay
107. The Karnatak University, Dharwar.

108. The Sardar Pate University, Vallabh Vidyanagar.
109. The Principal Publications Officer Sending Commission for Scientific & Tech., Terminology, U.G.C., Building, New Delhi.
110. The Officer-in-Charge, Information Centre, Swai Ram Singh Road, Jaipur.
111. The Director General of Civil Aviation, New Delhi.
112. Controller of Aerodromes, Delhi.
113. Controller of Aerodromes, Calcuta.
114. Controller of Aerodromes, Bombay.
115. Controller of Aerodromes, Madras.
116. The Registrar, Punjab Agrl. University, Ludhiana.
117. The Land & Development Officer, M. of Health, Family Planning W. H. & U. D., Nirman Bhavan, New Delhi.
118. Acting Secretary Official Language (Leg.) Commission, Ministry of Law, Bhagwan Dass Road, New Delhi.

1. Registrar General, India 2/A, Mansingh Road, New Delhi-11.
2. The Director of Census Operations, Andhra Pradesh, Khusro Manzil Hyderabad-4.
3. The Director of Census Operations, Assam, Bomfyle Road, Shillong-1,
4. The Director of Census Operations, Bihar, Boring Canal Road, Patna, 1.
5. The Director of Census Operations, Gujarat, EllisBridge, Ahmedabad-6.
6. The Director of Census Operations, Haryana, Kothi No. 1 Sector 10-A Chandigarh.
7. The Director of Census Operations, Himachal Pradesh, Boswel, Simla-5.
8. The Director of Census Operations, Jammu & Kashmir, 19, Karan Nagar, Srinagar.
9. The Director of Census Operations, Kerala, Kowdiar Avenue, Road, Trivandrum-3.
10. The Director of Census Operations, Madhya Pradesh, Civil Lines Bhopal-2 (M.P.)
11. The Director of Census Operations, Maharashtra, Sprott Road, Bombay-1 (BR).
12. The Director of Census Operations, Manipur, Imphal.
13. The Director of Census Operations Meghalaya Nangri Hills, Shillong-3.
14. The Director of Census Operations, Mysore Basappa Cross Road, Shanti Nagar, Bangalore-1.
15. The Director of Census Operations, Nagaland, Kohima.
16. The Director of Census Operations, Orissa, Chandni Chouk, Cuttack-1.
17. The Director of Census Operations, Punjab, No. 72, Sector-5, Chandigarh.
18. The Director of Census Operations, Rajasthan, Rambag Palace, Jaipur.
19. The Director of Census Operations, Tamil Nadu 10, Pocs Garden, Madras-86.
20. The Director of Census Operations, Tripura, Durga Bari West Compound, Agartala.
21. The Director of Census Operations, Uttar Pradesh, 6-Park Road, Lucknow.
22. The Director of Census Operations, West Bengal, 20 British India Street, Calcutta-1.
23. The Director of Census Operations, Andaman and Nicobar Islands, Port Blair.
24. The Director of Census Operations, Arunachal Pradesh, Laithumkhrah, Shillong.
25. The Director of Census Operations, Chandigarh, Kothi No. 1012, Sector, 8-C, Chandigarh.
26. The Director of Census Operations, Dadra and Nagar Haveli, Panaji.
27. The Director of Census Operations, Delhi-2, Under Hill Road, Delhi-6.
28. The Director of Census Operations, Goa, Daman & Diu, Dr. A. Borkar Road, Panaji.
29. The Director of Census Operations, L. M. & A. Islands, Kavaratti.
30 The Director of Census Operations, Pondicherry, Madras.

GIPN– S1 —3 Census Goa/73 -23-9-75—500